



# FUND PRO

## A quick guide to Bajaj Allianz Fund Performance

### Bajaj Allianz Life Insurance Co. Ltd.

 [www.bajajallianzlife.com](http://www.bajajallianzlife.com)

     /BajajAllianzLifeInsurance  /BajajAllianzLIC

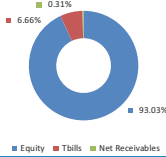
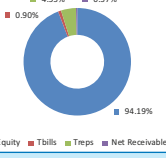
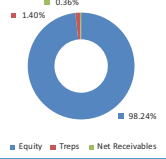
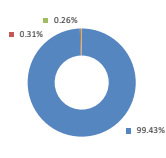
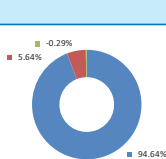
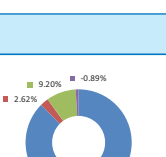
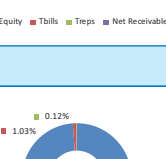
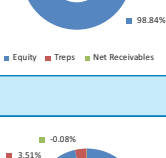


#### BEWARE OF SPURIOUS/FRAUD PHONE CALLS!

- IRDAI is not involved in activities like selling insurance policies, announcing bonus or investments of premiums. Public receiving such phone calls are requested to lodge a police complaint

Bajaj Allianz House, Airport Road, Yerawada, Pune - 411006., IRDAI Reg No.: 116, Visit : [www.bajajallianzlife.com](http://www.bajajallianzlife.com), **BALIC CIN** : U66010PN2001PLC015959, **Mail us** : [customercare@bajajallianz.co.in](mailto:customercare@bajajallianz.co.in), **Call on** : **Toll free no.** 1800 209 7272, **Fax No**: 02066026789, The Logo of Bajaj Allianz Life Insurance Co. Ltd. is provided on the basis of license given by Bajaj Finserv Ltd. to use its "Bajaj" Logo and Allianz SE to use its "Allianz" logo, Please check with your tax consultant for eligibility.

- Please note that past performance is not indicative of future performance
- **IN UNIT LINKED INSURANCE POLICIES, THE INVESTMENT RISK IN THE INVESTMENT PORTFOLIO IS BORNE BY THE POLICYHOLDER**
- The premium paid in linked insurance policies are subject to investment risks associated with capital markets and the NAVs of the units may go up or down based on the performance of fund and factors influencing the capital market and the insured is responsible for his/her decisions
- Please note that the name of the Bajaj Allianz product/plan/fund does not indicate the quality of the product plan/fund respectively and its future prospects or returns
- Customers may be advised to seek independent financial advice

Fund Names	Mandate	Asset Profile	Absolute Return				CAGR Return						Since Inception	Inception Date
			1 Month	3 Month	6 Month	1 Year	2 Year	3 Year	4 Year	5 Year	7 Year	10 Year		
<b>Ethical Fund</b> Pure Stock Fund <small>ULIF02721/01/06PURESTKFUN116</small>	To specifically exclude companies dealing in gambling, contests, liquor, entertainment (films, TV etc.), hotels, banks and financial institutions.		-2.78%	3.24%	2.51%	-5.21%	17.30%	17.09%	13.17%	17.97%	13.51%	12.92%	15.39%	21-Jul-06
<b>Benchmark index: Nifty 50 Index</b>			-2.93%	1.78%	5.36%	-0.73%	11.96%	12.98%	11.94%	17.46%	11.77%	11.24%	11.83%	
<b>Ethical Fund</b> Pure Stock Fund II <small>ULIF07709/01/17PURSTKFUN2116</small>	The investment objective of this fund is to specifically exclude companies dealing in Gambling, Contests, Liquor, Entertainment (Films, TV etc.), Hotels, Tobacco and Tobacco related Institutions.		-2.83%	3.32%	2.47%	-5.43%	16.25%	16.36%	12.65%	17.76%	12.68%	-	12.65%	5-Jun-17
<b>Benchmark index: Nifty 50 Index</b>			-2.93%	1.78%	5.36%	-0.73%	11.96%	12.98%	11.94%	17.46%	11.77%	-	12.21%	
<b>Large Cap Fund</b> Equity Growth Fund II <small>ULIF05106/01/10EQTYGROW02116</small>	To provide capital appreciation through investment in selected equity stocks that have the potential for capital appreciation.		-3.09%	2.36%	4.28%	-2.96%	11.35%	12.89%	11.58%	17.05%	11.50%	11.85%	13.53%	06-Jan-10
<b>Benchmark index: Nifty 50 Index</b>			-2.93%	1.78%	5.36%	-0.73%	11.96%	12.98%	11.94%	17.46%	11.77%	11.24%	10.43%	
<b>Index Linked Nifty Fund</b> Blue Chip Equity Fund <small>ULIF06026/10/10BLUECHIPEQ116</small>	To provide capital appreciation through investment in equities forming part of the National Stock Exchange NIFTY.		-2.86%	2.08%	4.76%	-1.86%	12.54%	13.78%	12.63%	17.89%	12.89%	11.88%	10.72%	01-Nov-10
<b>Benchmark index: Nifty 50 Index</b>			-2.93%	1.78%	5.36%	-0.73%	11.96%	12.98%	11.94%	17.46%	11.77%	11.24%	9.94%	
<b>Flexi Cap Fund</b> Flexi Cap Fund <small>ULIF07917/11/21FLXCAPPUND116</small>	To achieve capital appreciation by investing in a diversified basket of stocks across market capitalizations i.e. Large cap, mid cap and small cap		-2.74%	4.08%	5.07%	-4.30%	15.50%	16.68%	-	-	-	-	17.86%	20-May-22
<b>Benchmark index: Nifty 200 Index</b>			-3.08%	2.80%	5.74%	-2.52%	14.98%	14.94%	-	-	-	-	15.98%	
<b>Mid Cap Fund</b> Accelerator Mid Cap Fund II <small>ULIF05206/01/10ACCMIDCA02116</small>	To achieve capital appreciation by investing in a diversified basket of mid cap stocks and large cap stocks.		-3.17%	6.42%	4.82%	-6.86%	18.47%	18.99%	14.54%	22.08%	12.85%	13.87%	14.44%	06-Jan-10
<b>Benchmark index: NIFTY Midcap 50 Index</b>			-3.76%	5.87%	8.46%	-2.70%	22.36%	25.58%	20.59%	30.69%	18.25%	16.74%	12.04%	
<b>Index Fund</b> Midcap Index Fund <small>ULIF08919/10/10MIDCPINDF0116</small>	To provide capital appreciation through investment in equities forming part of Nifty Midcap 150 Index.		-2.84%	7.21%	7.03%	-3.59%	-	-	-	-	-	-	16.00%	28-Nov-23
<b>Benchmark index: Nifty Midcap 150 Index</b>			-2.85%	7.49%	7.61%	-2.29%	-	-	-	-	-	-	20.04%	
<b>Small Cap Fund</b> Small Cap Fund <small>ULIF08717/01/23SMALLCAPFU116</small>	To achieve capital appreciation by investing in a diversified basket of predominantly* small cap stocks.		-2.98%	10.01%	7.50%	-3.46%	30.54%	-	-	-	-	-	35.05%	23-May-23
<b>Benchmark index: Nifty Small Cap 100 Index</b>			-5.81%	9.23%	6.25%	-6.12%	23.87%	-	-	-	-	-	30.96%	

Fund Names	Mandate	Asset Profile	Absolute Return				CAGR Return						Since Inception	Inception Date
			1 Month	3 Month	6 Month	1 Year	2 Year	3 Year	4 Year	5 Year	7 Year	10 Year		
<b>Focused Fund</b> Focused 25 Fund <small>ULIF09606/02/25FOCUS25F116</small>	To achieve capital appreciation by investing in a concentrated basket of up to 25 stocks across market capitalizations, predominantly in large caps.		-2.17%	3.91%	-	-	-	-	-	-	-	-	8.83%	20-Mar-25
<b>Benchmark index: NSE 100 Index</b>			-2.90%	2.16%	-	-	-	-	-	-	-	-	6.95%	
<b>Index Fund</b> SmallCap Quality Index Fund <small>ULIF09103/01/24SMCPQYINDF116</small>	To provide capital appreciation through investment in equities forming part of Nifty SmallCap 250 Quality 50 Index.		-3.78%	10.45%	4.10%	-10.48%	-	-	-	-	-	-	9.77%	15-Mar-24
<b>Benchmark index: Nifty Smallcap 250 Quality 50 Index</b>			-3.94%	10.99%	6.22%	-8.09%	-	-	-	-	-	-	14.47%	
<b>Asset Allocation / Hybrid Fund</b> Asset Allocation Fund II <small>ULIF07205/12/13ASSETALL02116</small>	The investment objective of this fund will be to realize a level of total income, including current income and capital appreciation, which is consistent with reasonable investment risk. The investment strategy will involve a flexible policy for allocating assets among equities, bonds and cash.		-1.64%	0.99%	2.88%	0.17%	9.98%	10.75%	9.69%	12.54%	9.41%	9.42%	10.56%	31-Mar-14
<b>Benchmark index: CRISIL Balanced Fund - Aggressive Index</b>			-1.70%	1.63%	5.04%	2.25%	10.75%	11.32%	10.13%	13.48%	10.84%	10.39%	11.19%	
<b>Asset Allocation / Hybrid Fund</b> Dynamic Asset Allocation Fund <small>ULIF08617/01/23DYNASALLOCC116</small>	The investment objective of this fund will be to realize a steady stream of current income and as well as generate capital appreciation with appropriate risk and return expectations of the asset classes. The investment strategy would involve a flexible asset allocation among fixed income and equity securities based on the outlook for each of these asset classes.		-0.97%	1.05%	5.02%	5.38%	-	-	-	-	-	-	10.76%	25-Sep-23
<b>Benchmark index: Crisil Dynamic Asset Allocation Index</b>			-1.02%	1.50%	4.81%	4.11%	-	-	-	-	-	-	10.63%	
<b>ESG Fund</b> Sustainable Equity Fund <small>ULIF08017/11/21SUSEQFUND116</small>	To achieve capital appreciation by investing in a diversified basket of equity and equity related instruments of companies following the ESG standards. To focus on investing in select companies from the Investment universe, which conduct business in socially and environmentally responsible manner while maintaining governance standards		-2.75%	3.31%	4.86%	-1.88%	16.57%	-	-	-	-	-	18.33%	16-Feb-23
<b>Benchmark index: Nifty 100 ESG Index</b>			-2.57%	3.59%	6.14%	-2.20%	14.93%	-	-	-	-	-	16.65%	
<b>Debt Fund</b> Bond Fund <small>ULIF02610/07/06BONDFUND116</small>	To provide accumulation of income through investment in high quality fixed income securities like G-Secs, and corporate debt rated AA and above.		0.45%	0.83%	4.46%	8.88%	8.58%	7.97%	6.28%	5.49%	7.00%	7.05%	8.03%	10-Jul-06
<b>Benchmark index: Crisil Composite Bond Fund Index</b>			0.53%	1.03%	4.55%	8.76%	8.46%	8.21%	6.55%	6.00%	7.82%	7.73%	7.52%	
<b>Cash Fund</b> Liquid Fund <small>ULIF02510/07/06LIQUIDFUND116</small>	To have a Fund that protects the invested capital through investments in liquid money market and short-term instruments like commercial papers, certificate of deposits, money market mutual funds, and bank FDs etc.		0.47%	1.39%	2.86%	6.00%	6.19%	5.97%	5.18%	4.71%	3.56%	4.46%	6.42%	10-Jul-06
<b>Benchmark index: Crisil Liquid Fund Index</b>			0.48%	1.53%	3.30%	6.96%	7.15%	7.02%	6.25%	5.73%	5.97%	6.34%	6.92%	

The above information of Fund Returns are as on 31<sup>st</sup> July 2025. Equity Funds Benchmark Returns are as on 31<sup>st</sup> July 2025.

Ver: July 2025