

INVESTMENT'Z INSIGHT

Monthly Investment Update June 2025

Index

EQUITY FUNDS	
Group Equity Index Fund	1
Group Blue Chip Fund	2
Group Equity Fund	3
Group Nifty 100 index Fund	4
HYBRID FUNDS	
Group Asset Allocation Fund	5
Stable Gain Fund	6
Secure Gain Fund	7
Group Balanced Gain Fund-II	8
Group Growth Fund- II	9
DEBT FUNDS	
Group Debt Fund	10
Group Debt Fund-II	11
Group Debt Fund-III	12
LIQUID FUNDS	
Group Liquid Fund-II	13

Fund Performance Summary

FUND PERFORMANCE SUMMARY

Type	FUND NAMES	SFIN Code	AUM in CR	Absolute Return				CAGR Return									
				1 Month	3 Month	6 Month	1 Year	2 Year	3 Year	4 Year	5 Year	7 Year	10 Year	Returns since Inception CAGR	Inception Date		
Asset Allocation Fund	Group Asset Allocation Fund	ULGF00926/02/10GRASSALLOC116	58.7	1.96%	4.53%	3.80%	5.05%	12.84%	14.16%	10.82%	14.60%	10.03%	9.85%	11.17%	25-Feb-10		
	CRISIL Balanced Fund – Aggressive Index			1.83%	6.34%	6.42%	7.00%	12.81%	14.22%	10.71%	15.12%	11.78%	10.77%				
Cash Fund	Group Liquid Fund II	ULGF02124/06/13GRLIQUFU02116	3.8	0.47%	1.50%	2.97%	6.16%	6.43%	6.20%	5.33%	4.79%	2.40%	3.72%	4.03%	13-Sep-13		
	Crisil Liquid Fund Index			0.50%	1.63%	3.41%	7.09%	7.21%	7.00%	6.20%	5.70%	5.98%	6.36%				
Debt Fund	Group Debt Fund	ULGF00426/03/08GRDEBTFUND116	66.4	-0.70%	2.14%	4.79%	9.31%	8.47%	8.03%	6.43%	6.02%	7.07%	7.18%	8.21%	26-Mar-08		
Debt Fund	Group Debt Fund II	ULGF01924/06/13GRDEBTFU02116	1,020.7	-0.66%	2.01%	4.72%	9.19%	8.38%	7.99%	6.41%	5.96%	7.13%	7.18%	7.68%	13-Sep-13		
Debt Fund	Group Debt Fund III	ULGF02202/03/15GRDEBTFU03116	112.5	-0.76%	1.86%	4.46%	8.87%	8.23%	7.89%	6.29%	5.93%	6.82%	-	6.35%	29-Sep-16		
	Crisil Composite Bond Fund Index			-0.44%	2.16%	4.72%	9.16%	8.37%	8.40%	6.51%	6.18%	7.91%	-				
Equity Fund	Group Equity Fund	ULGF01018/04/11GREQTYFUND116	55.6	2.79%	7.61%	5.61%	4.21%	14.39%	16.76%	12.68%	19.12%	11.83%	11.97%	13.07%	21-Jun-11		
Equity Fund	Group Blue Chip Fund	ULGF01118/04/11GRBLUECHIP116	3.4	3.13%	8.37%	6.40%	4.57%	16.17%	18.43%	14.10%	20.73%	14.51%	12.61%	12.23%	21-Jun-11		
	Nifty 50 Index			3.10%	8.49%	7.92%	6.27%	15.29%	17.36%	12.86%	19.88%	13.19%	11.78%				
Index Fund	Group Nifty 100 index Fund	ULGF03029/01/25GRN100INFU116	0.1	-	-	-	-	-	-	-	-	-	-	0.04%	24-Jun-25		
	Nifty 100 index			-	-	-	-	-	-	-	-	-	-				
Hybrid Fund	Group Balanced Gain Fund II	ULGF02402/03/15GRBALCGA02116	1.8	1.37%	5.40%	4.69%	8.46%	11.64%	12.60%	9.81%	10.74%	-	-	10.76%	25-Apr-17		
	CRISIL Balanced Fund – Aggressive Index			1.83%	6.34%	6.42%	7.00%	12.81%	14.22%	10.71%	15.12%	-	-				
Index Fund	Group Equity Index Fund	ULGF00822/02/10GREQTYINDX116	35.8	3.16%	8.40%	6.42%	4.86%	15.64%	17.52%	12.98%	19.65%	13.56%	11.77%	10.66%	19-Feb-10		
	Nifty 50 Index			3.10%	8.49%	7.92%	6.27%	15.29%	17.36%	12.86%	19.88%	13.19%	11.78%				
Hybrid Fund	Secure Gain Fund	ULGF00215/10/04SECUREFUND116	3,112.5	0.03%	3.22%	4.76%	8.00%	9.44%	9.55%	7.44%	7.93%	8.21%	8.34%	9.07%	15-Oct-04		
Hybrid Fund	Stable Gain Fund	ULGF00115/09/04STABLEFUND116	538.5	0.53%	4.08%	4.84%	7.27%	10.09%	10.55%	8.26%	9.45%	8.82%	8.94%	9.85%	31-Oct-04		
Hybrid Fund	Group Growth Fund II	ULGF01311/05/11GRGROWFU02116	-	-0.10%	-0.29%	-0.58%	607.55%	172.95%	98.81%	68.07%	52.39%	38.25%	27.46%	21.84%	1-Aug-11		
	Benchmark			-	-	-	-	-	-	-	-	-	-				

June 2025

Group Equity Index Fund

Fund Objective

To provide capital appreciation through investment in equities forming part of NSE NIFTY.

Portfolio Allocation

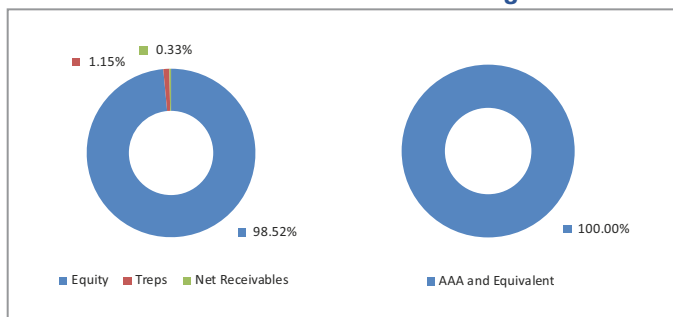
	Stated (%)	Actual (%)
Govt. and Govt. approved Securities	0 - 20	-
Corporate bonds rated AA or above by Crisil	0 - 40	-
Money market and other liquid assets	0 - 40	-
Infrastructure sector as defined by the IRDA	0 - 20	1.15
Listed equities	0 - 100	98.52
Net Current Assets*		0.33
Total		100.00

*Net current asset represents net of receivables and payables for investments held.


Portfolio

Company/Issuer	Exposure (%)
Equity	98.52%
Reliance Industries Ltd	9.30%
HDFC Bank Ltd	9.12%
ICICI Bank Ltd	8.80%
Infosys Ltd	5.58%
Bharti Airtel Ltd	5.31%
Larsen & Toubro Ltd	4.18%
ITC Ltd	3.73%
Tata Consultancy Services Ltd	3.41%
Mahindra & Mahindra Ltd	2.67%
Axis Bank Ltd	2.47%
Others	43.94%
Money Market, Deposits & Other	1.48%
Total	100.00%

Asset Class



Rating Profile

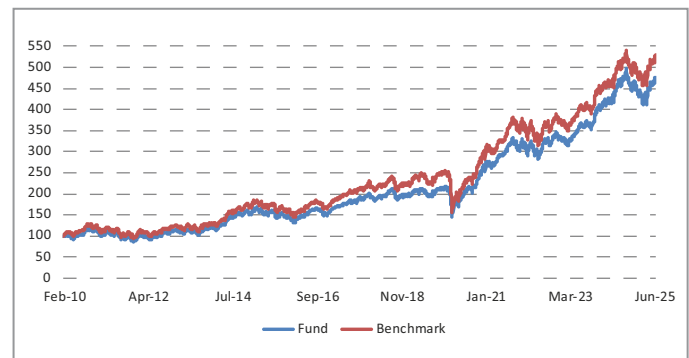


Fund Details

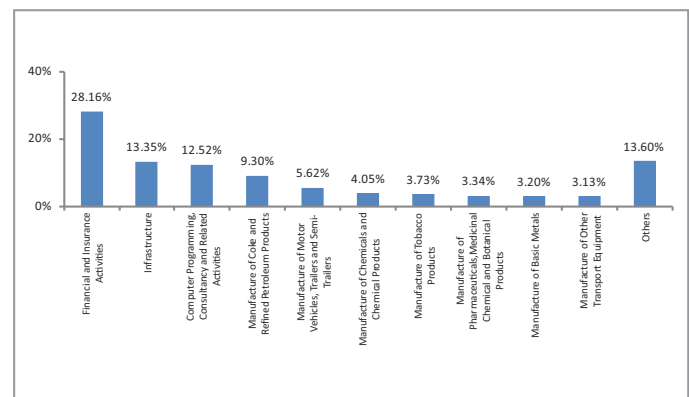
Description	
SFIN Number	ULGF00822/02/10GREQTYINDX116
Launch Date	19-Feb-10
Face Value	10
Risk Profile	High
Benchmark	Nifty 50 Index
Fund Manager Name	Abhay Moghe
Number of funds managed by fund manager:	
Equity	18
Debt	-
Hybrid	12
NAV as on 30-June-2025	47.4663
AUM (Rs. Cr)*	35.81
Equity (Rs. Cr)	35.28
Debt (Rs. Cr)	0.41
Net current asset (Rs. Cr)	0.12

*AUM is excluding the last day unitisation.

Growth of Rs. 100



Top 10 Sectors



Note : 'Financial & insurance activities' sector includes exposure to 'Fixed Deposits' & 'Certificate of Deposits'.

Performance

Period	1 Month	6 Months	1 Year	2 Years	3 Years	4 Years	5 Years	7 Years	10 Years	Inception
Fund	3.16%	6.42%	4.86%	15.64%	17.52%	12.98%	19.65%	13.56%	11.77%	10.66%
Benchmark	3.10%	7.92%	6.27%	15.29%	17.36%	12.86%	19.88%	13.19%	11.78%	11.42%

Returns less than or equal to 1 year are absolute. Returns greater than 1 year are compounded annualised growth rate (CAGR). Past performance is not indicative of future performance

June 2025

Group Blue Chip Fund

Fund Objective

To provide capital appreciation through investment in equities.

Portfolio Allocation

	Stated (%)	Actual (%)
Equity and equity related securities	60 - 100	97.65
Debt and debt related securities /Cash /Money Market instruments**/Fixed Deposit and Mutual funds	0 - 40	1.46
Net Current Assets*		0.89
Total		100.00

*Net current asset represents net of receivables and payables for investments held.

**The exposure to money market instruments may be increased to 100%, keeping in view market conditions, market opportunities, and political, economic and other factors, depending on the perception of the Investment Manager.

Portfolio

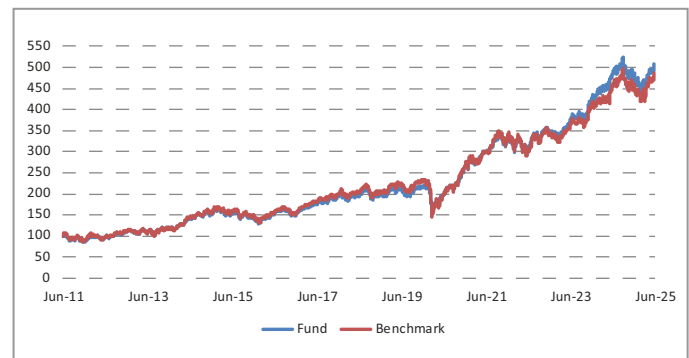
Company/Issuer	Exposure (%)
Equity	97.65%
Reliance Industries Ltd	9.10%
HDFC Bank Ltd	9.00%
ICICI Bank Ltd	8.99%
Infosys Ltd	5.44%
Bharti Airtel Ltd	5.06%
Larsen & Toubro Ltd	4.10%
ITC Ltd	3.66%
Tata Consultancy Services Ltd	3.33%
Bajaj Auto Ltd	2.91%
Mahindra & Mahindra Ltd	2.69%
Others	43.37%
Money Market, Deposits & Other	2.35%
Total	100.00%

Fund Details

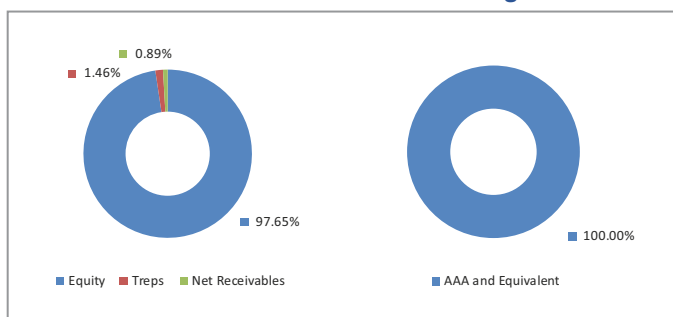
Description	
SFIN Number	ULGF01118/04/11GRBLUECHIP116
Launch Date	21-Jun-11
Face Value	10
Risk Profile	High
Benchmark	Nifty 50 Index
Fund Manager Name	Abhay Moghe
Number of funds managed by fund manager:	
Equity	18
Debt	-
Hybrid	12
NAV as on 30-June-2025	50.5250
AUM (Rs. Cr)*	3.42
Equity (Rs. Cr)	3.34
Debt (Rs. Cr)	0.05
Net current asset (Rs. Cr)	0.03

*AUM is excluding the last day unitisation.

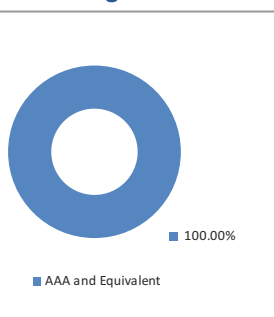
Growth of Rs. 100



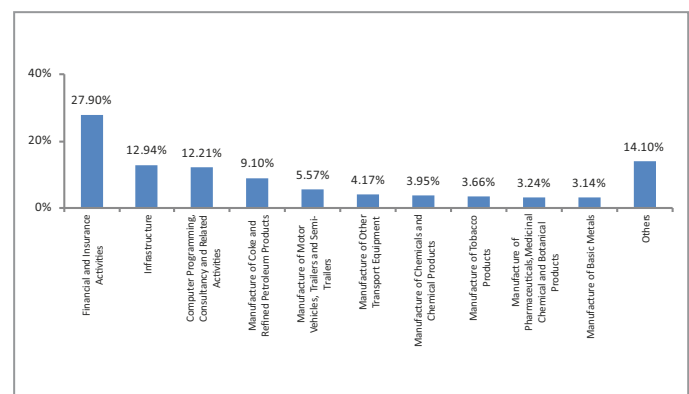
Asset Class



Rating Profile



Top 10 Sectors



Note : 'Financial & insurance activities' sector includes exposure to 'Fixed Deposits' & 'Certificate of Deposits'.

Performance

Period	1 Month	6 Months	1 Year	2 Years	3 Years	4 Years	5 Years	7 Years	10 Years	Inception
Fund	3.13%	6.40%	4.57%	16.17%	18.43%	14.10%	20.73%	14.51%	12.61%	12.23%
Benchmark	3.10%	7.92%	6.27%	15.29%	17.36%	12.86%	19.88%	13.19%	11.78%	11.88%

Returns less than or equal to 1 year are absolute. Returns greater than 1 year are compounded annualised growth rate (CAGR). Past performance is not indicative of future performance

June 2025

Group Equity Fund

Fund Objective

To provide capital appreciation through investment in equity shares.

Portfolio Allocation

	Stated (%)	Actual (%)
Equity and equity related securities	60 - 100	93.48
Debt and debt related securities, Cash/Money Market Instruments/Fixed deposits/Mutual Funds	0 - 40	6.25
Net Current Assets [#]		0.27
Total		100.00

[#]Net current asset represents net of receivables and payables for investments held.

Portfolio

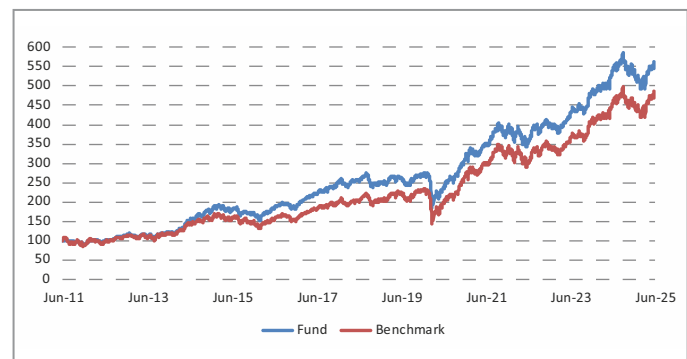
Company/Issuer	Exposure (%)
Equity	93.48%
ICICI Bank Ltd	8.92%
Reliance Industries Ltd	8.01%
HDFC Bank Ltd	7.67%
Bharti Airtel Ltd	5.94%
Infosys Ltd	5.00%
Larsen & Toubro Ltd	4.16%
ITC Ltd	4.08%
Tata Consultancy Services Ltd	4.03%
Mahindra & Mahindra Ltd	2.90%
UTI Mutual Fund - UTI Bank Exchange Traded Fund	2.68%
Others	40.07%
Money Market, Deposits & Other	6.52%
Total	100.00%

Fund Details

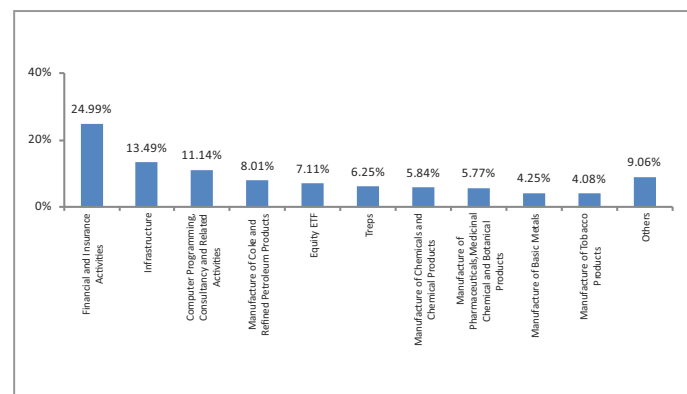
Description	
SFIN Number	ULGF01018/04/11GREQTYFUND116
Launch Date	21-Jun-11
Face Value	10
Risk Profile	Very High
Benchmark	Nifty 50 Index
Fund Manager Name	Paresh Jain
Number of funds managed by fund manager:	
Equity	10
Debt	-
Hybrid	-
NAV as on 30-June-2025	56.0994
AUM (Rs. Cr)*	55.65
Equity (Rs. Cr)	52.02
Debt (Rs. Cr)	3.48
Net current asset (Rs. Cr)	0.15

*AUM is excluding the last day unitisation.

Growth of Rs. 100

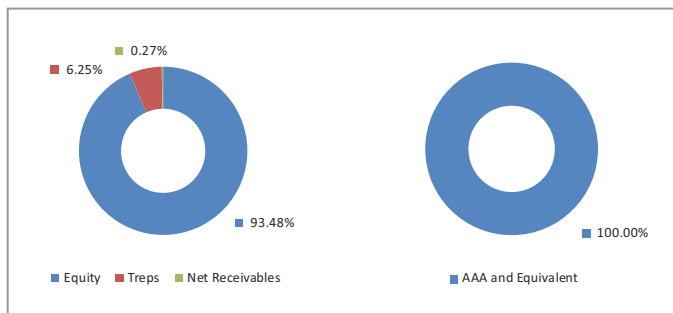


Top 10 Sectors

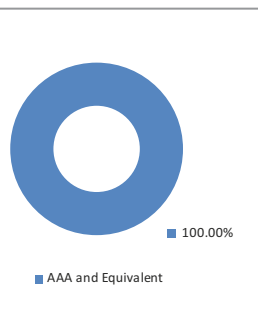


Note : 'Financial & insurance activities' sector includes exposure to 'Fixed Deposits' & 'Certificate of Deposits'.

Asset Class



Rating Profile



Performance

Period	1 Month	6 Months	1 Year	2 Years	3 Years	4 Years	5 Years	7 Years	10 Years	Inception
Fund	2.79%	5.61%	4.21%	14.39%	16.76%	12.68%	19.12%	11.83%	11.97%	13.07%
Benchmark	3.10%	7.92%	6.27%	15.29%	17.36%	12.86%	19.88%	13.19%	11.78%	11.88%

Returns less than or equal to 1 year are absolute. Returns greater than 1 year are compounded annualised growth rate (CAGR). Past performance is not indicative of future performance

June 2025

Group Nifty 100 index Fund

Fund Objective

To provide capital appreciation through investment in equities forming part of Nifty 100 Index.

Portfolio Allocation

	Stated (%)	Actual (%)
Equity & Equity related instruments	65 - 100	-
Cash, Bank Deposits, Liquid Mutual Funds and Money Market Instruments	0 - 35	89.96
Net Current Assets*		10.04
Total		100.00

*Net current asset represents net of receivables and payables for investments held.

Portfolio

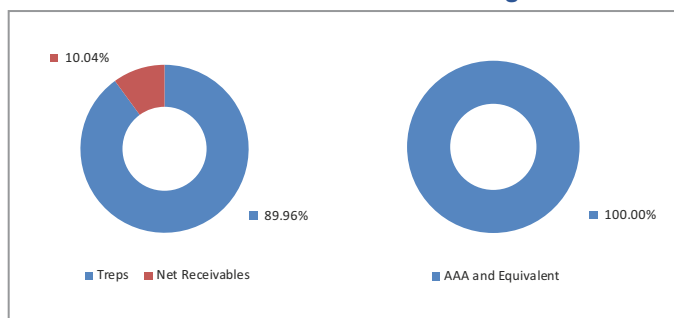
Company/Issuer	Exposure (%)
Money Market, Deposits & Other	100.00%
Total	100.00%

Fund Details

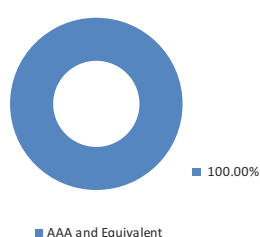
Description	
SFIN Number	ULGF03029/01/25GRN100INFU116
Launch Date	24-Jun-25
Face Value	10
Risk Profile	Very High
Benchmark	Nifty 100 index
Fund Manager Name	Abhay Moghe
Number of funds managed by fund manager:	
Equity	18
Debt	-
Hybrid	12
NAV as on 30-June-2025	10.0041
AUM (Rs. Cr)*	0.10
Equity (Rs. Cr)	-
Debt (Rs. Cr)	0.09
Net current asset (Rs. Cr)	0.01

*AUM is excluding the last day unitisation.

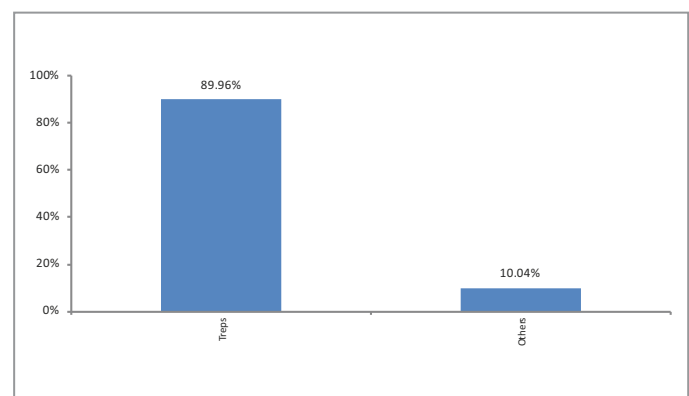
Asset Class



Rating Profile



Top 10 Sectors



Note : 'Financial & insurance activities' sector includes exposure to 'Fixed Deposits' & 'Certificate of Deposits'.

Performance

Period	1 Month	6 Months	1 Year	2 Years	3 Years	4 Years	5 Years	7 Years	10 Years	Inception
Fund	-	-	-	-	-	-	-	-	-	0.04%
Benchmark	-	-	-	-	-	-	-	-	-	1.98%

Returns less than or equal to 1 year are absolute. Returns greater than 1 year are compounded annualised growth rate (CAGR). Past performance is not indicative of future performance

June 2025

Group Asset Allocation Fund

Fund Objective

To realize a level of total income, including current income and capital appreciation, which is consistent with reasonable investment risk. The investment strategy will involve a flexible policy for allocating assets among equities, bonds and cash. The fund strategy will be to adjust the mix between these asset classes to capitalize on the changing financial markets and economic conditions.

Portfolio Allocation

	Stated (%)	Actual (%)
Govt. and Govt. approved Securities	0 - 50	18.85
Corporate bonds	0 - 50	10.23
Money market and other liquid assets	0 - 40	1.74
Infrastructure sector as defined by the IRDA	0 - 40	2.23
Listed equities	0 - 100	65.87
Net Current Assets*		1.08
Total		100.00

*Net current asset represents net of receivables and payables for investments held.

Portfolio

Company/Issuer	Exposure (%)
Equity	65.87%
HDFC Bank Ltd	8.25%
ICICI Bank Ltd	7.54%
Reliance Industries Ltd	4.71%
Bharti Airtel Ltd	4.17%
Infosys Ltd	3.96%
Kotak Mahindra Bank Ltd	3.15%
Mahindra & Mahindra Ltd	2.49%
Larsen & Toubro Ltd	2.41%
ITC Ltd	1.94%
Axis Bank Ltd	1.93%
Others	25.33%
Corporate Bond	11.97%
6.80% NHB TAXABLE BOND NCD (U) (MD 02/04/2032)	6.74%
7.68% NABARD NCD Series 24F (U)(MD 30/04/2029)	1.75%
7.29% National Housing Bank NCD (U) (MD 04/07/2031)	1.30%
10.63% IOT NCD Series IV-STRIP-6 (S) (MD 20/09/2028)	0.98%
6.94% Power Grid Corporation NCD (U) (MD 15/04/2035)	0.76%
7.58% LIC Housing Finance Ltd. Tr.454 Put(S)(MD 23/03/2035)	0.44%
Sovereign	18.85%
7.14% Madhya Pradesh SDL (MD 19/03/2032)	12.27%
7.70% Karnataka SDL (MD 08/11/2033)	1.81%
7.25% GOI (MD 12/06/2063)	1.21%
7.64% Gujarat SDL (MD 08/11/2027)	0.88%
6.90% GOI (MD 15/04/2065)	0.66%
7.13% Maharashtra SDL (MD 05/02/2037)	0.61%
7.11% Maharastra SDL (MD 25/09/2036)	0.43%
6.79% GOI (MD 07/10/2034)	0.35%
7.34% GOI (MD 22/04/2064)	0.27%
7.12% Maharastra SDL (MD 05/02/2036)	0.26%
Others	0.09%
Money Market, Deposits & Other	3.31%
Total	100.00%

Performance

Period	1 Month	6 Months	1 Year	2 Years	3 Years	4 Years	5 Years	7 Years	10 Years	Inception
Fund	1.96%	3.80%	5.05%	12.84%	14.16%	10.82%	14.60%	10.03%	9.85%	11.17%
Benchmark	1.83%	6.42%	7.00%	12.81%	14.22%	10.71%	15.12%	11.78%	10.77%	10.51%

Returns less than or equal to 1 year are absolute. Returns greater than 1 year are compounded annualised growth rate (CAGR). Past performance is not indicative of future performance

Fund Details

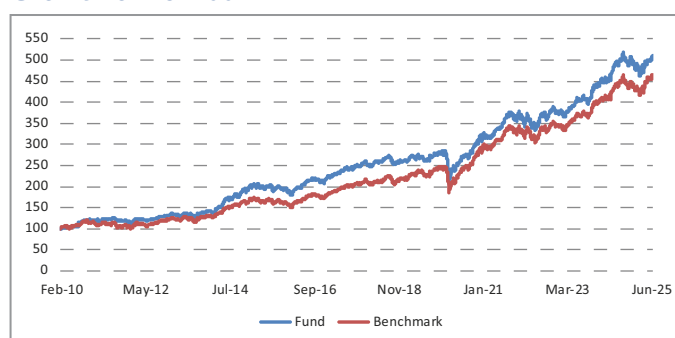
Description	
SFIN Number	ULGF00926/02/10GRASSALLOC116
Launch Date	25-Feb-10
Face Value	10
Risk Profile	High
Benchmark	CRISIL Balanced Fund – Aggressive Index
Fund Manager Name	Abhay Moghe, Lakshman Chettiar
Number of funds managed by fund manager:	Abhay Moghe Lakshman Chettiar
Equity	18 -
Debt	- 10
Hybrid	12 13
NAV as on 30-June-2025	50.8288
AUM (Rs. Cr)*	58.71
Equity (Rs. Cr)	38.67
Debt (Rs. Cr)	19.40
Net current asset (Rs. Cr)	0.63

*AUM is excluding the last day unitisation.

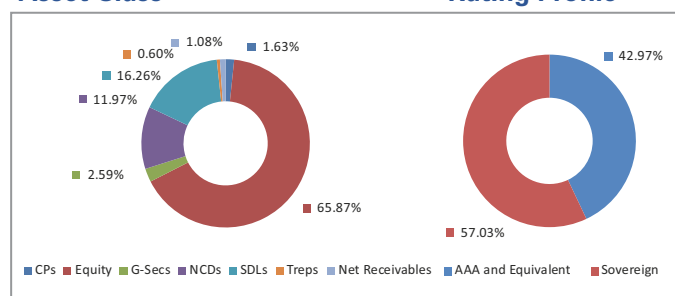
Quantitative Indicators

Modified Duration in Years	5.29
Average Maturity in Years	8.30
Yield to Maturity in %	6.77

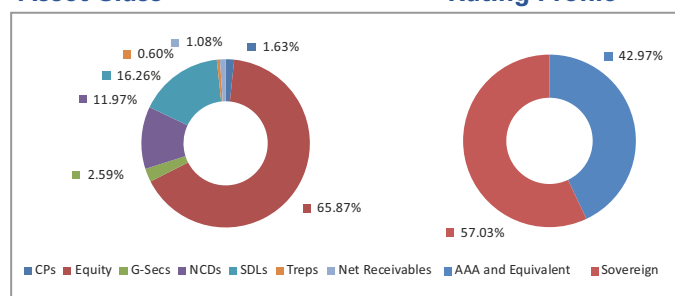
Growth of Rs. 100



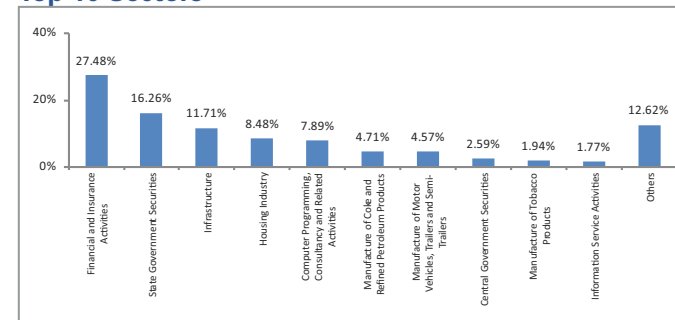
Asset Class



Rating Profile



Top 10 Sectors



Note : 'Financial & insurance activities' sector includes exposure to 'Fixed Deposits' & 'Certificate of Deposits'.

June 2025

Stable Gain Fund

Fund Objective

To provide moderate risk with moderate returns.

Portfolio Allocation

	Stated (%)	Actual (%)
Debt and Debt related securities & Money Market incl. FD, Mutual Funds	65 - 100	68.36
Listed equities	0 - 35	31.64
Total		100.00

*Net current asset represents net of receivables and payables for investments held.

Portfolio

Company/Issuer	Exposure (%)
Equity	31.64%
Reliance Industries Ltd	3.33%
HDFC Bank Ltd	2.85%
ICICI Bank Ltd	2.63%
Infosys Ltd	1.69%
Mahindra & Mahindra Ltd	1.34%
Tata Consultancy Services Ltd	1.06%
ITC Ltd	1.01%
Kotak Mahindra Bank Ltd	1.01%
Axis Bank Ltd	0.94%
State Bank of India	0.92%
Others	14.87%
Corporate Bond	30.41%
7.34% SIDBI NCD Series III (U) (MD 26/02/2029)	4.73%
7.29% National Housing Bank NCD (U) (MD 04/07/2031)	3.78%
7.55% IRFC Ltd NCD (S) (MD 06/11/2029)	2.85%
7.68% NABARD NCD Series 24F (U)(MD 30/04/2029)	1.91%
7.35% National Housing Bank NCD (U) (MD 02/01/2032)	1.89%
8.55% HDFC Bank Ltd NCD (S) (MD 27/03/2029)	1.56%
7.66% LIC Housing Finance Ltd. Tr. 451 (S) (MD 11/12/2029)	1.53%
7.64% NABARD NCD Series 25B (U)(MD 06/12/2029)	1.53%
7.67% LIC Housing Finance Ltd NCD (S)(MD 15/04/2033)P(150526)	1.35%
6.94% Power Grid Corporation NCD (U) (MD 15/04/2035)	1.29%
Others	7.99%
Sovereign	30.99%
7.34% GOI (MD 22/04/2064)	6.15%
6.79% GOI (MD 30/12/2031)	4.78%
6.90% GOI (MD 15/04/2065)	3.82%
6.79% GOI (MD 07/10/2034)	2.80%
6.97% Karnataka SDL (MD 26/02/2028)	2.47%
7.11% Maharashtra SDL (MD 25/09/2036)	1.89%
7.13% Maharashtra SDL (MD 05/02/2037)	1.51%
7.18% GOI (MD 14/08/2033)	1.01%
7.62% TAMILNADU SDL (MD 04/01/2033)	0.98%
7.12% Maharashtra SDL (MD 05/02/2036)	0.85%
Others	4.74%
Money Market, Deposits & Other	6.96%
Total	100.00%

Fund Details

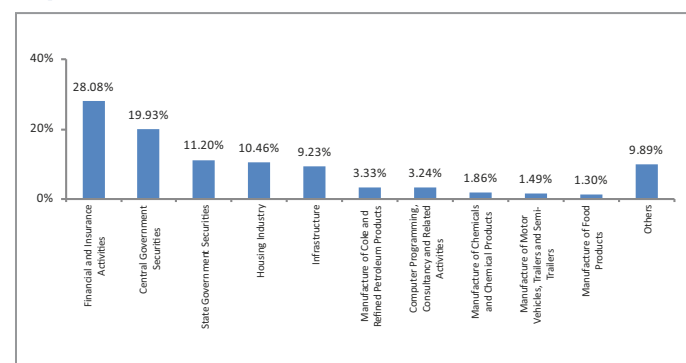
Description	
SFIN Number	ULGF00115/09/04STABLEFUND116
Launch Date	31-Oct-04
Face Value	10
Risk Profile	Moderate
Benchmark	-
Fund Manager Name	Sujit Jain, Lakshman Chettiar
Number of funds managed by fund manager:	Sujit Jain Lakshman Chettiar
Equity	1 -
Debt	- 10
Hybrid	2 13
NAV as on 30-June-2025	69.7573
AUM (Rs. Cr)*	538.50
Equity (Rs. Cr)	170.38
Debt (Rs. Cr)	359.77
Net current asset (Rs. Cr)	8.35

*AUM is excluding the last day unitisation.

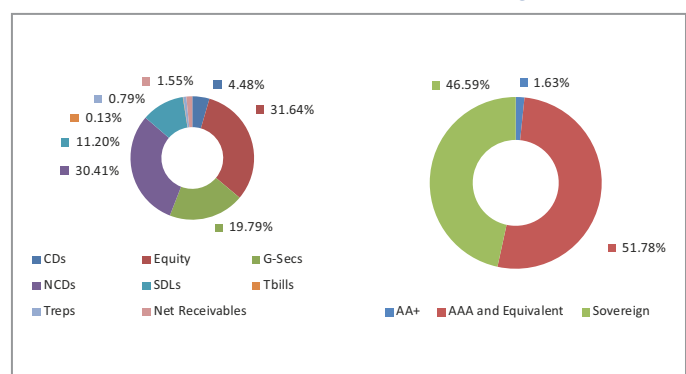
Quantitative Indicators

Modified Duration in Years	5.62
Average Maturity in Years	10.52
Yield to Maturity in %	6.80

Top 10 Sectors



Asset Class



Rating Profile

Performance

Period	1 Month	6 Months	1 Year	2 Years	3 Years	4 Years	5 Years	7 Years	10 Years	Inception
Fund	0.53%	4.84%	7.27%	10.09%	10.55%	8.26%	9.45%	8.82%	8.94%	9.85%
Benchmark	-	-	-	-	-	-	-	-	-	-

Returns less than or equal to 1 year are absolute. Returns greater than 1 year are compounded annualised growth rate (CAGR). Past performance is not indicative of future performance

June 2025

Secure Gain Fund

Fund Objective

To provide very low principal risk with stable returns.

Portfolio Allocation

	Stated (%)	Actual (%)
Debt and Debt related securities & Money Market incl. FD, Mutual Funds	80 - 100	80.37
Listed equities	0 - 20	19.63
Total		100.00

*Net current asset represents net of receivables and payables for investments held.

Portfolio

Company/Issuer	Exposure (%)
Equity	19.63%
Reliance Industries Ltd	2.07%
HDFC Bank Ltd	1.76%
ICICI Bank Ltd	1.64%
Infosys Ltd	1.06%
Mahindra & Mahindra Ltd	0.82%
Tata Consultancy Services Ltd	0.75%
ITC Ltd	0.63%
Kotak Mahindra Bank Ltd	0.62%
Supreme Industries Ltd	0.58%
Axis Bank Ltd	0.58%
Others	9.12%
Corporate Bond	39.96%
7.55% IRFC Ltd NCD (S) (MD 06/11/2029)	2.80%
7.64% NABARD NCD Series 25B (U)(MD 06/12/2029)	2.61%
7.75% LIC Housing Finance Ltd NCD Tr.444 (S)(MD 23/08/2029)	2.48%
8.55% HDFC Bank Ltd NCD (S) (MD 27/03/2029)	2.44%
7.49% SIDBI NCD SERIES VIII(U) (MD 11/06/2029)	2.39%
7.29% National Housing Bank NCD (U) (MD 04/07/2031)	2.30%
6.94% Power Grid Corporation NCD (U) (MD 15/04/2035)	1.94%
7.66% LIC Housing Finance Ltd. Tr. 451 (S) (MD 11/12/2029)	1.88%
7.35% EXIM Bank NCD (U) Series AA02 (MD 27/07/2028)	1.81%
7.48% NABARD NCD Series 25G-R1 (U)(MD 15/09/2028)	1.74%
Others	17.56%
Sovereign	33.70%
7.34% GOI (MD 22/04/2064)	10.78%
7.02% Gujarat SDL (MD 26/03/2033)	2.42%
6.90% GOI (MD 15/04/2065)	2.05%
7.23% Gujarat SDL (MD 19/06/2027)	1.97%
7.13% Maharashtra SDL (MD 05/02/2037)	1.76%
7.11% Maharashtra SDL (MD 25/09/2036)	1.65%
7.14% Madhya Pradesh SDL (MD 19/03/2032)	1.56%
7.12% Maharashtra SDL (MD 05/02/2036)	1.43%
7.08% Karnataka SDL (MD 16/10/2034)	1.32%
7.09% GOI (MD 05/08/2054)	1.20%
Others	7.57%
Money Market, Deposits & Other	6.71%
Total	100.00%

Fund Details

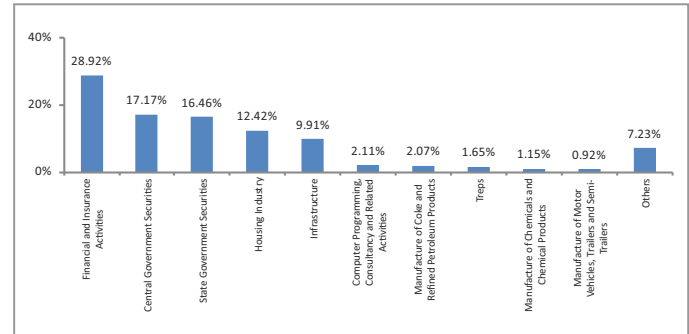
Description	
SFIN Number	ULGF00215/10/04SECUREFUND116
Launch Date	15-Oct-04
Face Value	10
Risk Profile	Moderate
Benchmark	-
Fund Manager Name	Sujit Jain, Lakshman Chettiar
Number of funds managed by fund manager:	Sujit Jain Lakshman Chettiar
Equity	1 -
Debt	- 10
Hybrid	2 13
NAV as on 30-June-2025	60.4348
AUM (Rs. Cr)*	3112.45
Equity (Rs. Cr)	610.93
Debt (Rs. Cr)	2446.02
Net current asset (Rs. Cr)	55.50

*AUM is excluding the last day unitisation.

Quantitative Indicators

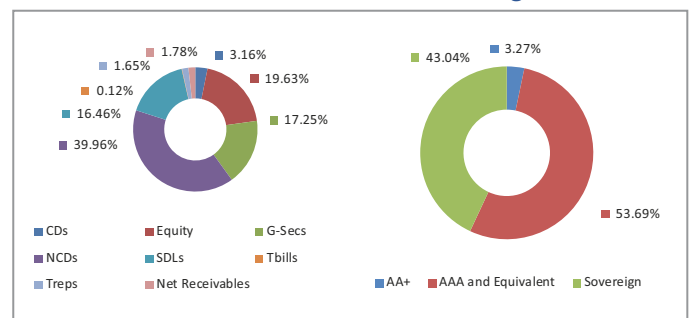
Modified Duration in Years	5.78
Average Maturity in Years	11.48
Yield to Maturity in %	6.81

Top 10 Sectors



Note : 'Financial & insurance activities' sector includes exposure to 'Fixed Deposits' & 'Certificate of Deposits'.

Asset Class



Performance

Period	1 Month	6 Months	1 Year	2 Years	3 Years	4 Years	5 Years	7 Years	10 Years	Inception
Fund	0.03%	4.76%	8.00%	9.44%	9.55%	7.44%	7.93%	8.21%	8.34%	9.07%
Benchmark	-	-	-	-	-	-	-	-	-	-

Returns less than or equal to 1 year are absolute. Returns greater than 1 year are compounded annualised growth rate (CAGR). Past performance is not indicative of future performance

June 2025

Group Balanced Gain Fund-II

Fund Objective

To provide capital appreciation, subject to minimum guaranteed unit price at fund closure. The fund strategy would be to achieve potential upside by investing adequately in debt securities, equities, mutual funds and highly rated debentures.

Portfolio Allocation

	Stated (%)	Actual (%)
Equity	0 - 80	49.41
Debt and Debt related securities, Money Market instrument/Mutual Funds	20 - 80	44.40
Money market instruments, Cash, Mutual funds	0 - 40	3.96
Net Current Assets*		2.23
Total		100.00

*Net current asset represents net of receivables and payables for investments held.

Portfolio

Company/Issuer	Exposure (%)
Equity	49.41%
Bharti Airtel Ltd	9.66%
Dr Reddys Laboratories Ltd	9.07%
HDFC Bank Ltd	8.72%
Infosys Ltd	6.49%
Maruti Suzuki India Ltd	6.38%
Tata Consultancy Services Ltd	4.90%
Hero MotoCorp Ltd	4.19%
Sovereign	44.40%
7.17% GOI (MD 08/01/2028)	44.40%
Money Market, Deposits & Other	6.19%
Total	100.00%

Fund Details

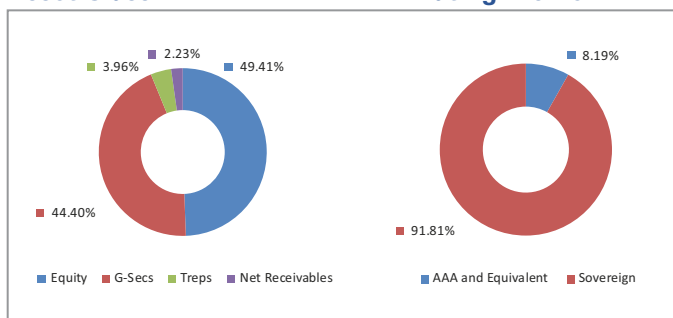
Description	
SFIN Number	ULGF02402/03/15GRBALCGA02116
Launch Date	25-Apr-17
Face Value	10
Risk Profile	High
Benchmark	CRISIL Balanced Fund – Aggressive Index
Fund Manager Name	Abhay Moghe, Lakshman Chettiar
Number of funds managed by fund manager:	Abhay Moghe Lakshman Chettiar
Equity	18 -
Debt	- 10
Hybrid	12 13
NAV as on 30-June-2025	16.7919
AUM (Rs. Cr)*	1.77
Equity (Rs. Cr)	0.87
Debt (Rs. Cr)	0.86
Net current asset (Rs. Cr)	0.04

*AUM is excluding the last day unitisation.

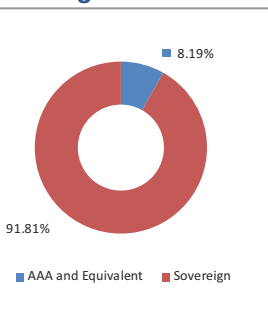
Quantitative Indicators

Modified Duration in Years	2.03
Average Maturity in Years	2.32
Yield to Maturity in %	5.82

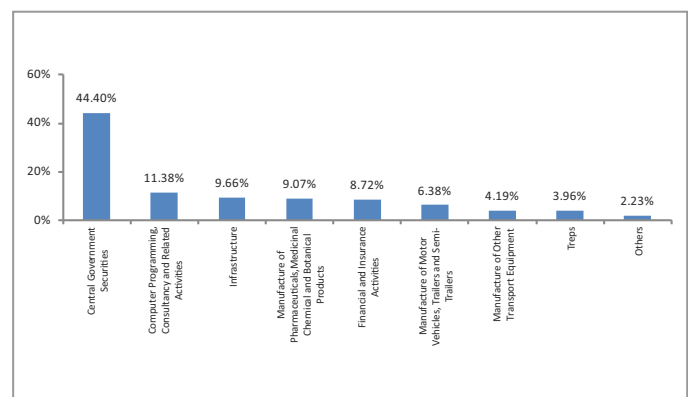
Asset Class



Rating Profile



Top 10 Sectors



Note : 'Financial & insurance activities' sector includes exposure to 'Fixed Deposits' & 'Certificate of Deposits'.

Performance

Period	1 Month	6 Months	1 Year	2 Years	3 Years	4 Years	5 Years	7 Years	10 Years	Inception
Fund	1.37%	4.69%	8.46%	11.64%	12.60%	9.81%	10.74%	-	-	10.76%
Benchmark	1.83%	6.42%	7.00%	12.81%	14.22%	10.71%	15.12%	-	-	15.39%

** During the period of Feb 2018 - May 2020 scheme AUM was Nil. Return is from 04th June'2020

Returns less than or equal to 1 year are absolute. Returns greater than 1 year are compounded annualised growth rate (CAGR). Past performance is not indicative of future performance

June 2025

Group Growth Fund- II

Fund Objective

The investment objective of the fund is to provide minimum unit price growth @ 7.35% p.a. compounded annually at the fund closure date by investing in a suitable mix of assets.

Portfolio Allocation

	Stated (%)	Actual (%)
Debt and debt related securities, Cash, Fixed Deposits, Money market instruments, Mutual funds	0 - 100	-
Equity and equity related instruments	0 - 50	-
Net Current Assets*		100.00
Total		100.00

*Net current asset represents net of receivables and payables for investments held.

Portfolio

Company/Issuer	Exposure (%)
Money Market, Deposits & Other	100.00%
Total	100.00%

Fund Details

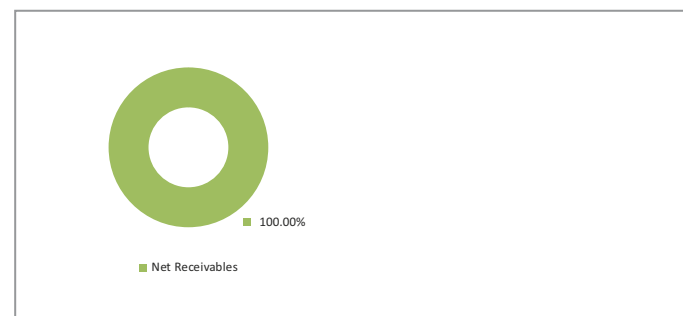
Description		
SFIN Number	ULGF01311/05/11GRGROWFU02116	
Launch Date	01-Aug-11	
Face Value	10	
Risk Profile	Low	
Benchmark	-	
Fund Manager Name	Abhay Moghe, Lakshman Chettiar	
Number of funds managed by fund manager:	Abhay Moghe	Lakshman Chettiar
Equity	18	-
Debt	-	10
Hybrid	12	13
NAV as on 30-June-2025	156.4497	
AUM (Rs. Cr)*	-	
Equity (Rs. Cr)	-	
Debt (Rs. Cr)	-	
Net current asset (Rs. Cr)	-	

*AUM is excluding the last day unitisation.

Quantitative Indicators

Modified Duration in Years	-
Average Maturity in Years	-
Yield to Maturity in %	-

Asset Class



Performance

Period	1 Month	6 Months	1 Year	2 Years	3 Years	4 Years	5 Years	7 Years	10 Years	Inception
Fund	-0.10%	-0.58%	607.55%	172.95%	98.81%	68.07%	52.39%	38.25%	27.46%	21.84%
Benchmark	-	-	-	-	-	-	-	-	-	-

In Group Growth Fund II there was 99.99% redemption in the month of Dec' 24.

Returns less than or equal to 1 year are absolute. Returns greater than 1 year are compounded annualised growth rate (CAGR). Past performance is not indicative of future performance

June 2025

Group Debt Fund

Fund Objective

To provide stable returns through investment in various fixed income securities.

Portfolio Allocation

	Stated (%)	Actual (%)
Govt. and Govt. approved Securities	0 - 100	62.92
Corporate bonds	0 - 100	31.17
Money market and other liquid assets	0 - 40	4.13
Listed equities - NIL		-
Net Current Assets*		1.77
Total		100.00

*Net current asset represents net of receivables and payables for investments held.

Portfolio

Company/Issuer	Exposure (%)
Corporate Bond	31.17%
7.80% HDFC Bank LTD (U) Series US-002 (MD 03/05/2033)	7.09%
7.35% EXIM Bank NCD (U) Series AA02 (MD 27/07/2028)	6.43%
7.29% National Housing Bank NCD (U) (MD 04/07/2031)	4.60%
7.49% SIDBI NCD SERIES VIII(U) (MD 11/06/2029)	3.84%
7.58% LIC Housing Finance Ltd. Tr.454 Put(S)(MD 23/03/2035)	1.95%
7.83% SIDBI NCD (MD 24/11/2028)	1.55%
7.40% NABARD NCD Series 25D (U)(MD 29/04/2030)	1.54%
7.75% SIDBI NCD Series VII (U) (MD 10/06/2027)	1.54%
8.05% HDFC Bank LTD (S) Series W-003 (MD 22/10/2029)	0.78%
7.29% HUDCO Bond NCD Series E 2024 (U)(MD 12/02/2035)	0.77%
Others	1.08%
Sovereign	62.92%
7.34% GOI (MD 22/04/2064)	18.35%
7.64% Gujarat SDL (MD 08/11/2027)	11.68%
6.75% GOI (MD 23/12/2029)	6.59%
7.18% GOI (MD 14/08/2033)	5.68%
7.11% Maharashtra SDL (MD 25/09/2036)	4.61%
6.97% Karnataka SDL (MD 26/02/2028)	3.08%
7.13% Maharashtra SDL (MD 05/02/2037)	3.06%
6.90% GOI (MD 15/04/2065)	2.86%
7.12% Maharashtra SDL (MD 05/02/2036)	1.54%
7.10% Maharashtra SDL (MD 04/08/2036)	1.53%
Others	3.95%
Money Market, Deposits & Other	5.90%
Total	100.00%

Fund Details

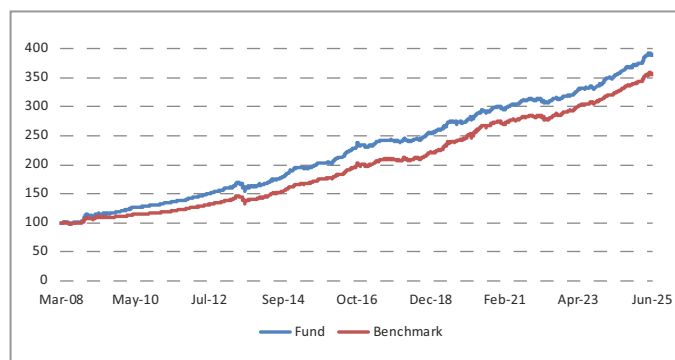
Description	
SFIN Number	ULGF00426/03/08GRDEBTFUND116
Launch Date	26-Mar-08
Face Value	10
Risk Profile	Low
Benchmark	CRISIL Composite Bond Fund Index
Fund Manager Name	Lakshman Chettiar
Number of funds managed by fund manager:	
Equity	-
Debt	10
Hybrid	13
NAV as on 30-June-2025	39.0688
AUM (Rs. Cr)*	66.40
Equity (Rs. Cr)	-
Debt (Rs. Cr)	65.22
Net current asset (Rs. Cr)	1.18

*AUM is excluding the last day unitisation.

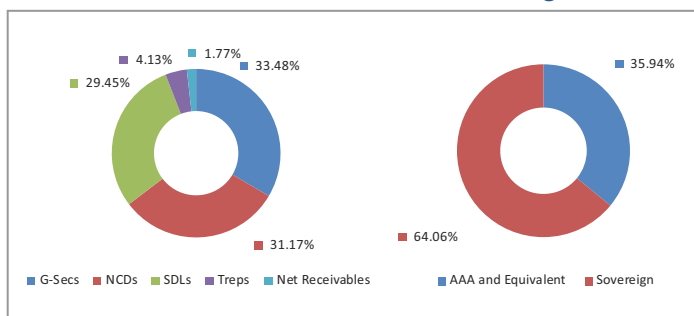
Quantitative Indicators

Modified Duration in Years	6.05
Average Maturity in Years	12.62
Yield to Maturity in %	6.65

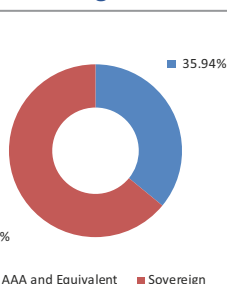
Growth of Rs. 100



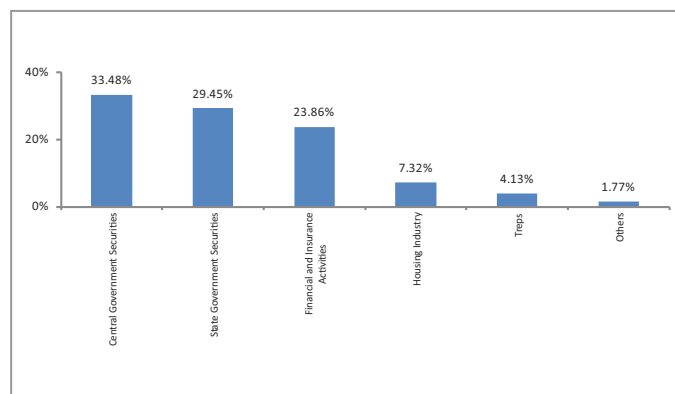
Asset Class



Rating Profile



Top 10 Sectors



Note : 'Financial & insurance activities' sector includes exposure to 'Fixed Deposits' & 'Certificate of Deposits'.

Performance

Period	1 Month	6 Months	1 Year	2 Years	3 Years	4 Years	5 Years	7 Years	10 Years	Inception
Fund	-0.70%	4.79%	9.31%	8.47%	8.03%	6.43%	6.02%	7.07%	7.18%	8.21%
Benchmark	-0.44%	4.72%	9.16%	8.37%	8.40%	6.51%	6.18%	7.91%	7.81%	7.64%

Returns less than or equal to 1 year are absolute. Returns greater than 1 year are compounded annualised growth rate (CAGR). Past performance is not indicative of future performance

June 2025

Group Debt Fund-II

Fund Objective

To provide stable returns through investment in various fixed income securities.

Portfolio Allocation

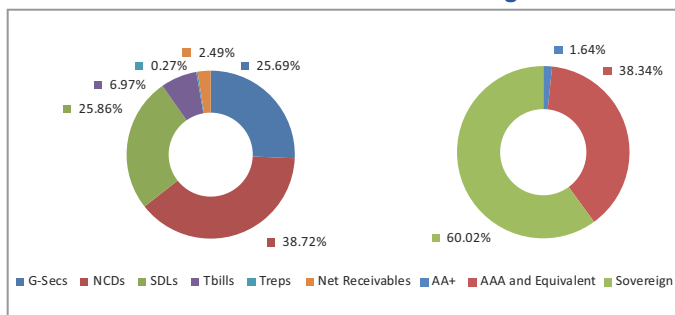
	Stated (%)	Actual (%)
Debt and Debt related securities incl. FD	40 - 100	90.27
Money Market instrument	0 - 60	7.24
Net Current Assets*		2.49
Total		100.00

*Net current asset represents net of receivables and payables for investments held.

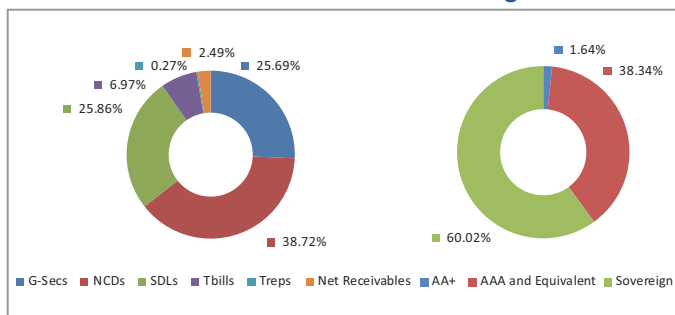
Portfolio

Company/Issuer	Exposure (%)
Corporate Bond	38.72%
7.57% LIC Housing Finance Ltd. Tr. 447 (S) (MD 18/10/2029)	5.02%
7.64% NABARD NCD Series 25B (U)(MD 06/12/2029)	3.83%
7.49% SIDBI NCD SERIES VIII(U) (MD 11/06/2029)	3.00%
7.68% NABARD NCD Series 24F (U)(MD 30/04/2029)	2.81%
8% HDFC Bank (S) Series AA-006 (MD 27/07/2032)	2.59%
7.99% LIC Housing Finance Ltd NCD (S)(MD 12/07/2029)	2.54%
7.65% HDB Financial Services Ltd.NCD(S)(MD 10/09/2027)	2.50%
7.34% SIDBI NCD Series III (U) (MD 26/02/2029)	2.49%
7.60% P F C Ltd. NCD (U)(MD 20/02/2027)-GOI Serviced	2.49%
7.80% HDFC Bank LTD (U) Series US-002 (MD 03/05/2033)	2.31%
Others	9.14%
Sovereign	51.55%
6.90% GOI (MD 15/04/2065)	15.32%
7.02% Gujarat SDL (MD 26/03/2033)	6.18%
6.79% GOI (MD 07/10/2034)	5.24%
7.14% Madhya Pradesh SDL (MD 19/03/2032)	4.20%
7.22% Karnataka SDL (MD 05/09/2032)	3.61%
6.82% Maharashtra SDL (MD 05/05/2032)	3.45%
7.12% Maharashtra SDL (MD 05/02/2036)	2.50%
7.11% Maharashtra SDL (MD 25/09/2036)	2.50%
7.34% GOI (MD 22/04/2064)	2.49%
6.54% GOI (MD 17/01/2032)	2.48%
Others	3.58%
Money Market, Deposits & Other	9.73%
Total	100.00%

Asset Class



Rating Profile



Performance

Period	1 Month	6 Months	1 Year	2 Years	3 Years	4 Years	5 Years	7 Years	10 Years	Inception
Fund	-0.66%	4.72%	9.19%	8.38%	7.99%	6.41%	5.96%	7.13%	7.18%	7.68%
Benchmark	-0.44%	4.72%	9.16%	8.37%	8.40%	6.51%	6.18%	7.91%	7.81%	8.32%

Returns less than or equal to 1 year are absolute. Returns greater than 1 year are compounded annualised growth rate (CAGR). Past performance is not indicative of future performance

Fund Details

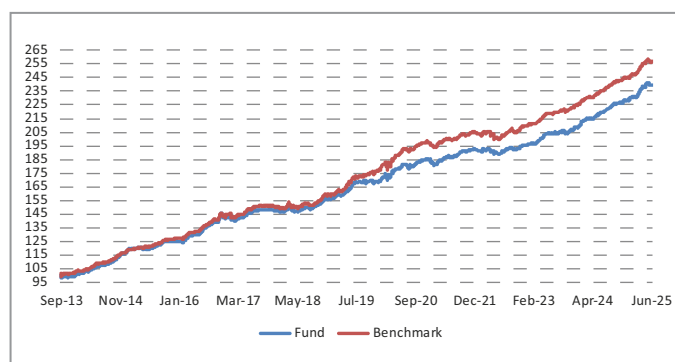
Description	
SFIN Number	ULGF01924/06/13GRDEBTFU02116
Launch Date	13-Sep-13
Face Value	10
Risk Profile	Low
Benchmark	CRISIL Composite Bond Fund Index
Fund Manager Name	Ameya Deshpande
Number of funds managed by fund manager:	
Equity	-
Debt	10
Hybrid	1
NAV as on 30-June-2025	23.9390
AUM (Rs. Cr)*	1020.67
Equity (Rs. Cr)	-
Debt (Rs. Cr)	995.23
Net current asset (Rs. Cr)	25.44

*AUM is excluding the last day unitisation.

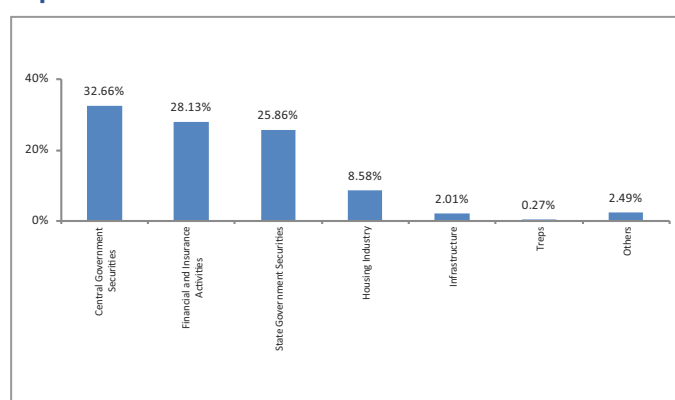
Quantitative Indicators

Modified Duration in Years	5.77
Average Maturity in Years	11.63
Yield to Maturity in %	6.71

Growth of Rs. 100



Top 10 Sectors



Note : 'Financial & insurance activities' sector includes exposure to 'Fixed Deposits' & 'Certificate of Deposits'.

June 2025

Group Debt Fund-III

Fund Objective

To provide stable returns through investment in various fixed income securities.

Portfolio Allocation

	Stated (%)	Actual (%)
Debt and debt related securities incl. Fixed deposits	60 - 100	93.62
Money market instruments, Cash, Mutual funds	0 - 40	2.96
Net Current Assets*		3.42
Total		100.00

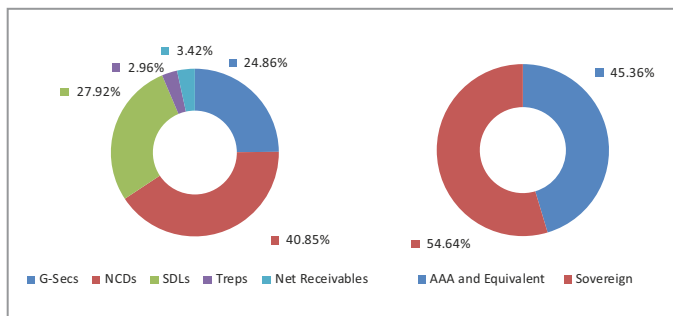
*Net current asset represents net of receivables and payables for investments held.

Portfolio

Company/Issuer	Exposure (%)
Corporate Bond	40.85%
7.29% National Housing Bank NCD (U) (MD 04/07/2031)	7.24%
7.83% LICHF Ltd. NCD (S)(MD 25/09/2026) (P 26/11/2020)	7.21%
7.80% HDFC Bank LTD (U) Series US-002 (MD 03/05/2033)	6.51%
7.35% EXIM Bank NCD (U) Series AA02 (MD 27/07/2028)	4.52%
6.80% NHB TAXABLE BOND NCD (U) (MD 02/04/2032)	2.64%
7.58% LIC Housing Finance Ltd. Tr.454 Put(S)(MD 23/03/2035)	2.31%
6.94% Power Grid Corporation NCD (U) (MD 15/04/2035)	1.99%
7.49% SIDBI NCD SERIES VIII(U) (MD 11/06/2029)	1.81%
7.20% Larsen & Toubro Ltd. NCD (U) (MD 22/01/2035)	1.80%
8.05% HDFC Bank LTD (S) Series W-003 (MD 22/10/2029)	0.93%
Others	3.91%
Sovereign	52.78%
7.34% GOI (MD 22/04/2064)	19.59%
7.64% Gujarat SDL (MD 08/11/2027)	14.70%
7.11% Maharashtra SDL (MD 25/09/2036)	4.53%
7.13% Maharashtra SDL (MD 05/02/2037)	3.16%
6.90% GOI (MD 15/04/2065)	2.86%
7.12% Maharashtra SDL (MD 05/02/2036)	1.81%
7.25% GOI (MD 12/06/2063)	1.76%
7.10% Maharashtra SDL (MD 04/08/2036)	1.36%
7.78% TELANGANA SDL (MD 23/03/2034)	0.83%
7.60% Karnataka SDL (MD 04/01/2033)	0.82%
Others	1.35%
Money Market, Deposits & Other	6.38%
Total	100.00%

Asset Class

Rating Profile



Performance

Period	1 Month	6 Months	1 Year	2 Years	3 Years	4 Years	5 Years	7 Years	10 Years	Inception
Fund	-0.76%	4.46%	8.87%	8.23%	7.89%	6.29%	5.93%	6.82%	-	6.35%
Benchmark	-0.44%	4.72%	9.16%	8.37%	8.40%	6.51%	6.18%	7.91%	-	7.20%

Returns less than or equal to 1 year are absolute. Returns greater than 1 year are compounded annualised growth rate (CAGR). Past performance is not indicative of future performance

Fund Details

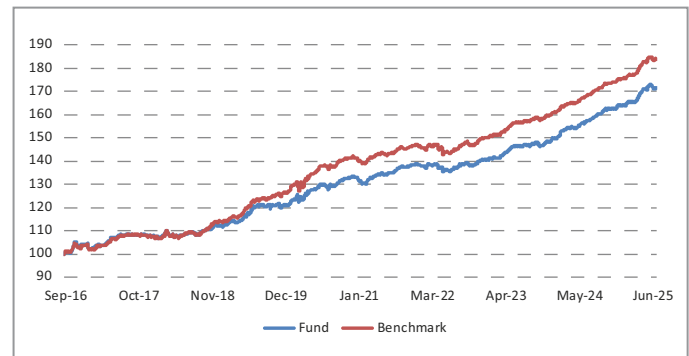
Description	
SFIN Number	ULGF02202/03/15GRDEBTU03116
Launch Date	29-Sep-16
Face Value	10
Risk Profile	Low
Benchmark	CRISIL Composite Bond Index
Fund Manager Name	Lakshman Chettiar
Number of funds managed by fund manager:	
Equity	-
Debt	10
Hybrid	13
NAV as on 30-June-2025	17.1400
AUM (Rs. Cr)*	112.50
Equity (Rs. Cr)	-
Debt (Rs. Cr)	108.66
Net current asset (Rs. Cr)	3.84

*AUM is excluding the last day unitisation.

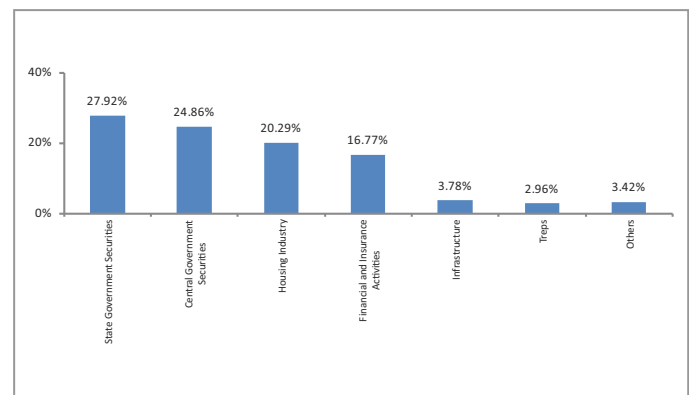
Quantitative Indicators

Modified Duration in Years	6.33
Average Maturity in Years	13.75
Yield to Maturity in %	6.75

Growth of Rs. 100



Top 10 Sectors



Note : 'Financial & insurance activities' sector includes exposure to 'Fixed Deposits' & 'Certificate of Deposits'.

June 2025

Group Liquid Fund-II

Fund Objective

To provide stable returns through investment in various fixed deposits, money market Instruments and short term debt instruments.

Portfolio Allocation

	Stated (%)	Actual (%)
Debt and Debt related securities incl. FD Cash, Mutual Funds	0 - 60	-
Money Market instrument	40 - 100	99.50
Net Current Assets*		0.50
Total		100.00

*Net current asset represents net of receivables and payables for investments held.

Portfolio

Company/Issuer	Exposure (%)
Money Market, Deposits & Other	100.00%
Total	100.00%

Fund Details

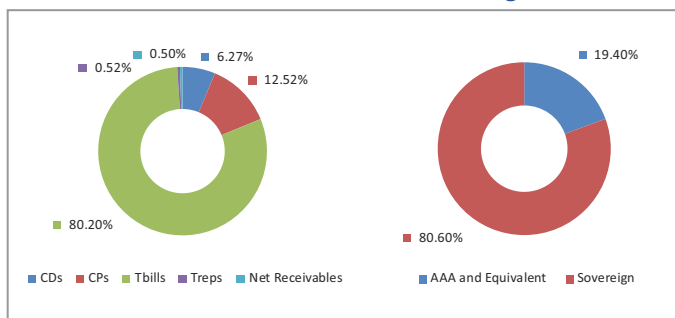
Description	
SFIN Number	ULGF02124/06/13GRLIQUFU02116
Launch Date	13-Sep-13
Face Value	10
Risk Profile	Very Low
Benchmark	CRISIL Liquid Fund Index
Fund Manager Name	Ameya Deshpande
Number of funds managed by fund manager:	
Equity	-
Debt	10
Hybrid	1
NAV as on 30-June-2025	15.9497
AUM (Rs. Cr)*	3.83
Equity (Rs. Cr)	-
Debt (Rs. Cr)	3.81
Net current asset (Rs. Cr)	0.02

*AUM is excluding the last day unitisation.

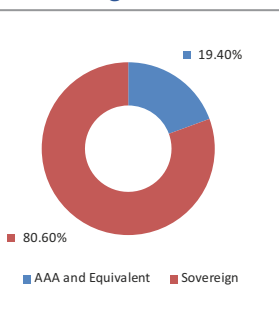
Quantitative Indicators

Modified Duration in Years	0.58
Average Maturity in Years	0.59
Yield to Maturity in %	6.29

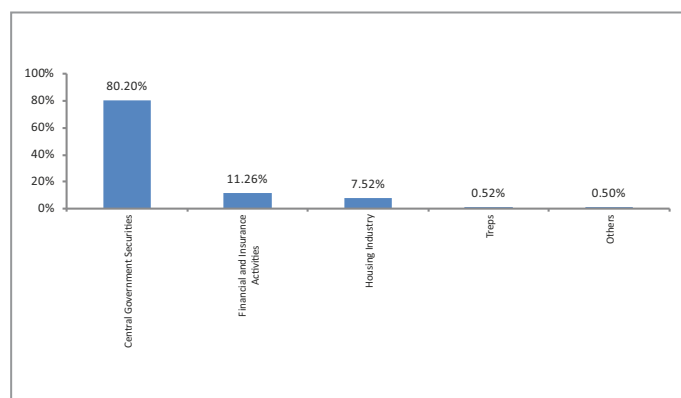
Asset Class



Rating Profile



Top 10 Sectors



Note : 'Financial & insurance activities' sector includes exposure to 'Fixed Deposits' & 'Certificate of Deposits'.

Performance

Period	1 Month	6 Months	1 Year	2 Years	3 Years	4 Years	5 Years	7 Years	10 Years	Inception
Fund	0.47%	2.97%	6.16%	6.43%	6.20%	5.33%	4.79%	2.40%	3.72%	4.03%
Benchmark	0.50%	3.41%	7.09%	7.21%	7.00%	6.20%	5.70%	5.98%	6.36%	6.80%

Returns less than or equal to 1 year are absolute. Returns greater than 1 year are compounded annualised growth rate (CAGR). Past performance is not indicative of future performance

BEWARE OF SPURIOUS PHONE CALLS AND FICTITIOUS / FRADULENT OFFERS -

IRDAI is not involved in activities like selling insurance policies, announcing bonus or investment of premiums. Public receiving such phone calls are requested to lodge a police complaint.

Bajaj Allianz Life Insurance Co. Ltd. Regd. Office Address: Bajaj Allianz House, Airport Road, Yerawada, Pune – 411006. Reg.No.: 116. CIN : U66010PN2001PLC015959, Mail us : customercare@bajajallianz.co.in, Call on : Toll free no. 1800 209 7272/ Fax No: 02066026789. The Logo of Bajaj Allianz Life Insurance Co. Ltd. is provided on the basis of license given by Bajaj Finserv Ltd. to use its "Bajaj" Logo and Allianz SE to use its "Allianz" logo.

Past performance is not indicative of future performance.