

INVESTMENT'Z INSIGHT

Monthly Investment Update October 2023

Index

EQUITY FUNDS	
Group Equity Index Fund	1
Group Blue Chip Fund	2
Group Equity Fund	3
HYBRID FUNDS	
Group Asset Allocation Fund	4
Stable Gain Fund	5
Secure Gain Fund	7
Group Balanced Gain Fund-II	8
DEBT FUNDS	
Group Debt Fund	9
Group Short Term Debt Fund- II	10
Group Debt Fund-II	11
Group Short Term Debt Fund-III	12
Group Debt Fund-III	13
Group Debt Pension Fund	14
LIQUID FUNDS	
Group Liquid Fund	15
Group Liquid Fund-II	16
Group Liquid Fund-III	17
GUARANTEE FUNDS	
Group Growth Fund- II	18
Group Return Shield Fund	19

Fund Performance Summary

Type	FUND NAMES	SFIN Code	AUM in CR	Absolute Return				CAGR Return									
				1 Month	3 Month	6 Month	1 Year	2 Year	3 Year	4 Year	5 Year	7 Year	10 Year	Returns since Inception CAGR	Inception Date		
Asset Allocation Fund	Group Asset Allocation Fund	ULGF00926/02/10GRASSALOC116	64.8	-2.33%	-2.41%	3.90%	5.86%	4.05%	12.40%	9.52%	9.28%	9.02%	11.03%	10.62%	25-Feb-10		
	CRISIL Balanced Fund – Aggressive Index			-1.90%	-1.98%	4.34%	6.21%	4.23%	13.17%	10.92%	11.63%	10.57%	10.85%				
Cash Fund	Group Liquid Fund	ULGF00503/11/08GRLIQUFUND116	5.5	0.52%	1.56%	3.11%	6.03%	4.78%	4.10%	4.14%	3.04%	3.64%	5.03%	6.49%	1-Nov-08		
Cash Fund	Group Liquid Fund II	ULGF02124/06/13GRLIQUFU02116	35.9	0.53%	1.56%	3.17%	6.24%	4.88%	4.14%	4.02%	1.29%	2.28%	3.69%	3.64%	13-Sep-13		
Cash Fund	Group Liquid Fund III	ULGF02302/03/15GRLIQUFU03116	0.3	0.44%	1.35%	4.53%	7.29%	4.82%	3.95%	4.33%	-	-	-	4.31%	2-Aug-19		
	Crisil Liquid Fund Index			0.59%	1.74%	3.56%	7.05%	5.80%	5.05%	5.03%	5.47%	5.91%	6.66%				
Debt Fund	Group Debt Fund	ULGF00426/03/08GRDEBTFUND116	66.8	-0.41%	0.21%	1.41%	5.71%	3.35%	3.83%	4.99%	6.08%	5.54%	7.33%	8.02%	26-Mar-08		
Debt Fund	Group Debt Fund II	ULGF01924/06/13GRDEBTFU02116	819.5	-0.35%	0.30%	1.59%	6.01%	3.50%	3.83%	4.90%	6.22%	5.66%	7.42%	7.32%	13-Sep-13		
Debt Fund	Group Debt Fund III	ULGF02202/03/15GRDEBTFU03116	91.0	-0.39%	0.21%	1.38%	5.88%	3.35%	3.76%	4.95%	5.92%	5.56%	-	5.58%	29-Sep-16		
Debt Fund	Group Debt Pension Fund	ULGF02518/08/16GRDBTPENFU116	2.7	-0.44%	0.19%	1.43%	6.12%	3.14%	2.69%	4.28%	5.72%	-	-	5.00%	31-Aug-17		
	Crisil Composite Bond Fund Index			-0.10%	0.83%	2.35%	7.35%	4.34%	4.18%	6.09%	7.54%	6.64%	8.06%				
Debt Fund	Group Short Term Debt Fund II	ULGF01218/04/11GRSHTRDE02116	1.0	0.10%	0.93%	2.17%	6.05%	4.40%	3.92%	4.87%	5.71%	5.69%	6.82%	6.80%	21-Jun-11		
Debt Fund	Group Short Term Debt Fund III	ULGF02024/06/13GRSHTRDE03116	0.2	0.31%	1.08%	2.24%	6.23%	4.47%	4.04%	4.96%	5.45%	5.48%	6.48%	6.39%	13-Sep-13		
	CRISIL Short Term Bond Fund Index			0.38%	1.50%	3.23%	7.39%	5.11%	5.02%	6.23%	7.18%	6.84%	7.66%				
Equity Fund	Group Equity Fund	ULGF01018/04/11GREQTYFUND116	52.9	-2.82%	-2.30%	7.32%	7.98%	5.41%	17.38%	12.68%	12.05%	12.07%	13.54%	12.54%	21-Jun-11		
Equity Fund	Group Blue Chip Fund	ULGF01118/04/11GRBLUECHIP116	4.5	-2.65%	-2.98%	6.76%	8.88%	6.43%	19.60%	15.06%	14.35%	12.99%	12.12%	11.30%	21-Jun-11		
	Nifty 50 Index			-2.84%	-3.41%	5.62%	5.93%	3.90%	17.88%	12.57%	12.93%	11.97%	11.71%				
Hybrid Fund	Group Balanced Gain Fund II	ULGF02402/03/15GRBALCGA02116	3.7	-1.44%	-0.68%	4.92%	7.70%	6.00%	9.12%	-	-	-	-	9.55%	25-Apr-17		
	CRISIL Balanced Fund – Aggressive Index			-1.90%	-1.98%	4.34%	6.21%	4.23%	13.17%	10.92%	11.63%	10.57%	10.85%				
Index Fund	Group Equity Index Fund	ULGF00822/02/10GREQTYINDX116	32.5	-2.84%	-2.75%	6.54%	6.59%	5.71%	18.10%	13.74%	13.22%	11.92%	11.42%	9.69%	19-Feb-10		
	Nifty 50 Index			-2.84%	-3.41%	5.62%	5.93%	3.90%	17.88%	12.57%	12.93%	11.97%	11.71%				
Hybrid Fund	Secure Gain Fund	ULGF00215/10/04SECUREFUND116	2,464.3	-1.00%	-0.47%	2.34%	5.99%	3.59%	5.74%	6.39%	7.39%	7.15%	8.65%	8.88%	15-Oct-04		
Hybrid Fund	Stable Gain Fund	ULGF00115/09/04STABLEFUND116	383.5	-1.36%	-0.94%	2.68%	6.07%	3.78%	7.40%	7.31%	8.24%	7.68%	9.65%	9.65%	31-Oct-04		
Hybrid Fund	Group Return Shield Fund	ULGF01421/06/11RETNSHIELD116	2.0	0.41%	1.21%	2.39%	5.24%	3.93%	3.40%	4.19%	5.13%	5.31%	7.01%	7.03%	21-Jun-11		
Hybrid Fund	Group Growth Fund II	ULGF01311/05/11GRGROWFU02116	32.5	0.47%	1.39%	2.76%	5.54%	3.93%	3.43%	4.24%	5.16%	5.14%	5.88%	6.37%	1-Aug-11		
	Benchmark			-	-	-	-	-	-	-	-	-	-				

FUND PERFORMANCE SUMMARY

October 2023

Group Equity Index Fund

Fund Objective

To provide capital appreciation through investment in equities forming part of NSE NIFTY.

Portfolio Allocation

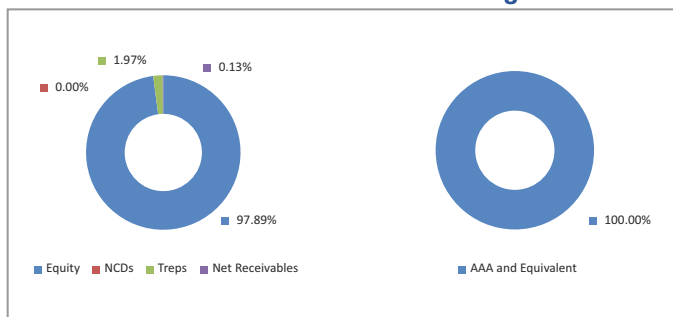
	Stated (%)	Actual (%)
Govt. and Govt. approved Securities	0 - 20	-
Corporate bonds rated AA or above by Crisil	0 - 40	-
Money market and other liquid assets	0 - 40	1.97
Infrastructure sector as defined by the IRDA	0 - 20	-
Listed equities	0 - 100	97.89
Net Current Assets [#]		0.13
Total		100.00

[#]Net current asset represents net of receivables and payables for investments held.

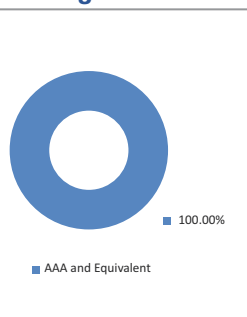
Portfolio

Company/Issuer	Sector/Rating	Exposure (%)
Equity		97.89%
HDFC Bank Ltd	Financial and Insurance Activities	7.80%
Reliance Industries Ltd	Manufacture of Coke and Refined Petroleum Products	7.18%
ICICI Bank Ltd	Financial and Insurance Activities	6.12%
Infosys Ltd	Computer Programming, Consultancy and Related Activities	5.99%
ITC Ltd	Manufacture of Tobacco Products	5.72%
Larsen & Toubro Ltd	Infrastructure	4.66%
Asian Paints Ltd	Manufacture of Chemicals and Chemical Products	4.21%
Hindustan Unilever Ltd.	Manufacture of Chemicals and Chemical Products	4.02%
Bharti Airtel Ltd	Infrastructure	3.83%
Axis Bank Ltd	Financial and Insurance Activities	3.62%
Others		44.74%
Corporate Bond		0.00%
5.50% BRITANNIA INDUSTRIES LIMITED NCD (U) (MD 03.06.2024)	AAA and Equivalent	0.00%
Money Market, Deposits & Other		2.10%
Total		100.00%

Asset Class



Rating Profile



Performance

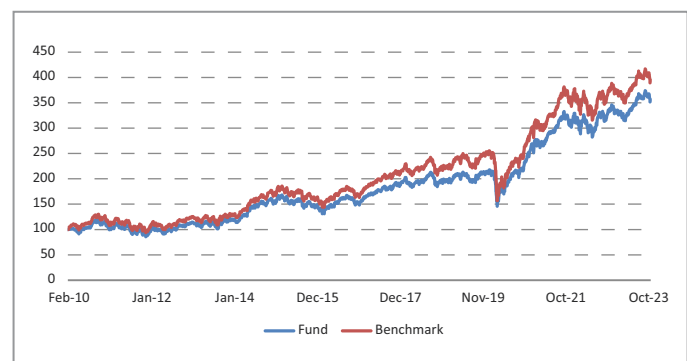
Period	1 Month	6 Months	1 Year	2 Years	3 Years	4 Years	5 Years	7 Years	10 Years	Inception
Fund	-2.84%	6.54%	6.59%	5.71%	18.10%	13.74%	13.22%	11.92%	11.42%	9.69%
Benchmark	-2.84%	5.62%	5.93%	3.90%	17.88%	12.57%	12.93%	11.97%	11.71%	10.52%

Returns less than or equal to 1 year are absolute. Returns greater than 1 year are compounded annualised growth rate (CAGR). Past performance is not indicative of future performance

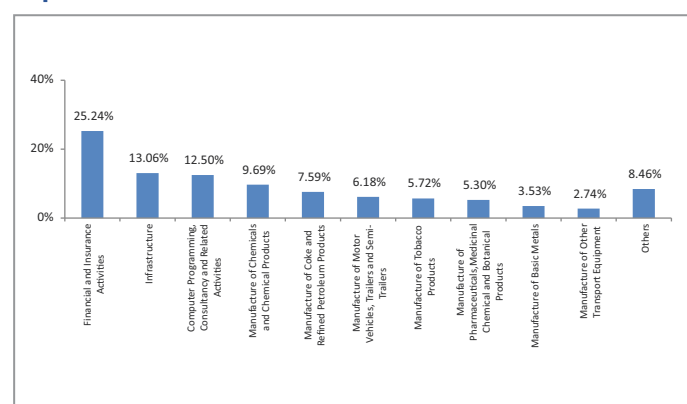
Fund Details

Description	
SFIN Number	ULGF00822/02/10GREQTYINDX116
Launch Date	19-Feb-10
Face Value	10
Risk Profile	High
Benchmark	Nifty 50 Index
CIO	Sampath Reddy
Fund Manager Name	Reshma Banda
Number of funds managed by fund manager:	
Equity	22
Debt	-
Hybrid	-
NAV as on 31-October-2023	35.5282
AUM (Rs. Cr)	32.46
Equity (Rs. Cr)	31.78
Debt (Rs. Cr)	0.64
Net current asset (Rs. Cr)	0.04

Growth of Rs. 100



Top 10 Sectors



Note : 'Financial & insurance activities' sector includes exposure to 'Fixed Deposits' & 'Certificate of Deposits'.

October 2023

Group Blue Chip Fund

Fund Objective

To provide capital appreciation through investment in equities.

Portfolio Allocation

	Stated (%)	Actual (%)
Equity and equity related securities	60 - 100	95.63
Debt and debt related securities /Cash /Money Market instruments**/Fixed Deposit and Mutual funds	0 - 40	4.05
Net Current Assets*		0.33
Total		100.00

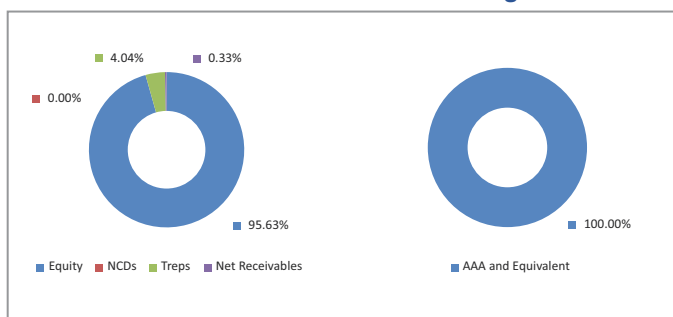
*Net current asset represents net of receivables and payables for investments held.

**The exposure to money market instruments may be increased to 100%, keeping in view market conditions, market opportunities, and political, economic and other factors, depending on the perception of the Investment Manager.

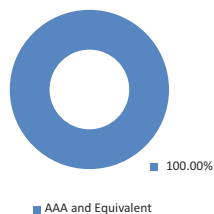
Portfolio

Company/Issuer	Sector/Rating	Exposure (%)
Equity		95.63%
HDFC Bank Ltd	Financial and Insurance Activities	8.58%
ICICI Bank Ltd	Financial and Insurance Activities	7.81%
Reliance Industries Ltd	Manufacture of Coke and Refined Petroleum Products	7.41%
ITC Ltd	Manufacture of Tobacco Products	6.00%
Larsen & Toubro Ltd	Infrastructure	4.64%
Bharti Airtel Ltd	Infrastructure	4.47%
Hindustan Unilever Ltd.	Manufacture of Chemicals and Chemical Products	3.63%
Tata Consultancy Services Ltd.	Computer Programming, Consultancy and Related Activities	3.09%
Asian Paints Ltd	Manufacture of Chemicals and Chemical Products	2.79%
Tata Steel Ltd	Manufacture of Basic Metals	2.74%
Others		44.47%
Corporate Bond		0.00%
5.50% BRITANNIA INDUSTRIES LIMITED NCD (U) (MD 03.06.2024)	AAA and Equivalent	0.00%
Money Market, Deposits & Other		4.37%
Total		100.00%

Asset Class



Rating Profile



Performance

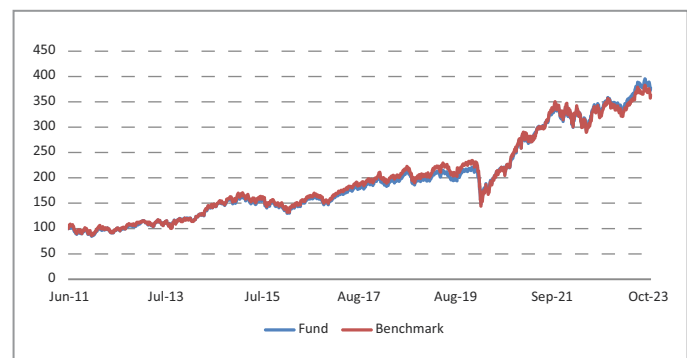
Period	1 Month	6 Months	1 Year	2 Years	3 Years	4 Years	5 Years	7 Years	10 Years	Inception
Fund	-2.65%	6.76%	8.88%	6.43%	19.60%	15.06%	14.35%	12.99%	12.12%	11.30%
Benchmark	-2.84%	5.62%	5.93%	3.90%	17.88%	12.57%	12.93%	11.97%	11.71%	10.95%

Returns less than or equal to 1 year are absolute. Returns greater than 1 year are compounded annualised growth rate (CAGR). Past performance is not indicative of future performance

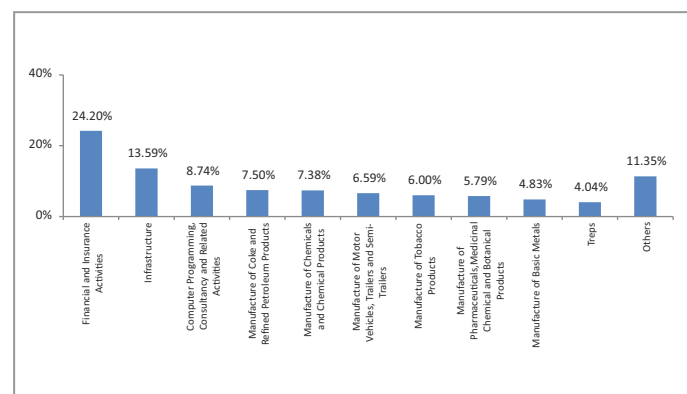
Fund Details

Description	
SFIN Number	ULGF01118/04/11GRBLUECHIP116
Launch Date	21-Jun-11
Face Value	10
Risk Profile	High
Benchmark	Nifty 50 Index
CIO	Sampath Reddy
Fund Manager Name	Reshma Banda
Number of funds managed by fund manager:	
Equity	22
Debt	-
Hybrid	-
NAV as on 31-October-2023	37.6073
AUM (Rs. Cr)	4.46
Equity (Rs. Cr)	4.26
Debt (Rs. Cr)	0.18
Net current asset (Rs. Cr)	0.01

Growth of Rs. 100



Top 10 Sectors



Note : 'Financial & insurance activities' sector includes exposure to 'Fixed Deposits' & 'Certificate of Deposits'.

October 2023

Group Equity Fund

Fund Objective

To provide capital appreciation through investment in equity shares.

Portfolio Allocation

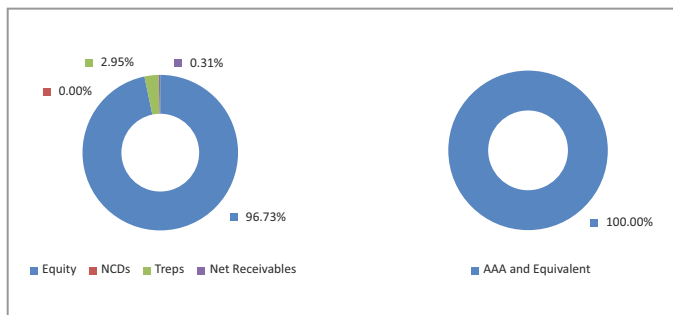
	Stated (%)	Actual (%)
Equity and equity related securities	60 - 100	96.73
Debt and debt related securities, Cash/Money Market Instruments/Fixed deposits/Mutual Funds	0 - 40	2.95
Net Current Assets [#]		0.31
Total		100.00

[#]Net current asset represents net of receivables and payables for investments held.

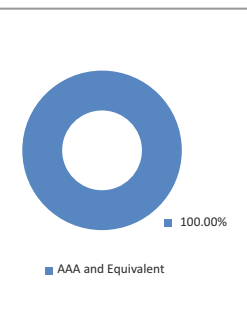
Portfolio

Company/Issuer	Sector/Rating	Exposure (%)
Equity		96.73%
HDFC Bank Ltd	Financial and Insurance Activities	8.72%
Reliance Industries Ltd	Manufacture of Coke and Refined Petroleum Products	7.37%
ICICI Bank Ltd	Financial and Insurance Activities	6.87%
ITC Ltd	Manufacture of Tobacco Products	4.75%
Infosys Ltd	Computer Programming, Consultancy and Related Activities	4.71%
Tata Consultancy Services Ltd.	Computer Programming, Consultancy and Related Activities	4.43%
Larsen & Toubro Ltd	Infrastructure	4.38%
Bharti Airtel Ltd	Infrastructure	3.40%
Axis Bank Ltd	Financial and Insurance Activities	3.15%
Hindustan Unilever Ltd.	Manufacture of Chemicals and Chemical Products	2.27%
Others		46.68%
Corporate Bond		0.00%
5.50% BRITANNIA INDUSTRIES LIMITED NCD (U) (MD 03.06.2024)	AAA and Equivalent	0.00%
Money Market, Deposits & Other		3.26%
Total		100.00%

Asset Class



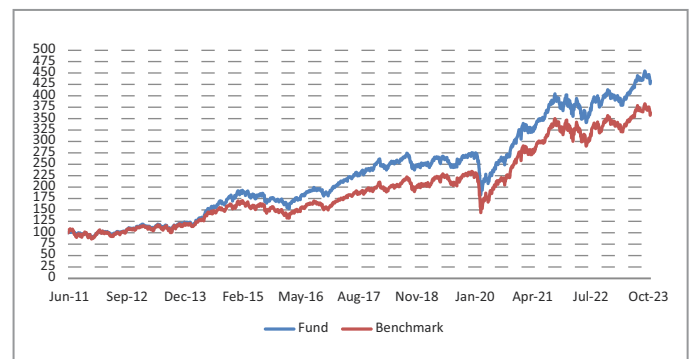
Rating Profile



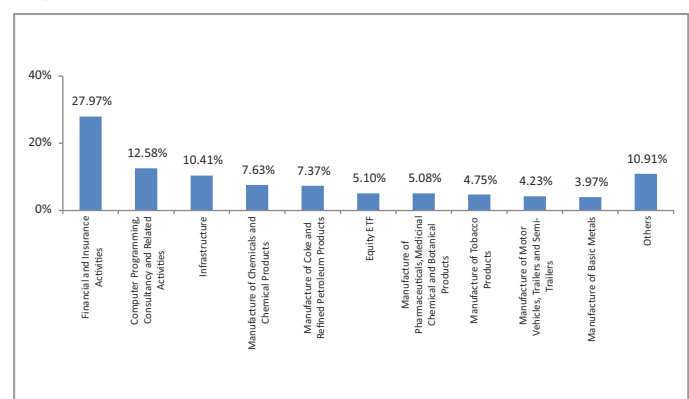
Fund Details

Description	
SFIN Number	ULGF01018/04/11GREQTYFUND116
Launch Date	21-Jun-11
Face Value	10
Risk Profile	Very High
Benchmark	Nifty 50 Index
CIO	Sampath Reddy
Fund Manager Name	Reshma Banda
Number of funds managed by fund manager:	
Equity	22
Debt	-
Hybrid	-
NAV as on 31-October-2023	43.1248
AUM (Rs. Cr)	52.92
Equity (Rs. Cr)	51.19
Debt (Rs. Cr)	1.56
Net current asset (Rs. Cr)	0.17

Growth of Rs. 100



Top 10 Sectors



Note : 'Financial & insurance activities' sector includes exposure to 'Fixed Deposits' & 'Certificate of Deposits'.

Performance

Period	1 Month	6 Months	1 Year	2 Years	3 Years	4 Years	5 Years	7 Years	10 Years	Inception
Fund	-2.82%	7.32%	7.98%	5.41%	17.38%	12.68%	12.05%	12.07%	13.54%	12.54%
Benchmark	-2.84%	5.62%	5.93%	3.90%	17.88%	12.57%	12.93%	11.97%	11.71%	10.95%

Returns less than or equal to 1 year are absolute. Returns greater than 1 year are compounded annualised growth rate (CAGR). Past performance is not indicative of future performance

October 2023

Group Asset Allocation Fund

Fund Objective

To realize a level of total income, including current income and capital appreciation, which is consistent with reasonable investment risk. The investment strategy will involve a flexible policy for allocating assets among equities, bonds and cash. The fund strategy will be to adjust the mix between these asset classes to capitalize on the changing financial markets and economic conditions.

Portfolio Allocation

	Stated (%)	Actual (%)
Govt. and Govt. approved Securities	0 - 50	28.89
Corporate bonds	0 - 50	-
Money market and other liquid assets	0 - 40	0.12
Infrastructure sector as defined by the IRDA	0 - 40	1.01
Listed equities	0 - 100	68.67
Net Current Assets*		1.30
Total		100.00

*Net current asset represents net of receivables and payables for investments held.

Portfolio

Company/Issuer	Sector/Rating	Exposure (%)
Equity		
HDFC Bank Ltd	Financial and Insurance Activities	9.04%
ICICI Bank Ltd	Financial and Insurance Activities	8.75%
Reliance Industries Ltd	Manufacture of Coke and Refined Petroleum Products	5.67%
Infosys Ltd	Computer Programming, Consultancy and Related Activities	4.74%
Larsen & Toubro Ltd	Infrastructure	4.58%
Kotak Mahindra Bank Ltd	Financial and Insurance Activities	2.96%
ITC Ltd	Manufacture of Tobacco Products	2.84%
Tata Consultancy Services Ltd.	Computer Programming, Consultancy and Related Activities	2.72%
Bharti Airtel Ltd	Infrastructure	2.59%
State Bank of India	Financial and Insurance Activities	2.16%
Others		22.60%
Corporate Bond		
10.63% IOT NCD Series IV-STRIP-6 (S) (MD 20/09/2028)	AAA and Equivalent	1.01%
5.50% BRITANNIA INDUSTRIES LIMITED NCD (U) (MD 03.06.2024)	AAA and Equivalent	0.00%
Sovereign		
7.18% GOI (MD 24/07/2037)	SOV	9.42%
7.18% GOI (MD 14/08/2033)	SOV	8.88%
6.54% GOI (MD 17/01/2032)	SOV	3.48%
7.30% GOI (MD 19/06/2053)	SOV	2.96%
7.26% GOI (MD 06/02/2033)	SOV	1.76%
7.25% GOI (MD 12/06/2063)	SOV	1.31%
7.68% Gujarat SDL (MD 15/02/2030)	SOV	0.69%
7.47% Maharashtra SDL (MD 13/09/2034)	SOV	0.38%
Money Market, Deposits & Other		
		1.43%
Total		100.00%

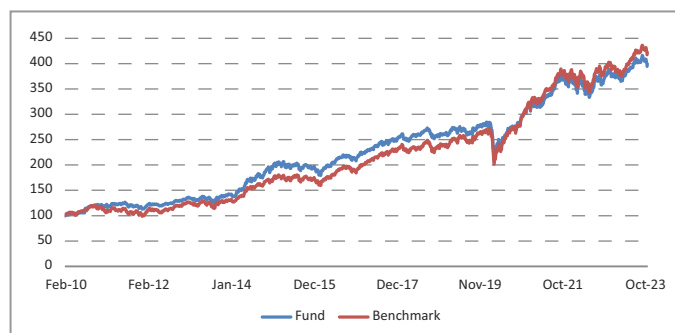
Fund Details

Description		
SFIN Number	ULGF00926/02/10GRASSALLOC116	
Launch Date	25-Feb-10	
Face Value	10	
Risk Profile	High	
Benchmark	CRISIL Balanced Fund – Aggressive Index	
CIO	Sampath Reddy	
Fund Manager Name	Paresh Jain, Lakshman Chettiar	
Number of funds managed by fund manager:	Paresh Jain	Lakshman Chettiar
Equity	2	-
Debt	-	10
Hybrid	4	13
NAV as on 31-October-2023	39.8015	
AUM (Rs. Cr)	64.78	
Equity (Rs. Cr)	44.48	
Debt (Rs. Cr)	19.45	
Net current asset (Rs. Cr)	0.84	

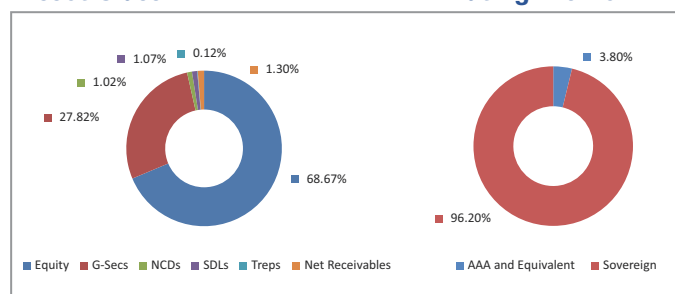
Quantitative Indicators

Modified Duration in Years	7.72
Average Maturity in Years	13.81
Yield to Maturity in %	7.44

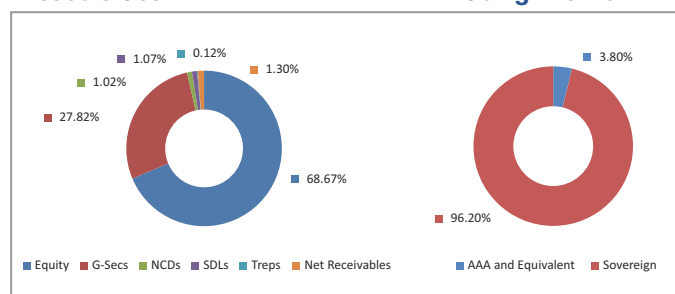
Growth of Rs. 100



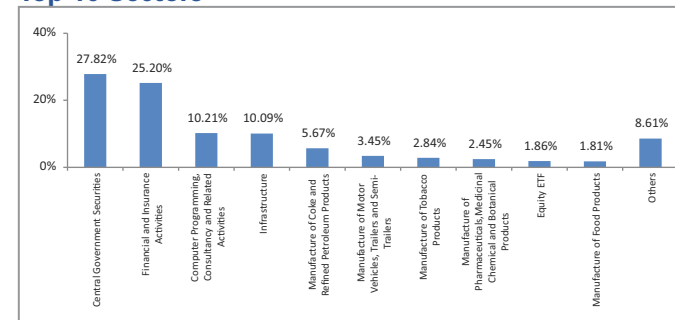
Asset Class



Rating Profile



Top 10 Sectors



Note : 'Financial & insurance activities' sector includes exposure to 'Fixed Deposits' & 'Certificate of Deposits'.

Performance

Period	1 Month	6 Months	1 Year	2 Years	3 Years	4 Years	5 Years	7 Years	10 Years	Inception
Fund	-2.33%	3.90%	5.86%	4.05%	12.40%	9.52%	9.28%	9.02%	11.03%	10.62%
Benchmark	-1.90%	4.34%	6.21%	4.23%	13.17%	10.92%	11.63%	10.57%	10.85%	9.91%

Returns less than or equal to 1 year are absolute. Returns greater than 1 year are compounded annualised growth rate (CAGR). Past performance is not indicative of future performance

October 2023

Stable Gain Fund

Fund Objective

To provide moderate risk with moderate returns.

Portfolio Allocation

	Stated (%)	Actual (%)
Govt. and Govt. approved Securities	0 - 80	50.37
Corporate bonds	0 - 40	13.93
Money market and other liquid assets	0 - 20	4.59
Infrastructure sector as defined by the IRDA	0 - 25	-
Listed equities	0 - 35	29.63
Net Current Assets*		1.48
Total		100.00

*Net current asset represents net of receivables and payables for investments held.

Portfolio

Company/Issuer	Sector/Rating	Exposure (%)
Equity		29.63%
HDFC Bank Ltd	Financial and Insurance Activities	4.71%
Reliance Industries Ltd	Manufacture of Coke and Refined Petroleum Products	2.85%
ICICI Bank Ltd	Financial and Insurance Activities	2.62%
Axis Bank Ltd	Financial and Insurance Activities	2.58%
Infosys Ltd	Computer Programming, Consultancy and Related Activities	2.08%
Kotak Mahindra Bank Ltd	Financial and Insurance Activities	1.82%
ITC Ltd	Manufacture of Tobacco Products	1.22%
Tata Consultancy Services Ltd.	Computer Programming, Consultancy and Related Activities	0.99%
Marico Ltd	Manufacture of Food Products	0.84%
Hindustan Unilever Ltd.	Manufacture of Chemicals and Chemical Products	0.72%
Others		9.20%
Corporate Bond		13.93%
7.67% LIC Housing Finance Ltd NCD (S)(MD 15/04/2033) P(150526)	AAA and Equivalent	7.27%
8.55% HDFC Bank Ltd NCD (S) (MD 27/03/2029)	AAA and Equivalent	2.15%
7.80% HDFC Bank LTD (U) Series US-002 (MD 03/05/2033)	AAA and Equivalent	1.05%
8.25% Cholamandalam Invt & Fin Co NCD (MD 15052026) S 634	AA+	0.78%
7.05% HDFC Bank Ltd. NCD (S) (MD 01/12/2031)	AAA and Equivalent	0.75%
8.30% Cholamandalam Invt & Fin Co NCD (MD 04062026) Series 3	AA+	0.74%
8.05% HDFC Bank LTD (S) Series W-003 (MD 22/10/2029)	AAA and Equivalent	0.40%
8.75% Bajaj Finance Ltd. NCD (U)(MD 14/08/2026)	AAA and Equivalent	0.27%
8.45% Bajaj Finance Ltd. NCD (U)(MD 29/09/2026)	AAA and Equivalent	0.26%
8.25% Cholamandalam Invt & Fin Co NCD (MD 04032025) Series I	AA+	0.26%

Portfolio

Company/Issuer	Sector/Rating	Exposure (%)
Sovereign		50.37%
7.18% GOI (MD 14/08/2033)	SOV	17.24%
7.18% GOI (MD 24/07/2037)	SOV	10.60%
6.54% GOI (MD 17/01/2032)	SOV	9.93%
7.30% GOI (MD 19/06/2053)	SOV	3.44%
7.26% GOI (MD 06/02/2033)	SOV	1.91%
7.81% Gujarat SDL (MD 12/10/2032)	SOV	1.31%
7.62% TAMILNADU SDL (MD 04/01/2033)	SOV	1.30%
8.28% GOI (MD 15/02/2032)	SOV	1.10%
7.78% TELANGANA SDL (MD 23/03/2034)	SOV	1.05%
7.60% Karnataka SDL (MD 04/01/2033)	SOV	1.04%
Others		1.44%
Money Market, Deposits & Other		6.08%
Total		100.00%

Fund Details

Description		
SFIN Number	ULGF00115/09/04STABLEFUND116	
Launch Date	31-Oct-04	
Face Value	10	
Risk Profile	Moderate	
Benchmark	-	
CIO	Sampath Reddy	
Fund Manager Name	Jamil Ansari, Lakshman Chettiar	
Number of funds managed by fund manager:	Jamil Ansari	Lakshman Chettiar
Equity	1	-
Debt	-	10
Hybrid	2	13
NAV as on 31-October-2023	57.5872	
AUM (Rs. Cr)	383.51	
Equity (Rs. Cr)	113.63	
Debt (Rs. Cr)	264.19	
Net current asset (Rs. Cr)	5.69	

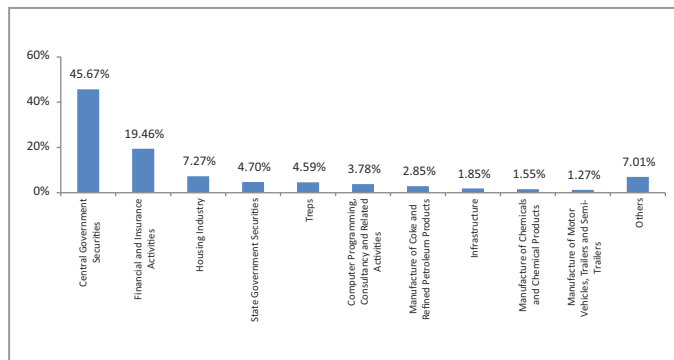
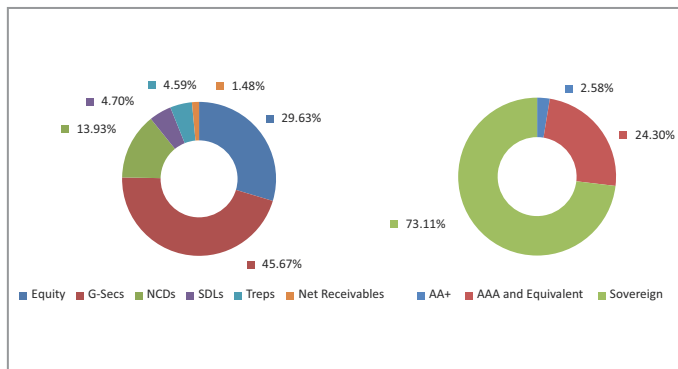
Quantitative Indicators

Modified Duration in Years	5.87
Average Maturity in Years	9.18
Yield to Maturity in %	7.47

Asset Class

Rating Profile

Top 10 Sectors



Performance

Period	1 Month	6 Months	1 Year	2 Years	3 Years	4 Years	5 Years	7 Years	10 Years	Inception
Fund	-1.36%	2.68%	6.07%	3.78%	7.40%	7.31%	8.24%	7.68%	9.65%	9.65%
Benchmark	-	-	-	-	-	-	-	-	-	-

Returns less than or equal to 1 year are absolute. Returns greater than 1 year are compounded annualised growth rate (CAGR). Past performance is not indicative of future performance

October 2023

Secure Gain Fund

Fund Objective

To provide very low principal risk with stable returns.

Portfolio Allocation

	Stated (%)	Actual (%)
Govt. and Govt. approved Securities	0 - 90	62.51
Corporate bonds	0 - 30	15.62
Money market and other liquid assets	0 - 20	2.03
Infrastructure sector as defined by the IRDA	0 - 25	0.16
Listed equities	0 - 20	17.86
Net Current Assets*		1.81
Total		100.00

*Net current asset represents net of receivables and payables for investments held.

Portfolio

Company/Issuer	Sector/Rating	Exposure (%)
Equity		17.86%
HDFC Bank Ltd	Financial and Insurance Activities	2.56%
ICICI Bank Ltd	Financial and Insurance Activities	1.73%
Reliance Industries Ltd	Manufacture of Coke and Refined Petroleum Products	1.54%
Infosys Ltd	Computer Programming, Consultancy and Related Activities	1.37%
Kotak Mahindra Bank Ltd	Financial and Insurance Activities	0.78%
Tata Consultancy Services Ltd.	Computer Programming, Consultancy and Related Activities	0.71%
Marico Ltd	Manufacture of Food Products	0.69%
ITC Ltd	Manufacture of Tobacco Products	0.67%
Axis Bank Ltd	Financial and Insurance Activities	0.64%
Aditya Birla Fashion and Retail Limited	Manufacture of Wearing Apparel	0.52%
Others		6.63%
Corporate Bond		16.32%
7.67% LIC Housing Finance Ltd NCD (S)(MD 15/04/2033)P(150526)	AAA and Equivalent	3.23%
8.55% HDFC Bank Ltd NCD (S) (MD 27/03/2029)	AAA and Equivalent	3.02%
7.95% LIC Housing Finance Ltd NCD (S)(MD 29/01/2028)	AAA and Equivalent	2.03%
7.80% HDFC Bank LTD (U) Series US-002 (MD 03/05/2033)	AAA and Equivalent	1.47%
8.3774% HDB Financial Services Ltd.NCD(S)(MD 24/04/2026)	AAA and Equivalent	1.06%
8.25% Cholamandalam Invt & Fin Co NCD (MD 15052026) S 634	AA+	0.81%
7.75% LIC Housing Finance Ltd NCD (S)(MD 23/07/2024)	AAA and Equivalent	0.73%
8.30% Cholamandalam Invt & Fin Co NCD (MD 04062026) Series 3	AA+	0.69%
7.83% LICHF Ltd. NCD (S) (MD 25/09/2026) (P 26/11/2020)	AAA and Equivalent	0.68%
8.05% HDFC Bank LTD (S) Series W-003 (MD 22/10/2029)	AAA and Equivalent	0.56%
Others		2.05%
Sovereign		61.98%
7.18% GOI (MD 24/07/2037)	SOV	19.95%
7.18% GOI (MD 14/08/2033)	SOV	17.06%
6.54% GOI (MD 17/01/2032)	SOV	9.51%
7.26% GOI (MD 06/02/2033)	SOV	4.23%
7.30% GOI (MD 19/06/2053)	SOV	3.74%
7.25% GOI (MD 12/06/2063)	SOV	1.79%
8.28% GOI (MD 15/02/2032)	SOV	1.45%
7.47% Maharashtra SDL (MD 13/09/2034)	SOV	1.02%
7.65% TAMILNADU SDL (MD 18/10/2033)	SOV	0.81%
7.68% Gujarat SDL (MD 15/02/2030)	SOV	0.47%
Others		1.95%
Money Market, Deposits & Other		3.84%
Total		100.00%

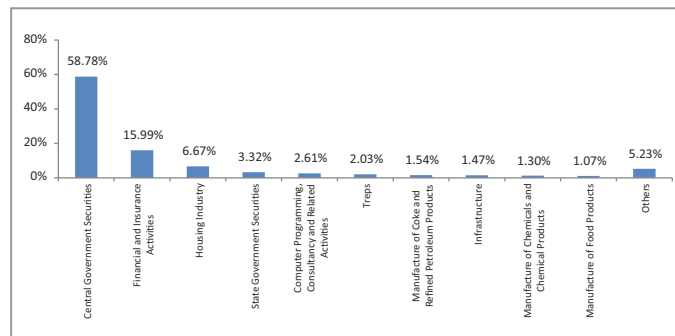
Fund Details

Description	
SFIN Number	ULGF00215/10/04SECUREFUND116
Launch Date	15-Oct-04
Face Value	10
Risk Profile	Moderate
Benchmark	-
CIO	Sampath Reddy
Fund Manager Name	Jamil Ansari, Lakshman Chettiar
Number of funds managed by fund manager:	Jamil Ansari Lakshman Chettiar
Equity	1 -
Debt	- 10
Hybrid	2 13
NAV as on 31-October-2023	50.6177
AUM (Rs. Cr)	2464.31
Equity (Rs. Cr)	440.02
Debt (Rs. Cr)	1979.59
Net current asset (Rs. Cr)	44.70

Quantitative Indicators

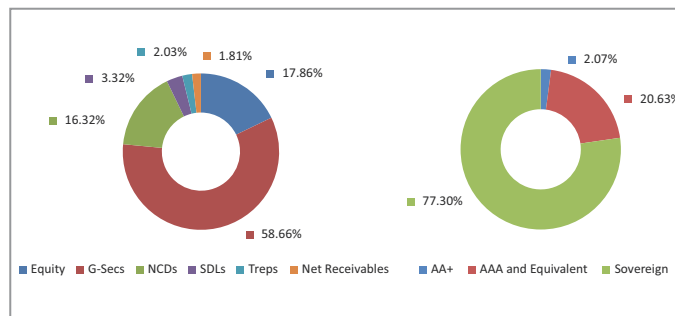
Modified Duration in Years	6.52
Average Maturity in Years	10.76
Yield to Maturity in %	7.40

Top 10 Sectors



Note : 'Financial & insurance activities' sector includes exposure to 'Fixed Deposits' & 'Certificate of Deposits'.

Asset Class



Rating Profile

Performance

Period	1 Month	6 Months	1 Year	2 Years	3 Years	4 Years	5 Years	7 Years	10 Years	Inception
Fund	-1.00%	2.34%	5.99%	3.59%	5.74%	6.39%	7.39%	7.15%	8.65%	8.88%
Benchmark	-	-	-	-	-	-	-	-	-	-

Returns less than or equal to 1 year are absolute. Returns greater than 1 year are compounded annualised growth rate (CAGR). Past performance is not indicative of future performance

October 2023

Group Balanced Gain Fund-II

Fund Objective

To provide capital appreciation, subject to minimum guaranteed unit price at fund closure. The fund strategy would be to achieve potential upside by investing adequately in debt securities, equities, mutual funds and highly rated debentures.

Portfolio Allocation

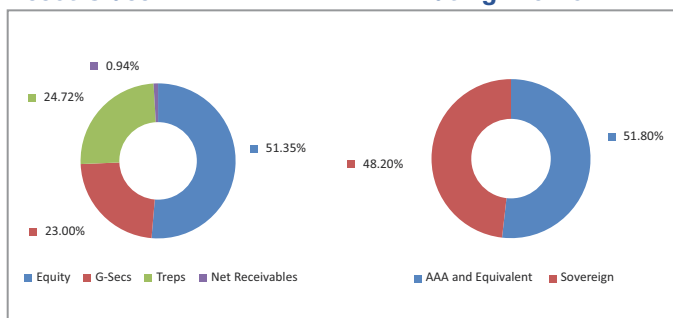
	Stated (%)	Actual (%)
Equity	0 - 80	51.35
Debt and Debt related securities, Money Market instrument/Mutual Funds	20 - 80	23.00
Money market instruments, Cash, Mutual funds	0 - 40	24.72
Net Current Assets*		0.94
Total		100.00

*Net current asset represents net of receivables and payables for investments held.

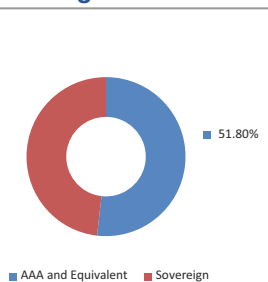
Portfolio

Company/Issuer	Sector/Rating	Exposure (%)
Equity		51.35%
Larsen & Toubro Ltd	Infrastructure	7.81%
ICICI Bank Ltd	Financial and Insurance Activities	7.13%
ITC Ltd	Manufacture of Tobacco Products	5.80%
Infosys Ltd	Computer Programming, Consultancy and Related Activities	5.21%
HDFC Bank Ltd	Financial and Insurance Activities	5.16%
Maruti Suzuki India Ltd	Manufacture of Motor Vehicles, Trailers and Semi-Trailers	4.77%
Bharti Airtel Ltd	Infrastructure	4.30%
Reliance Industries Ltd	Manufacture of Coke and Refined Petroleum Products	3.69%
Dr Reddys Laboratories Ltd	Manufacture of Pharmaceuticals, Medicinal Chemical and Botanical Products	3.61%
Hindustan Unilever Ltd.	Manufacture of Chemicals and Chemical Products	3.34%
Others		0.53%
Sovereign		23.00%
7.17% GOI (MD 08/01/2028)	SOV	23.00%
Money Market, Deposits & Other		25.65%
Total		100.00%

Asset Class



Rating Profile



Performance

Period	1 Month	6 Months	1 Year	2 Years	3 Years	4 Years	5 Years	7 Years	10 Years	Inception
Fund	-1.44%	4.92%	7.70%	6.00%	9.12%	-	-	-	-	9.55%
Benchmark	-1.90%	4.34%	6.21%	4.23%	13.17%	-	-	-	-	15.28%

** During the period of Feb 2018 - May 2020 scheme AUM was Nil. Return is from 04th June 2020

Returns less than or equal to 1 year are absolute. Returns greater than 1 year are compounded annualised growth rate (CAGR). Past performance is not indicative of future performance

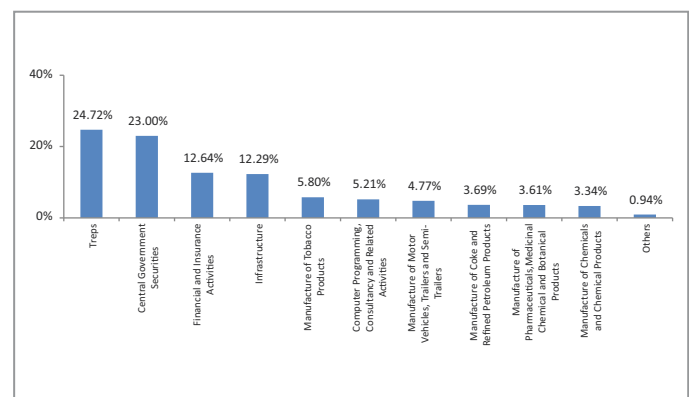
Fund Details

Description	
SFIN Number	ULGF02402/03/15GRBALCGA02116
Launch Date	25-Apr-17
Face Value	10
Risk Profile	High
Benchmark	CRISIL Balanced Fund – Aggressive Index
CIO	Sampath Reddy
Fund Manager Name	Abhay Moghe, Lakshman Chettiar
Number of funds managed by fund manager:	Abhay Moghe Lakshman Chettiar
Equity	1 -
Debt	- 10
Hybrid	8 13
NAV as on 31-October-2023	13.6472
AUM (Rs. Cr)	3.72
Equity (Rs. Cr)	1.91
Debt (Rs. Cr)	1.78
Net current asset (Rs. Cr)	0.03

Quantitative Indicators

Modified Duration in Years	1.68
Average Maturity in Years	2.02
Yield to Maturity in %	7.05

Top 10 Sectors



Note : 'Financial & insurance activities' sector includes exposure to 'Fixed Deposits' & 'Certificate of Deposits'.

October 2023

Group Debt Fund

Fund Objective

To provide stable returns through investment in various fixed income securities.

Portfolio Allocation

	Stated (%)	Actual (%)
Govt. and Govt. approved Securities	0 - 100	80.62
Corporate bonds	0 - 100	11.14
Money market and other liquid assets	0 - 40	6.28
Listed equities - NIL		-
Net Current Assets*		1.96
Total		100.00

*Net current asset represents net of receivables and payables for investments held.

Portfolio

Company/Issuer	Rating	Exposure (%)
Corporate Bond		11.14%
7.80% HDFC Bank LTD (U) Series US-002 (MD 03/05/2033)	AAA and Equivalent	9.01%
8.05% HDFC Bank LTD (S) Series W-003 (MD 22/10/2029)	AAA and Equivalent	0.76%
8.75% Bajaj Finance Ltd. NCD (U) (MD 14/08/2026)	AAA and Equivalent	0.61%
8.85% Bajaj Finance Ltd. NCD (U) (MD 15/07/2026)	AAA and Equivalent	0.46%
7.90% LICHF Ltd. NCD (S)(MD 18/08/2026)	AAA and Equivalent	0.30%
Sovereign		80.62%
7.18% GOI (MD 24/07/2037)	SOV	23.64%
6.54% GOI (MD 17/01/2032)	SOV	19.13%
7.26% GOI (MD 06/02/2033)	SOV	8.51%
7.18% GOI (MD 14/08/2033)	SOV	8.21%
7.30% GOI (MD 19/06/2053)	SOV	7.29%
7.73% GOI (MD 19/12/2034)	SOV	3.82%
7.06% GOI (MD 10/04/2028)	SOV	3.69%
7.25% GOI (MD 12/06/2063)	SOV	1.34%
7.78% TELANGANA SDL (MD 23/03/2034)	SOV	1.13%
7.60% Karnataka SDL (MD 04/01/2033)	SOV	1.12%
Others		2.75%
Money Market, Deposits & Other		8.24%
Total		100.00%

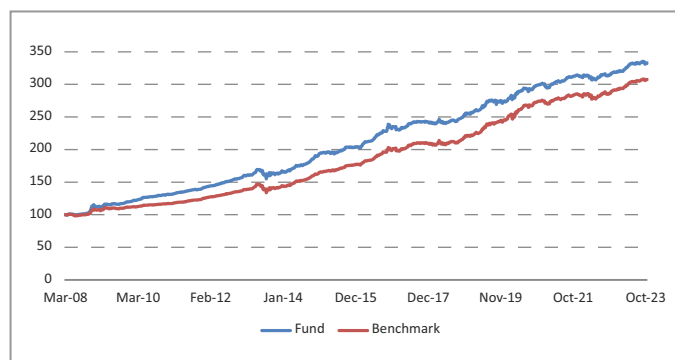
Fund Details

Description	
SFIN Number	ULGF00426/03/08GRDEBTFUND116
Launch Date	26-Mar-08
Face Value	10
Risk Profile	Low
Benchmark	CRISIL Composite Bond Fund Index
CIO	Sampath Reddy
Fund Manager Name	Lakshman Chettiar
Number of funds managed by fund manager:	
Equity	-
Debt	10
Hybrid	13
NAV as on 31-October-2023	33.3337
AUM (Rs. Cr)	66.83
Equity (Rs. Cr)	-
Debt (Rs. Cr)	65.52
Net current asset (Rs. Cr)	1.31

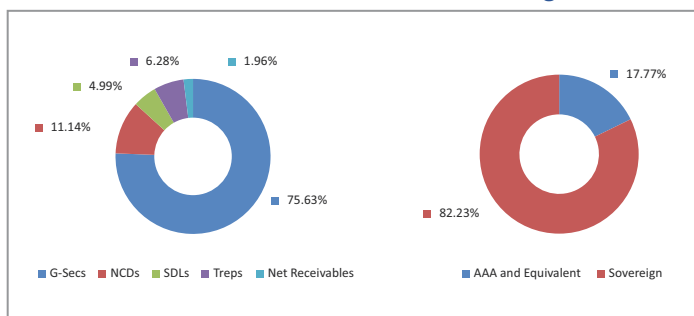
Quantitative Indicators

Modified Duration in Years	6.81
Average Maturity in Years	11.39
Yield to Maturity in %	7.44

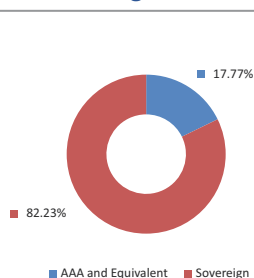
Growth of Rs. 100



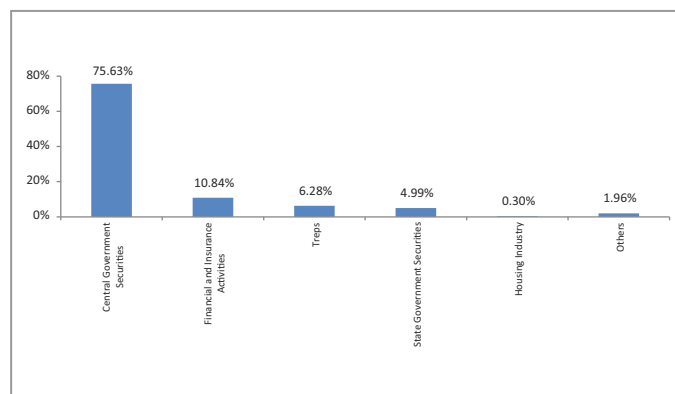
Asset Class



Rating Profile



Top 10 Sectors



Note : 'Financial & insurance activities' sector includes exposure to 'Fixed Deposits' & 'Certificate of Deposits'.

Performance

Period	1 Month	6 Months	1 Year	2 Years	3 Years	4 Years	5 Years	7 Years	10 Years	Inception
Fund	-0.41%	1.41%	5.71%	3.35%	3.83%	4.99%	6.08%	5.54%	7.33%	8.02%
Benchmark	-0.10%	2.35%	7.35%	4.34%	4.18%	6.09%	7.54%	6.64%	8.06%	7.46%

Returns less than or equal to 1 year are absolute. Returns greater than 1 year are compounded annualised growth rate (CAGR). Past performance is not indicative of future performance

October 2023

Group Short Term Debt Fund- II

Fund Objective

To earn moderate returns.

Portfolio Allocation

	Stated (%)	Actual (%)
Debt and debt related securities, Cash, Fixed Deposits, Money market instruments**, Mutual funds	0 - 100	96.70
Net Current Assets*		3.30
Total		100.00

*Net current asset represents net of receivables and payables for investments held.

**The exposure to money market instruments may be increased to 100%, keeping in view market conditions, market opportunities, and political, economic and other factors, depending on the perception of the Investment Manager.

Portfolio

Company/Issuer	Rating	Exposure (%)
Corporate Bond		25.33%
8.3774% HDB Financial Services Ltd.NCD(S) (MD 24/04/2026)	AAA and Equivalent	8.84%
8.25% Kotak Mahindra Prime Ltd. NCD (MD 20/06/2025)	AAA and Equivalent	8.79%
7.62% NABARD NCD Series 23I (U)(MD 31/01/2028)	AAA and Equivalent	7.70%
Sovereign		43.14%
6.97% GOI (MD 06/09/2026)	SOV	24.03%
7.38% Gujarat SDL (MD 28/06/2030)	SOV	19.11%
Money Market, Deposits & Other		31.53%
Total		100.00%

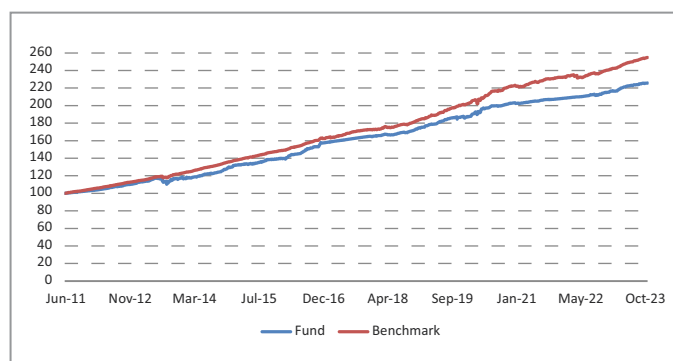
Fund Details

Description	
SFIN Number	ULGF01218/04/11GRSHTRDE02116
Launch Date	21-Jun-11
Face Value	10
Risk Profile	Low
Benchmark	CRISIL Short Term Bond Fund Index
CIO	Sampath Reddy
Fund Manager Name	Ameya Deshpande
Number of funds managed by fund manager:	
Equity	-
Debt	12
Hybrid	1
NAV as on 31-October-2023	22.5719
AUM (Rs. Cr)	1.03
Equity (Rs. Cr)	-
Debt (Rs. Cr)	1.00
Net current asset (Rs. Cr)	0.03

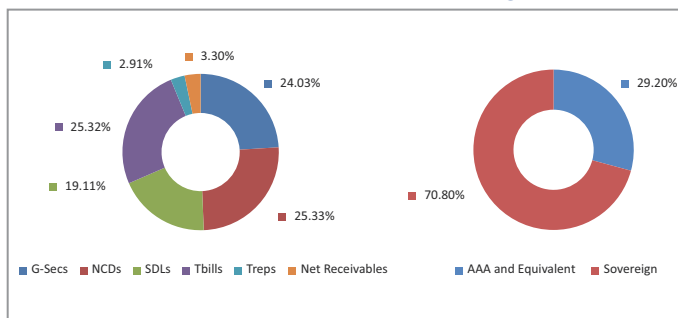
Quantitative Indicators

Modified Duration in Years	2.34
Average Maturity in Years	2.88
Yield to Maturity in %	7.33

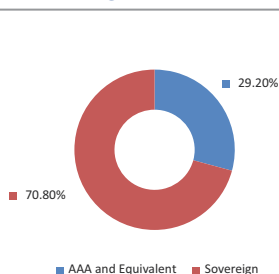
Growth of Rs. 100



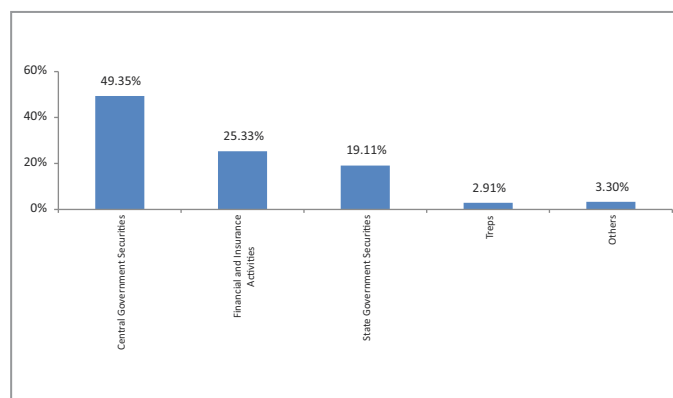
Asset Class



Rating Profile



Top 10 Sectors



Note : 'Financial & insurance activities' sector includes exposure to 'Fixed Deposits' & 'Certificate of Deposits'.

Performance

Period	1 Month	6 Months	1 Year	2 Years	3 Years	4 Years	5 Years	7 Years	10 Years	Inception
Fund	0.10%	2.17%	6.05%	4.40%	3.92%	4.87%	5.71%	5.69%	6.82%	6.80%
Benchmark	0.38%	3.23%	7.39%	5.11%	5.02%	6.23%	7.18%	6.84%	7.66%	7.86%

Returns less than or equal to 1 year are absolute. Returns greater than 1 year are compounded annualised growth rate (CAGR). Past performance is not indicative of future performance

October 2023

Group Debt Fund-II

Fund Objective

To provide stable returns through investment in various fixed income securities.

Portfolio Allocation

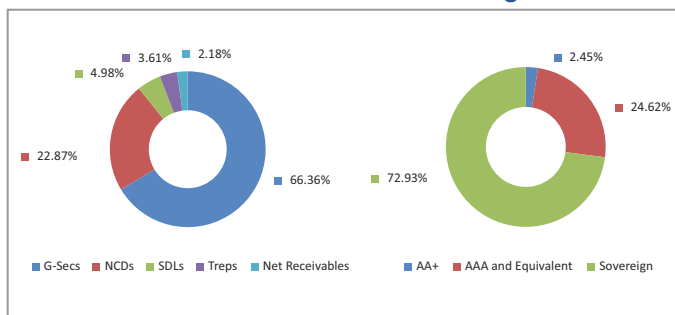
	Stated (%)	Actual (%)
Debt and Debt related securities incl. FD	40 - 100	94.21
Money Market instrument	0 - 60	3.61
Net Current Assets*		2.18
Total		100.00

*Net current asset represents net of receivables and payables for investments held.

Portfolio

Company/Issuer	Rating	Exposure (%)
Corporate Bond		22.87%
7.80% HDFC Bank LTD (U) Series US-002 (MD 03/05/2033)	AAA and Equivalent	6.37%
7.67% LIC Housing Finance Ltd NCD (S)(MD 15/04/2033)P(150526)	AAA and Equivalent	4.74%
7.65% HDB Financial Services Ltd.NCD(S) (MD 10/09/2027)	AAA and Equivalent	3.03%
8.25% Cholanmandalam Invnt & Fin Co NCD (MD 04032025) Series I	AA+	1.71%
7.05% HDFC Bank Ltd. NCD (S) (MD 01/12/2031)	AAA and Equivalent	1.40%
8.04% HDB Financial Services Ltd.NCD(S) (MD 25/02/2026)	AAA and Equivalent	1.22%
8.05% HDFC Bank LTD (S) Series W-003 (MD 22/10/2029)	AAA and Equivalent	1.05%
8.85% Bajaj Finance Ltd. NCD (U)(MD 15/07/2026)	AAA and Equivalent	0.94%
8.30% Cholanmandalam Invnt & Fin Co NCD (MD 04062026) Series 3	AA+	0.69%
8.45% Bajaj Finance Ltd. NCD (U)(MD 29/09/2026)	AAA and Equivalent	0.58%
Others		1.13%
Sovereign		71.34%
7.18% GOI (MD 24/07/2037)	SOV	17.89%
7.18% GOI (MD 14/08/2033)	SOV	14.16%
6.54% GOI (MD 17/01/2032)	SOV	9.78%
7.30% GOI (MD 19/06/2053)	SOV	7.90%
7.26% GOI (MD 06/02/2033)	SOV	7.19%
7.25% GOI (MD 12/06/2063)	SOV	5.62%
8.28% GOI (MD 15/02/2032)	SOV	2.57%
7.47% Maharashtra SDL (MD 13/09/2034)	SOV	1.20%
7.60% Karnataka SDL (MD 04/01/2033)	SOV	0.91%
7.68% Gujarat SDL (MD 15/02/2030)	SOV	0.85%
Others		3.27%
Money Market, Deposits & Other		5.79%
Total		100.00%

Asset Class



Performance

Period	1 Month	6 Months	1 Year	2 Years	3 Years	4 Years	5 Years	7 Years	10 Years	Inception
Fund	-0.35%	1.59%	6.01%	3.50%	3.83%	4.90%	6.22%	5.66%	7.42%	7.32%
Benchmark	-0.10%	2.35%	7.35%	4.34%	4.18%	6.09%	7.54%	6.64%	8.06%	8.15%

Returns less than or equal to 1 year are absolute. Returns greater than 1 year are compounded annualised growth rate (CAGR). Past performance is not indicative of future performance

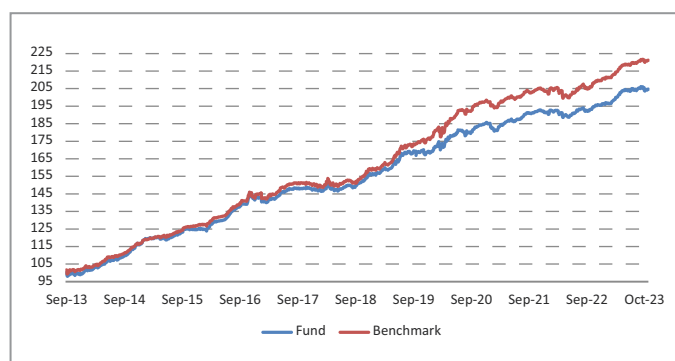
Fund Details

Description	
SFIN Number	ULGF01924/06/13GRDEBTFU02116
Launch Date	13-Sep-13
Face Value	10
Risk Profile	Low
Benchmark	CRISIL Composite Bond Fund Index
CIO	Sampath Reddy
Fund Manager Name	Lakshman Chettiar
Number of funds managed by fund manager:	
Equity	-
Debt	10
Hybrid	13
NAV as on 31-October-2023	20.4738
AUM (Rs. Cr)	819.50
Equity (Rs. Cr)	-
Debt (Rs. Cr)	801.62
Net current asset (Rs. Cr)	17.88

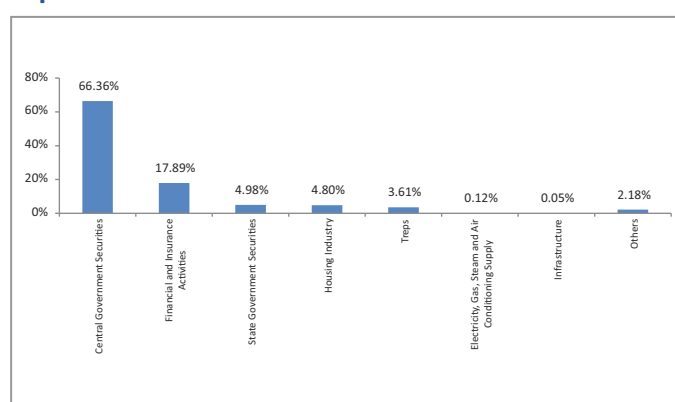
Quantitative Indicators

Modified Duration in Years	6.64
Average Maturity in Years	12.04
Yield to Maturity in %	7.51

Growth of Rs. 100



Top 10 Sectors



Note : 'Financial & insurance activities' sector includes exposure to 'Fixed Deposits' & 'Certificate of Deposits'.

October 2023

Group Short Term Debt Fund-III

Fund Objective

To earn moderate returns.

Portfolio Allocation

	Stated (%)	Actual (%)
Debt and Debt related securities incl. FD Cash, Mutual Funds	40 - 100	96.43
Money Market instrument	0 - 60	-
Net Current Assets [#]		3.57
Total		100.00

[#]Net current asset represents net of receivables and payables for investments held.

Portfolio

Company/Issuer	Rating	Exposure (%)
Sovereign		96.43%
5.63% GOI (MD 12/04/2026)	SOV	96.43%
Money Market, Deposits & Other		3.57%
Total		100.00%

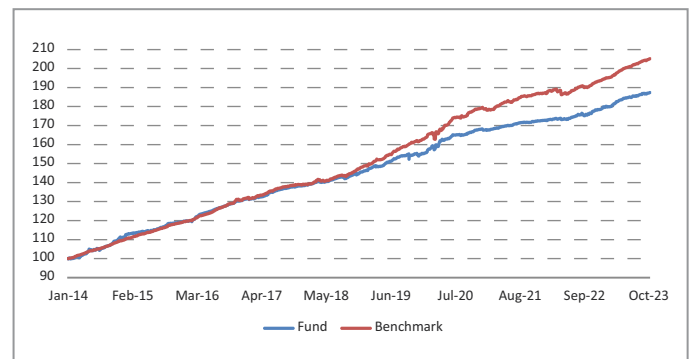
Fund Details

Description	
SFIN Number	ULGF02024/06/13GRSHTRDE03116
Launch Date	13-Sep-13
Face Value	10
Risk Profile	Low
Benchmark	CRISIL Short Term Bond Fund Index
CIO	Sampath Reddy
Fund Manager Name	Ameya Deshpande
Number of funds managed by fund manager:	
Equity	-
Debt	12
Hybrid	1
NAV as on 31-October-2023	18.7385
AUM (Rs. Cr)	0.21
Equity (Rs. Cr)	-
Debt (Rs. Cr)	0.21
Net current asset (Rs. Cr)	0.01

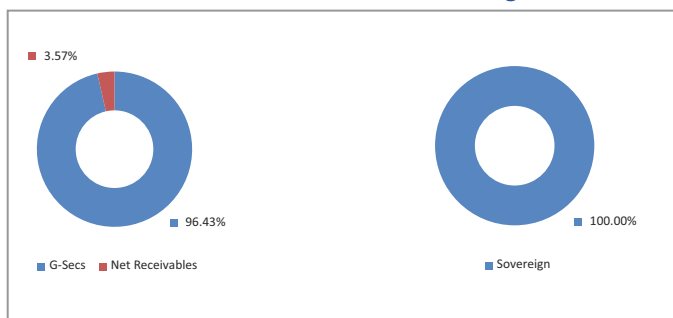
Quantitative Indicators

Modified Duration in Years	2.23
Average Maturity in Years	2.45
Yield to Maturity in %	7.33

Growth of Rs. 100

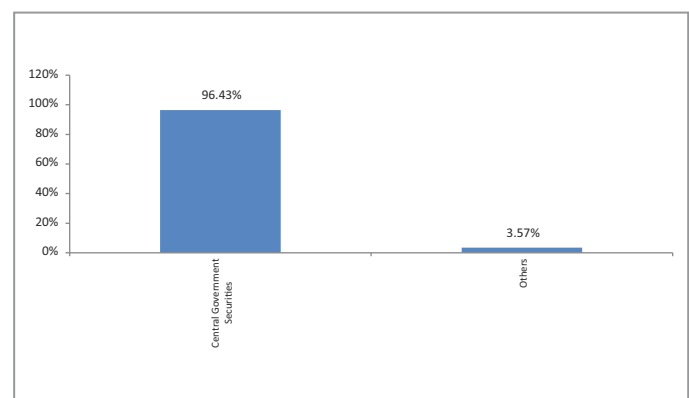


Asset Class



Rating Profile

Top 10 Sectors



Note : 'Financial & insurance activities' sector includes exposure to 'Fixed Deposits' & 'Certificate of Deposits'.

Performance

Period	1 Month	6 Months	1 Year	2 Years	3 Years	4 Years	5 Years	7 Years	10 Years	Inception
Fund	0.31%	2.24%	6.23%	4.47%	4.04%	4.96%	5.45%	5.48%	6.48%	6.39%
Benchmark	0.38%	3.23%	7.39%	5.11%	5.02%	6.23%	7.18%	6.84%	7.66%	7.76%

Returns less than or equal to 1 year are absolute. Returns greater than 1 year are compounded annualised growth rate (CAGR). Past performance is not indicative of future performance

October 2023

Group Debt Fund-III

Fund Objective

To provide stable returns through investment in various fixed income securities.

Portfolio Allocation

	Stated (%)	Actual (%)
Debt and debt related securities incl. Fixed deposits	60 - 100	96.18
Money market instruments, Cash, Mutual funds	0 - 40	1.94
Net Current Assets*		1.87
Total		100.00

*Net current asset represents net of receivables and payables for investments held.

Portfolio

Company/Issuer	Rating	Exposure (%)
Corporate Bond		17.96%
7.83% LICHT Ltd. NCD (S)(MD 25/09/2026) (P 26/11/2020)	AAA and Equivalent	8.79%
7.80% HDFC Bank LTD (U) Series US-002 (MD 03/05/2033)	AAA and Equivalent	7.72%
8.05% HDFC Bank LTD (S) Series W-003 (MD 22/10/2029)	AAA and Equivalent	1.11%
8.45% Bajaj Finance Ltd. NCD (U)(MD 29/09/2026)	AAA and Equivalent	0.33%
Sovereign		78.22%
7.18% GOI (MD 24/07/2037)	SOV	22.48%
6.54% GOI (MD 17/01/2032)	SOV	12.90%
7.18% GOI (MD 14/08/2033)	SOV	11.74%
7.26% GOI (MD 06/02/2033)	SOV	7.77%
7.30% GOI (MD 19/06/2053)	SOV	6.53%
7.06% GOI (MD 10/04/2028)	SOV	3.62%
7.73% GOI (MD 19/12/2034)	SOV	3.37%
7.25% GOI (MD 12/06/2063)	SOV	2.68%
5.77% GOI (MD 03/08/2030)	SOV	2.10%
07.76% Madhya Pradesh SDL (MD 01/11/2037)	SOV	1.21%
Others		3.82%
Money Market, Deposits & Other		3.82%
Total		100.00%

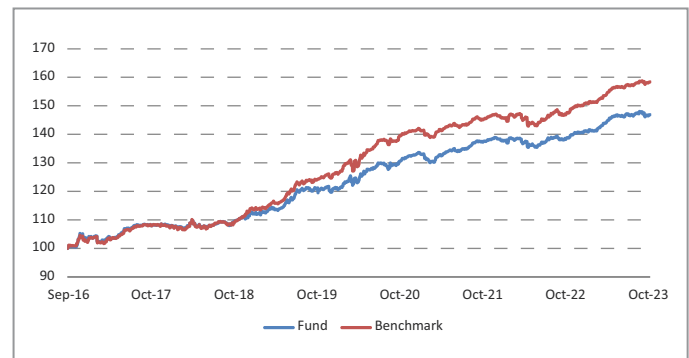
Fund Details

Description	
SFIN Number	ULGF02202/03/15GRDEBTFU03116
Launch Date	29-Sep-16
Face Value	10
Risk Profile	Low
Benchmark	CRISIL Composite Bond Index
CIO	Sampath Reddy
Fund Manager Name	Lakshman Chettiar
Number of funds managed by fund manager:	
Equity	-
Debt	10
Hybrid	13
NAV as on 31-October-2023	14.6920
AUM (Rs. Cr)	91.01
Equity (Rs. Cr)	-
Debt (Rs. Cr)	89.30
Net current asset (Rs. Cr)	1.71

Quantitative Indicators

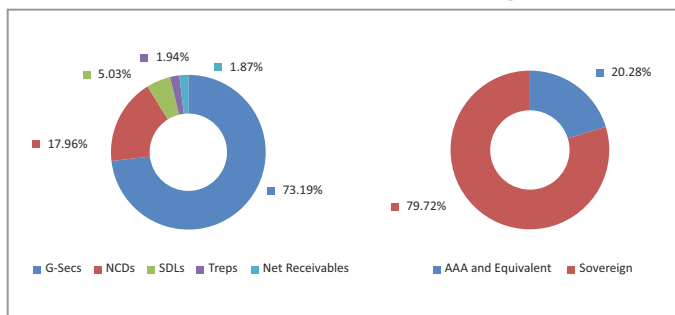
Modified Duration in Years	6.81
Average Maturity in Years	11.53
Yield to Maturity in %	7.49

Growth of Rs. 100

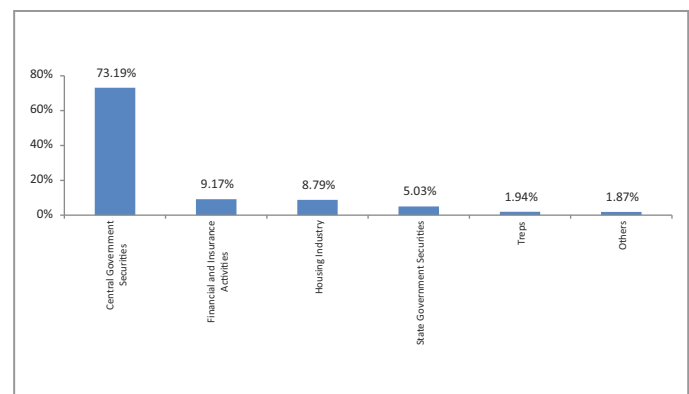


Asset Class

Rating Profile



Top 10 Sectors



Note : 'Financial & insurance activities' sector includes exposure to 'Fixed Deposits' & 'Certificate of Deposits'.

Performance

Period	1 Month	6 Months	1 Year	2 Years	3 Years	4 Years	5 Years	7 Years	10 Years	Inception
Fund	-0.39%	1.38%	5.88%	3.35%	3.76%	4.95%	5.92%	5.56%	-	5.58%
Benchmark	-0.10%	2.35%	7.35%	4.34%	4.18%	6.09%	7.54%	6.64%	-	6.70%

Returns less than or equal to 1 year are absolute. Returns greater than 1 year are compounded annualised growth rate (CAGR). Past performance is not indicative of future performance

October 2023

Group Debt Pension Fund

Fund Objective

The investment objective of this fund is to provide accumulation of income through investment in high quality fixed income securities

Portfolio Allocation

	Stated (%)	Actual (%)
Debt	40 - 100	95.60
Money market instruments, Mutual funds*	0 - 60	2.18
Net Current Assets*		2.22
Total		100.00

*Net current asset represents net of receivables and payables for investments held.

Portfolio

Company/Issuer	Sector/Rating	Exposure (%)
Corporate Bond		3.65%
7.90% LICHF Ltd. NCD (S) (MD 18/08/2026)	AAA and Equivalent	3.65%
Sovereign		91.95%
6.54% GOI (MD 17/01/2032)	SOV	25.86%
7.18% GOI (MD 24/07/2037)	SOV	15.64%
7.18% GOI (MD 14/08/2033)	SOV	11.87%
7.26% GOI (MD 06/02/2033)	SOV	9.74%
7.06% GOI (MD 10/04/2028)	SOV	6.12%
7.61% TAMILNADU SDL (MD 28/12/2032)	SOV	5.44%
7.25% GOI (MD 12/06/2063)	SOV	4.22%
7.30% GOI (MD 19/06/2053)	SOV	3.91%
7.73% GOI (MD 19/12/2034)	SOV	3.72%
7.78% TELANGANA SDL (MD 23/03/2034)	SOV	1.83%
Others		3.60%
Money Market, Deposits & Other		4.40%
Total		100.00%

Fund Details

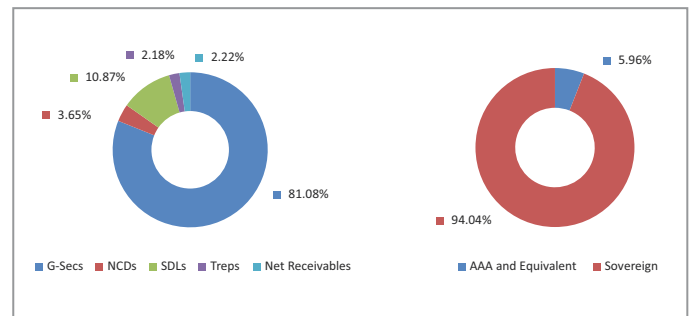
Description	
SFIN Number	ULGF02518/08/16GRDBTPENFU116
Launch Date	31- Aug-17
Face Value	10
Risk Profile	LOW
Benchmark	CRISIL Composite Bond Fund Index
CIO	Sampath Reddy
Fund Manager Name	Lakshman Chettiar
Number of funds managed by fund manager:	
Equity	-
Debt	10
Hybrid	13
NAV as on 31-October-2023	13.5157
AUM (Rs. Cr)	2.75
Equity (Rs. Cr)	-
Debt (Rs. Cr)	2.69
Net current asset (Rs. Cr)	0.06

Quantitative Indicators

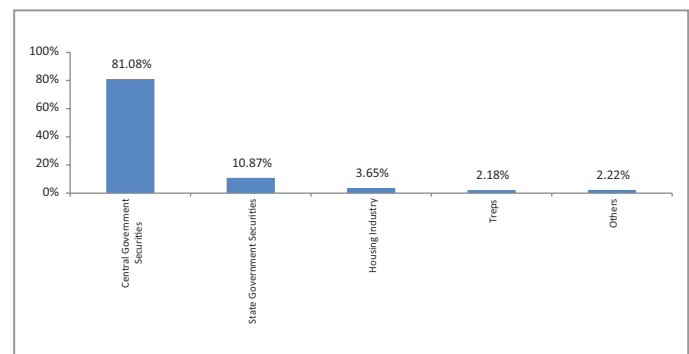
Modified Duration in Years	6.75
Average Maturity in Years	11.26
Yield to Maturity in %	7.45

Asset Class

Rating Profile



Top 10 Sectors



Note : 'Financial & insurance activities' sector includes exposure to 'Fixed Deposits' & 'Certificate of Deposits'.

Performance

Period	1 Month	6 Months	1 Year	2 Years	3 Years	4 Years	5 Years	7 Years	10 Years	Inception
Fund	-0.44%	1.43%	6.12%	3.14%	2.69%	4.28%	5.72%	-	-	5.00%
Benchmark	-0.10%	2.35%	7.35%	4.34%	4.18%	6.09%	7.54%	-	-	6.39%

Returns less than or equal to 1 year are absolute. Returns greater than 1 year are compounded annualised growth rate (CAGR). Past performance is not indicative of future performance

October 2023

Group Liquid Fund

Fund Objective

To provide stable returns through investment in various fixed deposits, money market Instruments and short term debt instruments.

Portfolio Allocation

	Stated (%)	Actual (%)
Govt. and Govt. approved Securities	0 - 20	-
Corporate bonds rated AA or above by Crisil*	0 - 20	-
Money market and other liquid assets	0 - 100	99.76
Infrastructure sector as defined by the IRDA		-
Listed equities - NIL		-
Net Current Assets*		0.24
Total		100.00

*Net current asset represents net of receivables and payables for investments held.

* Including Fixed Deposits

Portfolio

Company/Issuer	Rating	Exposure (%)
Money Market, Deposits & Other		100.00%
Total		100.00%

Fund Details

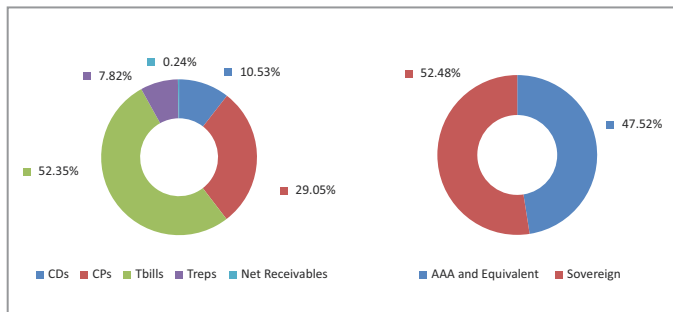
Description	
SFIN Number	ULGF00503/11/08GRLIQUFUND116
Launch Date	01-Nov-08
Face Value	10
Risk Profile	Very Low
Benchmark	CRISIL Liquid Fund Index
CIO	Sampath Reddy
Fund Manager Name	Ameya Deshpande
Number of funds managed by fund manager:	
Equity	-
Debt	12
Hybrid	1
NAV as on 31-October-2023	25.6970
AUM (Rs. Cr)	5.50
Equity (Rs. Cr)	-
Debt (Rs. Cr)	5.48
Net current asset (Rs. Cr)	0.01

Quantitative Indicators

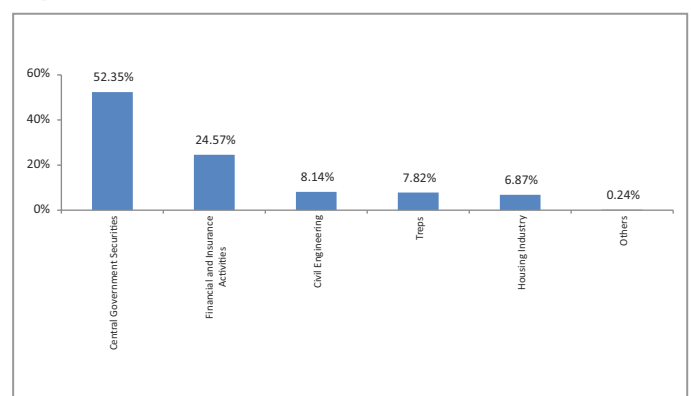
Modified Duration in Years	0.37
Average Maturity in Years	0.38
Yield to Maturity in %	6.83

Asset Class

Rating Profile



Top 10 Sectors



Note : 'Financial & insurance activities' sector includes exposure to 'Fixed Deposits' & 'Certificate of Deposits'.

Performance

Period	1 Month	6 Months	1 Year	2 Years	3 Years	4 Years	5 Years	7 Years	10 Years	Inception
Fund	0.52%	3.11%	6.03%	4.78%	4.10%	4.14%	3.04%	3.64%	5.03%	6.49%
Benchmark	0.59%	3.56%	7.05%	5.80%	5.05%	5.03%	5.47%	5.91%	6.66%	6.83%

Returns less than or equal to 1 year are absolute. Returns greater than 1 year are compounded annualised growth rate (CAGR). Past performance is not indicative of future performance

October 2023

Group Liquid Fund-II

Fund Objective

To provide stable returns through investment in various fixed deposits, money market Instruments and short term debt instruments.

Portfolio Allocation

	Stated (%)	Actual (%)
Debt and Debt related securities incl. FD Cash, Mutual Funds	0 - 60	-
Money Market instrument	40 - 100	99.97
Net Current Assets*		0.03
Total		100.00

*Net current asset represents net of receivables and payables for investments held.

Portfolio

Company/Issuer	Rating	Exposure (%)
Money Market, Deposits & Other		100.00%
Total		100.00%

Fund Details

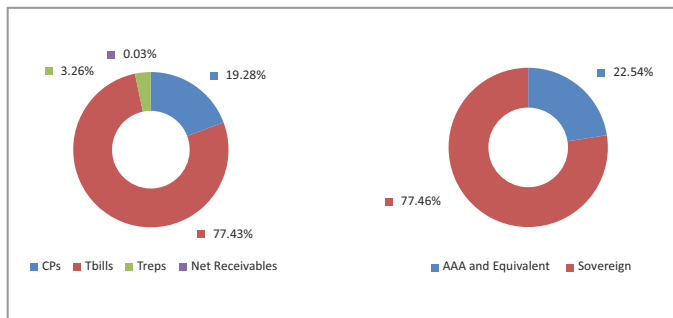
Description	
SFIN Number	ULGF02124/06/13GRLIQUFU02116
Launch Date	13-Sep-13
Face Value	10
Risk Profile	Very Low
Benchmark	CRISIL Liquid Fund Index
CIO	Sampath Reddy
Fund Manager Name	Ameya Deshpande
Number of funds managed by fund manager:	
Equity	-
Debt	12
Hybrid	1
NAV as on 31-October-2023	14.3733
AUM (Rs. Cr)	35.94
Equity (Rs. Cr)	-
Debt (Rs. Cr)	35.93
Net current asset (Rs. Cr)	0.01

Quantitative Indicators

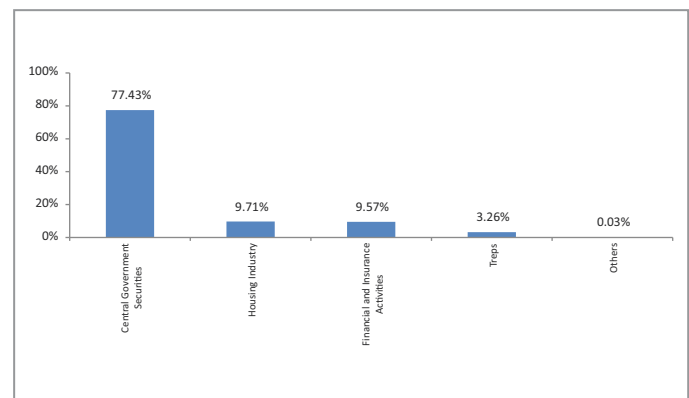
Modified Duration in Years	0.38
Average Maturity in Years	0.39
Yield to Maturity in %	6.99

Asset Class

Rating Profile



Top 10 Sectors



Note : 'Financial & insurance activities' sector includes exposure to 'Fixed Deposits' & 'Certificate of Deposits'.

Performance

Period	1 Month	6 Months	1 Year	2 Years	3 Years	4 Years	5 Years	7 Years	10 Years	Inception
Fund	0.53%	3.17%	6.24%	4.88%	4.14%	4.02%	1.29%	2.28%	3.69%	3.64%
Benchmark	0.59%	3.56%	7.05%	5.80%	5.05%	5.03%	5.47%	5.91%	6.66%	6.73%

Returns less than or equal to 1 year are absolute. Returns greater than 1 year are compounded annualised growth rate (CAGR). Past performance is not indicative of future performance

October 2023

Group Liquid Fund-III

Fund Objective

To provide stable returns through investment in various fixed deposits, money market Instruments and short term debt instruments.

Portfolio Allocation

	Stated (%)	Actual (%)
Debt and Debt related securities incl. FD Cash, Mutual Funds	0 - 60	-
Money Market instrument	40 - 100	94.05
Net Current Assets*		5.95
Total		100.00

*Net current asset represents net of receivables and payables for investments held.

Portfolio

Company/Issuer	Rating	Exposure (%)
Money Market, Deposits & Other		100.00%
Total		100.00%

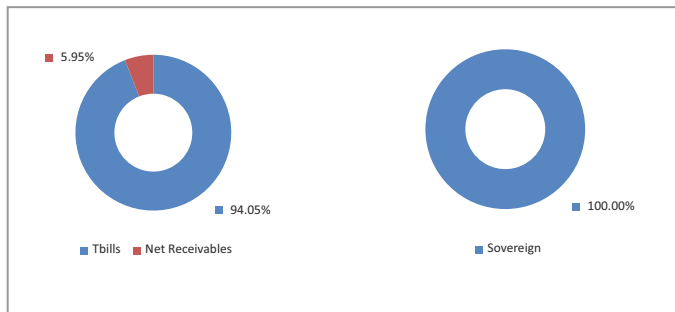
Fund Details

Description	
SFIN Number	ULGF02302/03/15GRLIQUFU03116
Launch Date	02-Aug-19
Face Value	10
Risk Profile	Very Low
Benchmark	CRISIL Liquid Fund Index
CIO	Sampath Reddy
Fund Manager Name	Ameya Deshpande
Number of funds managed by fund manager:	
Equity	-
Debt	12
Hybrid	1
NAV as on 31-October-2023	11.9654
AUM (Rs. Cr)	0.28
Equity (Rs. Cr)	-
Debt (Rs. Cr)	0.26
Net current asset (Rs. Cr)	0.02

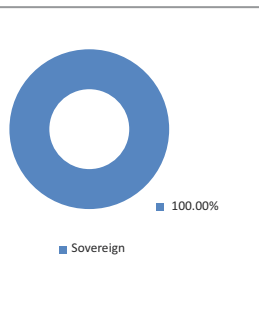
Quantitative Indicators

Modified Duration in Years	0.39
Average Maturity in Years	0.39
Yield to Maturity in %	6.67

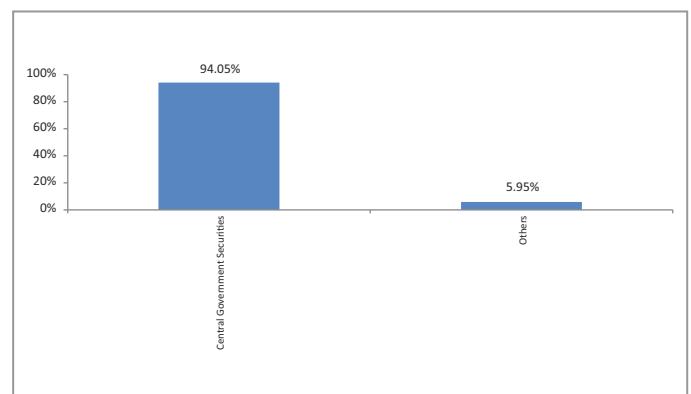
Asset Class



Rating Profile



Top 10 Sectors



Note : 'Financial & insurance activities' sector includes exposure to 'Fixed Deposits' & 'Certificate of Deposits'.

Performance

Period	1 Month	6 Months	1 Year	2 Years	3 Years	4 Years	5 Years	7 Years	10 Years	Inception
Fund	0.44%	4.53%	7.29%	4.82%	3.95%	4.33%	-	-	-	4.31%
Benchmark	0.59%	3.56%	7.05%	5.80%	5.05%	5.03%	-	-	-	5.09%

Returns less than or equal to 1 year are absolute. Returns greater than 1 year are compounded annualised growth rate (CAGR). Past performance is not indicative of future performance

October 2023

Group Growth Fund- II

Fund Objective

The investment objective of the fund is to provide minimum unit price growth @ 7.35% p.a. compounded annually at the fund closure date by investing in a suitable mix of assets.

Portfolio Allocation

	Stated (%)	Actual (%)
Debt and debt related securities, Cash, Fixed Deposits, Money market instruments, Mutual funds	0 - 100	99.93
Equity and equity related instruments	0 - 50	-
Net Current Assets*		0.07
Total		100.00

*Net current asset represents net of receivables and payables for investments held.

Portfolio

Company/Issuer	Sector/Rating	Exposure (%)
Sovereign		0.00%
7.26% GOI (MD 14/01/2029)	SOV	0.00%
Money Market, Deposits & Other		100.00%
Total		100.00%

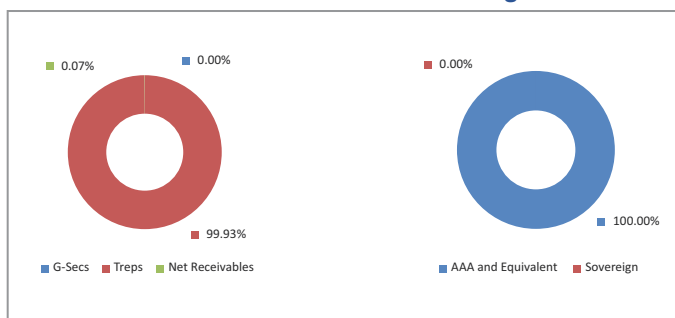
Fund Details

Description		
SFIN Number	ULGF01311/05/11GRGROWFU02116	
Launch Date	01-Aug-11	
Face Value	10	
Risk Profile	Low	
Benchmark	-	
CIO	Sampath Reddy	
Fund Manager Name	Abhay Moghe, Lakshman Chettiar	
Number of funds managed by fund manager:	Abhay Moghe	Lakshman Chettiar
Equity	1	-
Debt	-	10
Hybrid	8	13
NAV as on 31-October-2023	21.3229	
AUM (Rs. Cr)	32.47	
Equity (Rs. Cr)	-	
Debt (Rs. Cr)	32.45	
Net current asset (Rs. Cr)	0.02	

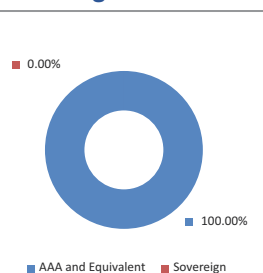
Quantitative Indicators

Modified Duration in Years	0.001
Average Maturity in Years	0.003
Yield to Maturity in %	6.76

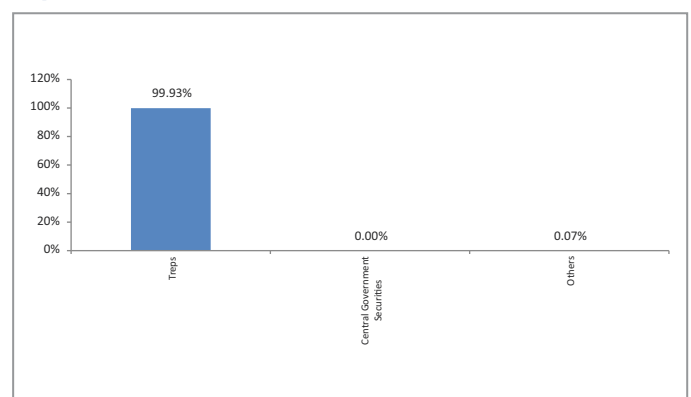
Asset Class



Rating Profile



Top 10 Sectors



Note : 'Financial & insurance activities' sector includes exposure to 'Fixed Deposits' & 'Certificate of Deposits'.

Performance

Period	1 Month	6 Months	1 Year	2 Years	3 Years	4 Years	5 Years	7 Years	10 Years	Inception
Fund	0.47%	2.76%	5.54%	3.93%	3.43%	4.24%	5.16%	5.14%	5.88%	6.37%
Benchmark	-	-	-	-	-	-	-	-	-	-

Returns less than or equal to 1 year are absolute. Returns greater than 1 year are compounded annualised growth rate (CAGR). Past performance is not indicative of future performance

October 2023

Group Return Shield Fund

Fund Objective

To provide capital appreciation with reasonable risk by investing in a suitable mix of debt and equities

Portfolio Allocation

	Stated (%)	Actual (%)
Debt and Debt related securities	50 - 100	96.54
Equity and Equity related securities, Mutual funds, Money market instruments**, fixed deposits	0 - 50	-
Net Current Assets*		3.46
Total		100.00

*Net current asset represents net of receivables and payables for investments held.

**The exposure to money market instruments may be increased to 100%, keeping in view market conditions, market opportunities, and political, economic and other factors, depending on the perception of the Investment Manager.

Portfolio

Company/Issuer	Sector/Rating	Exposure (%)
Sovereign		96.54%
6.18% GOI (MD 04/11/2024)	SOV	96.54%
Money Market, Deposits & Other		3.46%
Total		100.00%

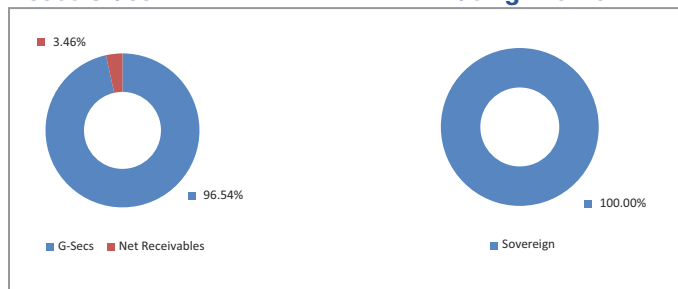
Fund Details

Description		
SFIN Number	ULGF01421/06/11RETNSHIELD116	
Launch Date	21-Jun-11	
Face Value	10	
Risk Profile	Moderate	
Benchmark	-	
CIO	Sampath Reddy	
Fund Manager Name	Abhay Moghe, Lakshman Chettiar	
Number of funds managed by fund manager:	Abhay Moghe	Lakshman Chettiar
Equity	1	-
Debt	-	10
Hybrid	8	13
NAV as on 31-October-2023	23.1596	
AUM (Rs. Cr)	1.97	
Equity (Rs. Cr)	-	
Debt (Rs. Cr)	1.90	
Net current asset (Rs. Cr)	0.07	

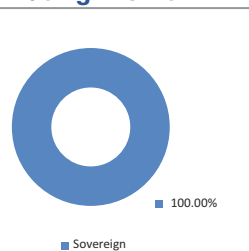
Quantitative Indicators

Modified Duration in Years	0.93
Average Maturity in Years	1.01
Yield to Maturity in %	7.14

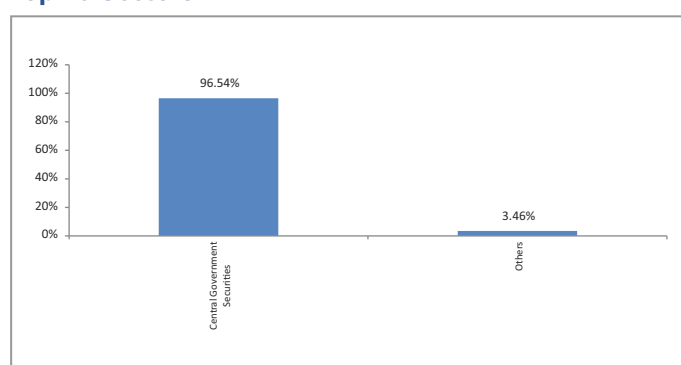
Asset Class



Rating Profile



Top 10 Sectors



Note : 'Financial & insurance activities' sector includes exposure to 'Fixed Deposits' & 'Certificate of Deposits'.

Performance

Period	1 Month	6 Months	1 Year	2 Years	3 Years	4 Years	5 Years	7 Years	10 Years	Inception
Fund	0.41%	2.39%	5.24%	3.93%	3.40%	4.19%	5.13%	5.31%	7.01%	7.03%
Benchmark	-	-	-	-	-	-	-	-	-	-

Returns less than or equal to 1 year are absolute. Returns greater than 1 year are compounded annualised growth rate (CAGR). Past performance is not indicative of future performance

BEWARE OF SPURIOUS PHONE CALLS AND FICTITIOUS / FRADULENT OFFERS -

IRDAI is not involved in activities like selling insurance policies, announcing bonus or investment of premiums. Public receiving such phone calls are requested to lodge a police complaint.

Bajaj Allianz Life Insurance Co. Ltd. Regd. Office Address: Bajaj Allianz House, Airport Road, Yerawada, Pune – 411006. Reg.No.: 116. CIN : U66010PN2001PLC015959, Mail us : customercare@bajajallianz.co.in, Call on : Toll free no. 1800 209 7272/ Fax No: 02066026789. The Logo of Bajaj Allianz Life Insurance Co. Ltd. is provided on the basis of license given by Bajaj Finserv Ltd. to use its "Bajaj" Logo and Allianz SE to use its "Allianz" logo.

Past performance is not indicative of future performance.