

# FUND PRO


**Sampath Reddy**  
Chief Investment Officer

## A quick guide to Bajaj Allianz Fund Performance

April 2023

Global bond yields traded mixed in Apr'23 affected by various macro-economic factors. However, India's 10Y G-sec yield have exhibited quite a bit of decline, falling by almost 20bps. Continued banking crisis in the US refuelled the possibility of economic growth slowdown globally. We believe, ongoing corporate earnings season, elevated inflation and prolonged geopolitical concerns will keep the market volatile.

## Bajaj Allianz Life Insurance Co. Ltd.

 [www.bajajallianzlife.com](http://www.bajajallianzlife.com)

     /BajajAllianzLifeInsurance  /BajajAllianzLIC

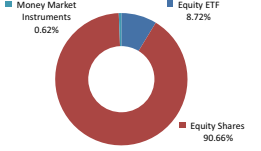
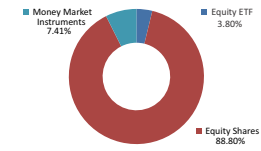
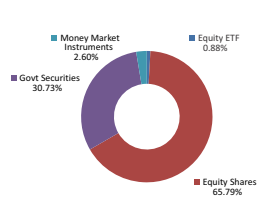
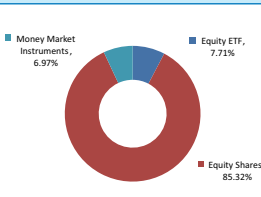
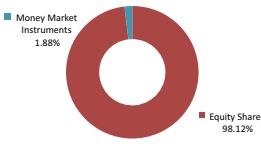
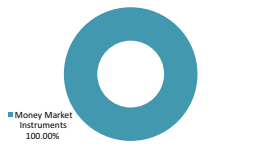
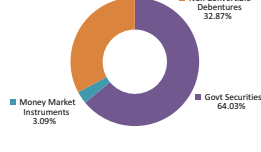


### BEWARE OF SPURIOUS/ FRAUD PHONE CALLS:

- IRDAI is not involved in activities like selling insurance policies, announcing bonus or investments of premiums. Public receiving such phone calls are requested to lodge a police complaint.

Bajaj Allianz House, Airport Road, Yerawada, Pune - 411006., IRDAI Reg No.: 116, Visit : [www.bajajallianzlife.com](http://www.bajajallianzlife.com), **BALIC CIN** : U66010PN2001PLC015959, **Mail us** : [customercare@bajajallianz.co.in](mailto:customercare@bajajallianz.co.in), **Call on** : **Toll free no.** 1800 209 7272, **Fax No**: 02066026789, The Logo of Bajaj Allianz Life Insurance Co. Ltd. is provided on the basis of license given by Bajaj Finserv Ltd. to use its "Bajaj" Logo and Allianz SE to use its "Allianz" logo, Please check with your tax consultant for eligibility.

- Please note that past performance is not indicative of future performance
- The opinions expressed in this document is personal opinion of Chief Investment Officer of Bajaj Allianz Life Insurance Company Limited based on his perception of the present market conditions and economic scenario of India and is not indicative of any future investment trend to be followed by the Company
- **IN UNIT LINKED INSURANCE POLICIES, THE INVESTMENT RISK IN THE INVESTMENT PORTFOLIO IS BORNE BY THE POLICYHOLDER**
- The premium paid in linked insurance policies are subject to investment risks associated with capital markets and the NAVs of the units may go up or down based on the performance of fund and factors influencing the capital market and the insured is responsible for his/her decisions
- Please note that the name of the Bajaj Allianz product/plan/fund does not indicate the quality of the product plan/fund respectively and its future prospects or returns
- Customers may be advised to seek independent financial advice

Fund Names	Mandate	Asset Profile	CAGR							Since Inception	Inception Date
			1 year	2 Year	3 Year	4 Year	5 Year	7 Year	10Year		
<b>Large Cap</b>  <b>Equity Growth Fund II</b> ULIF05106/01/10EQTYGROW02116	To provide capital appreciation through investment in selected equity stocks that have the potential for capital appreciation.		6.93%	11.14%	21.40%	11.90%	10.24%	13.07%	14.04%	13.32%	06-Jan-10
<b>Benchmark index: Nifty 50 Index</b>			5.63%	11.15%	22.41%	11.37%	10.97%	12.64%	11.78%		
<b>Peer Category: Morningstar India Insurance Large-Cap Category*</b>			6.91%	11.71%	22.45%	11.89%	10.12%	12.23%	12.59%		
<b>Ethical Fund</b>  <b>Pure Stock Fund</b> ULIF02721/07/06PURESTKFUN116	To specifically exclude companies dealing in gambling, contests, liquor, entertainment (films, TV etc.), hotels, banks and financial institutions.		2.08%	8.82%	19.63%	12.06%	9.59%	12.46%	15.21%	14.60%	21-Jul-06
<b>Benchmark index: Nifty 50 Index</b>			5.63%	11.15%	22.41%	11.37%	10.97%	12.64%	11.78%		
<b>Peer Category: Morningstar India Insurance Multi-Cap Category*</b>			4.96%	10.88%	22.35%	12.14%	10.15%	11.67%	11.78%		
<b>Asset Allocation</b>  <b>Asset Allocation Fund II</b> ULIF02705/12/13ASSETALL02116	The investment objective of this fund will be to realize a level of total income, including current income and capital appreciation, which is consistent with reasonable investment risk. The investment strategy will involve a flexible policy for allocating assets among equities, bonds and cash.		6.63%	9.43%	14.32%	9.59%	8.39%	9.87%	-	10.23%	31-Mar-14
<b>Benchmark index: CRISIL Balanced Fund - Aggressive Index</b>			6.22%	9.06%	16.59%	10.81%	10.43%	11.30%	-		
<b>Peer Category: Morningstar India Insurance Balanced Asset Allocation Category*</b>			5.58%	7.47%	12.72%	8.87%	8.16%	9.11%	9.40%		
<b>Mid Cap</b>  <b>Accelerator Mid Cap Fund II</b> ULIF05206/01/10ACCMIDCA02116	To achieve capital appreciation by investing in a diversified basket of mid cap stocks and large cap stocks.		3.61%	10.89%	24.29%	11.28%	6.95%	13.02%	16.00%	12.91%	06-Jan-10
<b>Benchmark index: NIFTY Midcap 50 Index</b>			9.72%	15.49%	34.10%	16.53%	10.42%	15.25%	15.68%		
<b>Peer Category: Morningstar India Insurance Mid-Cap Category*</b>			6.30%	14.01%	28.30%	13.66%	8.48%	13.38%	16.16%		
<b>Index Linked Nifty Fund</b>  <b>Blue Chip Equity Fund</b> ULIF06026/10/06BLUECHIPEQ116	To provide capital appreciation through investment in equities forming part of the National Stock Exchange NIFTY.		6.63%	12.16%	22.84%	13.20%	12.14%	13.18%	12.02%	9.81%	01-Nov-10
<b>Benchmark index: Nifty 50 Index</b>			5.63%	11.15%	22.41%	11.37%	10.97%	12.64%	11.78%		
<b>Peer Category: Morningstar India Insurance Large-Cap Category*</b>			6.91%	11.71%	22.45%	11.89%	10.12%	12.23%	12.59%		
<b>Cash Fund</b>  <b>Liquid Fund</b> ULIF02510/07/06LIQUIDFUND116	To have a Fund that protects the invested capital through investments in liquid money market and short-term instruments like commercial papers, certificate of deposits, money market mutual funds, and bank FDs etc.		4.88%	3.76%	3.56%	3.92%	2.53%	3.56%	4.98%	6.45%	10-Jul-06
<b>Benchmark index: Crisil Liquid Fund Index</b>			6.08%	4.89%	4.58%	4.99%	5.52%	5.93%	6.78%		
<b>Peer Category: Morningstar India Insurance Ultra Short Duration Category*</b>			4.64%	3.68%	3.58%	4.02%	4.04%	4.64%	5.65%		
<b>Debt Fund</b>  <b>Bond Fund</b> ULIF02610/07/06BONDFUND116	To provide accumulation of income through investment in high quality fixed income securities like G-Secs, and corporate debt rated AA and above.		5.56%	3.73%	4.24%	5.94%	6.31%	6.42%	7.08%	8.00%	10-Jul-06
<b>Benchmark index: Crisil Composite Bond Fund Index</b>			6.15%	4.38%	5.51%	7.45%	7.57%	7.36%	7.72%		
<b>Peer Category: Morningstar India Insurance Medium to Long Duration Category*</b>			5.34%	3.81%	4.46%	6.19%	6.53%	6.46%	6.96%		

The above information is as on 28<sup>th</sup> April 2023

\*Source: Morningstar. Morningstar India Insurance category return is average return of all ULIP funds in the respective Morningstar Category.

**Disclaimer:** © 2021 Morningstar. All Rights Reserved. The Morningstar name and logo are registered marks of Morningstar, Inc. The information, data, analyses and opinions ("Information") contained herein: (1) include the proprietary information of Morningstar and its content providers; (2) may not be copied or redistributed except as specifically authorized; (3) do not constitute investment advice; (4) are provided solely for informational purposes; (5) are not warranted to be complete, accurate or timely; and (6) may be drawn from fund data published on various dates and procured from various sources. Morningstar, its affiliates, and its officers, directors and employees shall not be liable for any trading decision, damage or any other loss arising from using the Information. Please verify all of the Information before using it and do not make any investment decision, except upon the advice of a professional financial adviser. Past performance is no guarantee of future results. The value and income derived from investments may go down as well as up.