

INVESTMENT'Z INSIGHT

Monthly Investment Update April 2022

Index

EQUITY FUNDS

Accelerator Mid-Cap Fund	1
Equity Growth Fund	2
Equity Index Fund II	3
Pure Stock Fund	4
Premier Equity Growth Fund	5
Equity Growth Fund II.	6
Accelerator Mid-Cap Pension Fund	7
Accelerator Mid-Cap Fund II	8
Equity Growth Pension Fund	9
Equity Index Pension Fund II	10
Pure Stock Pension Fund	11
Equity Fund	12
Equity Gain Fund	13
Equity Index Fund.	14
Equity Index Pension Fund.	15
Equity Mid-Cap Fund	16
Equity Mid-Cap Plus Fund	17
Equity Plus Fund	18
Equity Plus Pension Fund.	19
Premier Equity Fund.	20
Premier Equity Gain Fund	21
Pure Equity Fund	22
Blue Chip Equity Fund	23
Pure Stock Fund II.	24

HYBRID FUNDS

Asset Allocation Fund.	25
Asset Allocation Pension Fund	27
Asset Allocation Fund II	28

DEBT FUNDS

Bond Fund.	30
Bond Pension Fund	31
Debt Fund	32
Debt Plus Fund	33
Debt Plus Pension Fund	34
Life Long Gain Fund	35

LIQUID FUNDS

Liquid Fund	36
Cash Fund	37
Cash Plus Fund	38
Cash Plus Pension Fund	39

GUARANTEE FUNDS

Max Gain Fund II.	40
Shield Plus Fund II	41

Index

GUARANTEE FUNDS	
Assured Return Fund	42
Guaranteed Bond Fund	43
Shield Plus Fund- IV	44
Pension Builder Fund	45
Balanced Equity Fund	46
Builder Bond Fund	47
DISCONTINUED FUNDS	
Discontinued Pension Policy Fund	48
Discontinued Life Policy Fund	49

Fund Performance Summary

ASSET PROFILE

Asset Class	Asset Allocation Funds	Cash Funds	Debt Funds	Equity Funds Large Cap	Equity Funds Mid Cap	Index Funds	Ethical Funds
Equity ETF	1.06%	0.00%	0.00%	11.45%	6.34%	0.00%	8.15%
Equity Shares	64.62%	0.00%	0.00%	86.27%	86.90%	99.12%	82.24%
Money Market Instruments	2.21%	100.00%	8.26%	2.27%	6.77%	0.88%	9.61%
Fixed Deposits	0.00%	0.00%	0.00%	0.00%	0.00%	0.00%	0.00%
Bond and Debentures	5.79%	0.00%	31.42%	0.00%	0.00%	0.00%	0.00%
Govt Securities	26.32%	0.00%	60.32%	0.00%	0.00%	0.00%	0.00%
Grand Total	100.00%	100.00%	100.00%	100.00%	100.00%	100.00%	100.00%

FUND PERFORMANCE SUMMARY

Type	FUND NAMES	SFIN Code	AUM in CR	Absolute Return					CAGR Return							Returns since Inception CAGR	Inception Date
				1 Month	3 Month	6 Month	1 Year	2 Year	3 Year	4 Year	5 Year	7 Year	10 Year				
Asset Allocation Fund	Asset Allocation Fund	ULIF04528/09/07ASSETALLOCI116	806.4	-1.80%	-1.52%	-2.32%	12.21%	19.00%	9.69%	8.19%	8.86%	8.56%	11.19%	9.77%	01-Oct-07		
Asset Allocation Fund	Asset Allocation Fund II	ULIF07205/12/13ASSETALL02116	314.1	-1.71%	-1.60%	-2.32%	12.25%	18.36%	10.58%	8.82%	9.39%	9.01%	-	10.68%	31-Mar-14		
Asset Allocation Fund	Asset Allocation Pension Fund	ULIF04628/01/08ASALLOCPEN116	50.3	-1.77%	-1.69%	-2.54%	12.32%	18.84%	9.98%	8.59%	9.25%	8.88%	11.68%	9.88%	27-Jan-08		
	CRISIL Balanced Fund – Aggressive Index			-1.67%	-0.87%	-1.95%	11.93%	22.13%	12.37%	11.50%	11.47%	10.44%	11.43%				
Cash Fund	Cash Fund	ULIF00215/01/04CASHFUNDLI116	27.7	0.08%	0.24%	0.50%	0.99%	1.09%	1.81%	2.57%	2.80%	3.61%	4.60%	5.22%	15-Jan-04		
Cash Fund	Cash Plus Fund	ULIF01023/07/04CASHPLUSFU116	50.6	0.25%	0.74%	1.47%	2.89%	3.26%	3.89%	4.64%	4.85%	5.68%	6.63%	7.21%	23-Jul-04		
Cash Fund	Cash Plus Pension Fund	ULIF01618/11/04CASHPLUPEN116	5.7	0.22%	0.68%	1.41%	2.84%	3.13%	3.80%	4.47%	4.70%	5.53%	6.54%	7.34%	18-Nov-04		
Cash Fund	Liquid Fund	ULIF02510/07/06LIQUIDFUND116	428.8	0.23%	0.69%	1.36%	2.63%	2.91%	3.60%	1.95%	2.63%	3.98%	5.37%	6.55%	10-Jul-06		
	Crissil Liquid Fund Index			0.31%	0.95%	1.92%	3.70%	3.83%	4.63%	5.37%	5.67%	6.19%	6.98%				
Debt Fund	Debt Fund	ULIF00415/01/04DEBTFUNDLI116	39.2	-1.33%	-1.23%	-1.53%	-0.55%	1.38%	3.63%	4.19%	3.66%	4.51%	5.69%	5.58%	15-Jan-04		
Debt Fund	Debt Plus Fund	ULIF00923/07/04DEBTPLUSFU116	54.9	-1.21%	-0.67%	-0.44%	1.54%	3.47%	5.69%	6.30%	5.84%	6.36%	7.51%	7.52%	23-Jul-04		
Debt Fund	Debt Plus Pension Fund	ULIF01518/11/04DEBTPLUPEN116	4.2	-1.26%	-0.81%	-0.59%	1.70%	3.38%	5.70%	6.38%	5.83%	6.88%	7.94%	8.14%	18-Nov-04		
Debt Fund	Life Long Gain Fund	ULIF01123/07/04LIFELOGAIN116	10.7	-1.35%	-1.15%	-1.48%	-0.02%	1.83%	4.18%	4.78%	4.09%	4.85%	5.58%	5.02%	23-Jul-04		
Debt Fund	Bond Fund	ULIF02610/07/06BONDFUNDLI116	1,826.6	-1.15%	-0.58%	-0.27%	1.92%	3.58%	6.06%	6.50%	5.91%	6.79%	7.78%	8.16%	10-Jul-06		
Debt Fund	Bond Pension Fund	ULIF03524/07/06BONDPENFUN116	21.9	-1.20%	-0.69%	-0.33%	1.66%	3.40%	5.55%	6.05%	5.49%	5.98%	7.26%	8.03%	24-Jul-06		
	Crissil Composite Bond Fund Index			-0.97%	-0.02%	0.22%	2.61%	5.18%	7.87%	7.92%	7.07%	7.77%	8.17%				
Large Cap Fund	Equity Gain Fund	ULIF00523/07/04EQGAINFUND116	399.0	-3.05%	-2.87%	-4.88%	13.21%	26.79%	11.03%	8.56%	10.12%	9.27%	12.90%	14.74%	23-Jul-04		
Large Cap Fund	Equity Plus Fund	ULIF00723/07/04EQPLUSFUND116	607.3	-2.70%	-2.19%	-3.91%	15.20%	28.70%	12.72%	10.21%	11.74%	11.09%	14.11%	15.97%	23-Jul-04		
Large Cap Fund	Equity Plus Pension Fund	ULIF01218/11/04EQUPLUSPEN116	27.7	-2.77%	-2.07%	-3.62%	15.51%	29.20%	13.08%	10.45%	11.99%	11.04%	14.24%	16.75%	18-Nov-04		
Large Cap Fund	Premier Equity Gain Fund	ULIF02217/12/05PREREQGAIN116	27.9	-2.75%	-2.31%	-4.04%	14.00%	26.86%	11.88%	9.31%	10.89%	10.02%	13.22%	13.08%	17-Dec-05		
Large Cap Fund	Equity Growth Fund	ULIF02924/07/06EQGROWFUND116	2,687.2	-2.78%	-2.35%	-3.93%	14.97%	28.18%	12.06%	9.86%	11.36%	10.51%	13.74%	12.04%	24-Jul-06		
Large Cap Fund	Equity Growth Fund II	ULIF05106/01/10EQTGROWFUND2116	3,780.3	-2.62%	-2.22%	-3.65%	15.45%	29.32%	13.60%	11.08%	12.54%	11.57%	14.78%	13.85%	06-Jan-10		
Large Cap Fund	Premier Equity Growth Fund	ULIF03824/07/06PREMEQGROW116	10.1	-2.98%	-2.79%	-4.66%	13.48%	26.38%	11.05%	8.52%	10.13%	9.39%	12.52%	11.37%	24-Jul-06		
Large Cap Fund	Equity Growth Pension Fund	ULIF03624/07/06EQTYGROPEN116	70.4	-2.73%	-2.21%	-3.64%	15.53%	28.88%	12.98%	10.28%	11.95%	11.09%	14.31%	13.17%	24-Jul-06		
	Nifty 50 Index			-2.07%	-1.37%	-3.22%	16.89%	31.75%	13.33%	12.34%	12.93%	11.10%	12.54%				
Mid Cap Fund	Equity Midcap Fund	ULIF01709/03/05EQUIMIDFUND116	67.8	-1.30%	-1.06%	-0.93%	19.63%	33.22%	10.78%	4.86%	7.29%	9.76%	11.94%	13.55%	09-Mar-05		
Mid Cap Fund	Equity Midcap Plus Fund	ULIF01809/03/05EQUIMIDPLUS116	129.1	-1.16%	-0.50%	0.13%	21.85%	35.38%	12.68%	6.60%	8.90%	11.40%	13.90%	16.31%	09-Mar-05		
Mid Cap Fund	Accelerator Mid Cap Fund	ULIF03124/07/06ACCEMIDCAP116	460.8	-1.20%	-0.60%	-0.15%	21.09%	36.18%	13.42%	6.85%	9.07%	11.99%	15.03%	14.27%	24-Jul-06		
Mid Cap Fund	Accelerator Mid Cap Fund II	ULIF05206/01/10ACCMIDCA02116	4,380.9	-0.41%	-2.35%	-3.62%	18.62%	36.11%	13.95%	7.79%	9.99%	12.74%	15.74%	13.70%	06-Jan-10		
Mid Cap Fund	Accelerator Midcap Pension Fund	ULIF03324/07/06ACCEMIDPEN116	38.7	-1.25%	-0.58%	0.05%	22.37%	36.95%	13.07%	6.95%	9.13%	11.82%	15.29%	14.82%	24-Jul-06		
	Nifty Midcap 50 Index			-0.18%	-2.70%	-4.05%	21.47%	48.22%	18.88%	10.59%	11.87%	13.98%	13.98%				
Index Fund	Equity Fund	ULIF00315/01/04EQUITYFUND116	189.4	-1.35%	-0.91%	-1.89%	16.91%	30.17%	13.85%	12.01%	12.16%	10.16%	11.55%	11.25%	15-Jan-04		
Index Fund	Equity Index Fund	ULIF00623/07/04EQINDEXFUND116	100.2	-1.31%	-0.60%	-1.41%	18.31%	31.98%	15.60%	13.71%	13.84%	11.80%	13.15%	14.35%	23-Jul-04		
Index Fund	Equity Index Pension Fund	ULIF01318/11/04EQINDEXPEN116	4.8	-1.44%	-0.75%	-1.43%	18.33%	32.08%	15.77%	13.84%	13.94%	11.88%	13.27%	13.90%	18-Nov-04		
Index Fund	Premier Equity Fund	ULIF02117/12/05PRMREQFUND116	12.5	-1.35%	-1.11%	-2.19%	16.58%	30.19%	13.79%	11.79%	11.99%	10.02%	11.51%	10.54%	17-Dec-05		
Index Fund	Equity Index Fund II	ULIF03024/07/06EQTYINDX02116	1,989.5	-1.73%	-0.81%	-1.91%	17.06%	31.76%	14.70%	12.79%	12.96%	10.95%	12.26%	11.23%	24-Jul-06		
Index Fund	Equity Index Pension Fund II	ULIF03724/07/06EQINDPEN02116	117.0	-1.36%	-0.50%	-1.44%	17.39%	31.83%	15.79%	13.85%	13.93%	11.77%	13.02%	11.56%	24-Jul-06		
Index Fund	Blue Chip Equity Fund	ULIF06026/10/10BLUECHIEPEQ116	783.5	-1.51%	-0.58%	-1.57%	17.90%	31.82%	15.47%	13.55%	13.69%	11.59%	12.76%	10.09%	01-Nov-10		
	Nifty 50 Index			-2.07%	-1.37%	-3.22%	16.89%	31.75%	13.33%	12.34%	12.93%	11.10%	12.54%				
Ethical Fund	Pure Equity Fund	ULIF02017/12/05PUREEQFUND116	46.0	-1.76%	-0.97%	-2.96%	17.07%	31.50%	16.15%	11.58%	12.61%	11.78%	15.68%	15.09%	17-Dec-05		
Ethical Fund	Pure Stock Fund	ULIF02721/07/06PURESTKFUN116	4,066.4	-1.77%	-0.70%	-1.98%	15.95%	29.49%	15.59%	11.54%	12.78%	11.96%	16.10%	15.44%	21-Jul-06		
Ethical Fund	Pure Stock Fund II	ULIF07709/01/17PURSTKFUN2116	3,041.7	-1.64%	-0.98%	-2.37%	15.01%	28.95%	13.93%	10.51%	-	-	-	11.32%	05-Jun-17		
Ethical Fund	Pure Stock Pension Fund	ULIF04717/04/08PURESTKPEN116	8.8	1.25%	-1.93%	-5.32%	5.76%	18.24%	10.71%	7.15%	9.12%	8.40%	13.66%	13.97%	17-Apr-08		
	Nifty 50 Index			-2.07%	-1.37%	-3.22%	16.89%	31.75%	13.33%	12.34%	12.93%	11.10%	12.54%				
Others	Assured Return Fund	ULIF06127/01/11ASSRDRETRN116	15.0	-1.57%	-1.13%	-0.57%	1.89%	3.07%	4.82%	5.53%	5.23%	6.05%	6.87%	6.81%	28-Jan-11		
Others	Balanced Equity Fund	ULIF07413/05/15BALEQTYFND116	7.8	-0.93%	-0.65%	-0.30%	7.65%	8.79%	8.05%	7.80%	7.03%	-	-	7.79%	08-Mar-16		
Others	Builder Bond Fund	ULIF07313/05/15BLDRBNDFND116	76.3	-1.56%	-1.28%	-1.04%	0.89%	2.88%	5.58%	6.11%	5.39%	-	-	5.84%	08-Mar-16		
Others	Discontinue Pension Policy Fund	ULIF07126/03/13DISCONPENS116	59.8	0.25%	0.78%	1.67%	3.20%	3.26%	3.90%	4.44%	4.68%	-	-	4.61%	09-Sep-15		
Others	Discontinued Life Policy Fund	ULIF07026/03/13DISCONLIFE116	1,699.7	0.27%	0.81%	1.66%	3.32%	3.31%	3.93%	4.12%	4.43%	4.93%	-	4.87%	28-Jan-15		
Others	Guaranteed Bond Fund	ULIF06322/09/11GTBONDFUND116	1.5	0.13%	0.67%	1.75%	4.00%	4.69%	5.99%	6.53%	6.32%	6.97%	7.67%	7.68%	05-Dec-11		

FUND PERFORMANCE SUMMARY

[illegible]

April 2022

Accelerator Mid-Cap Fund

Fund Objective

To achieve capital appreciation by investing in a diversified basket of mid cap stocks and large cap stocks.

Portfolio Allocation

	Stated (%)	Actual (%)
Equity (Net)*	60 - 100	87.19
-Large Cap Stocks		38.53
-Mid Cap Stocks		61.47
Bank deposits and money market instruments	0 - 40	12.37
Net Current Assets*		0.44
Total		100.00

*Net current asset represents net of receivables and payables for investments held.

* Minimum 50% allocation to mid cap stocks

* Market-cap exposure is based on equity exposure re-scaled to 100%

Portfolio

Company/Issuer	Sector/Rating	Exposure (%)
Equity		87.19%
Varun Beverages Limited	Manufacture of Beverages	3.12%
Indian Hotels Co Ltd	Accommodation	2.62%
Persistent Systems Limited	Computer Programming, Consultancy and Related Activities	2.50%
Can Fin Homes Limited	Financial Service Activities, Except Insurance and Pension Funding	2.24%
ABB India Ltd	Manufacture of Electrical Equipment	2.17%
Shriram Transport Finance Company Ltd	Financial Service Activities, Except Insurance and Pension Funding	2.01%
Schaeffler India Limited	Manufacture of Machinery and Equipment N.E.C.	1.99%
Kotak Mahindra Bank Ltd	Financial Service Activities, Except Insurance and Pension Funding	1.90%
Tata Steel Ltd	Manufacture of Basic Metals	1.83%
Ipca Laboratories Ltd	Manufacture of Pharmaceuticals, Medicinal Chemical and Botanical Products	1.80%
Others		65.01%
Money Market, Deposits & Other		12.81%
Total		100.00%

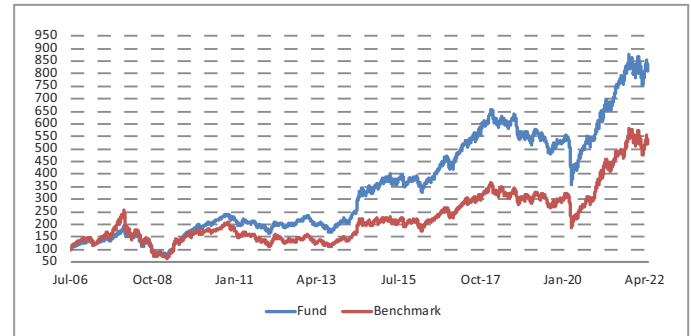
Fund Details

Description	
SFIN Number	ULIF03124/07/06ACCEMIDCAP116
Launch Date	24-Jul-06
Face Value	10
Risk Profile	Very High
Benchmark	NIFTY Midcap 50 Index
CIO	Sampath Reddy
Fund Manager Name	Anshul Mishra
Number of funds managed by fund manager:	
Equity	4
Debt	-
Hybrid	5
NAV as on 29-April-2022	82.0274
AUM (Rs. Cr)	460.78
Equity (Rs. Cr)	401.77
Debt (Rs. Cr)	57.00
Net current asset (Rs. Cr)	2.01

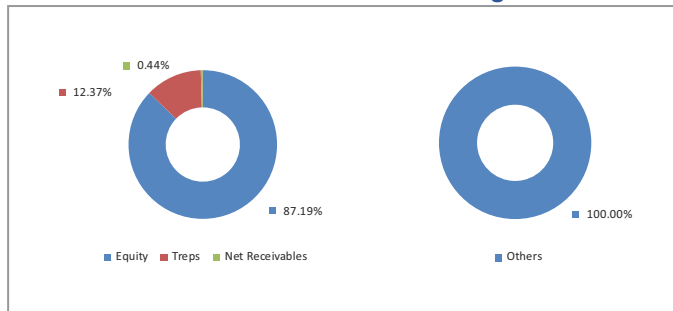
Quantitative Indicators

Modified Duration in Years	3.95
Average Maturity in Years	3.95
Yield to Maturity in %	3.95%

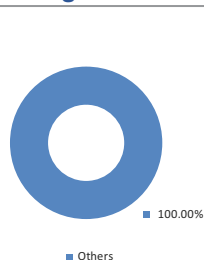
Growth of Rs. 100



Asset Class

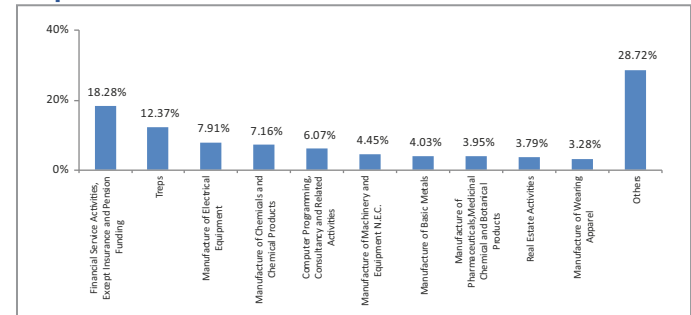


Rating Profile



*Others includes Equity, Treps, Net receivable/payable and FD

Top 10 Sectors



Note : 'Financial & insurance activities' sector includes exposure to 'Fixed Deposits' & 'Certificate of Deposits'.

Performance

Period	1 Month	6 Months	1 Year	2 Years	3 Years	4 Years	5 Years	7 Years	10 Years	Inception
Fund	-1.20%	-0.15%	21.09%	36.18%	13.42%	6.85%	9.07%	11.99%	15.03%	14.27%
Benchmark	-0.18%	-4.05%	21.47%	48.22%	18.88%	10.59%	11.87%	13.98%	13.98%	11.08%

Returns less than or equal to 1 year are absolute. Returns greater than 1 year are compounded annualised growth rate (CAGR). Past performance is not indicative of future performance

April 2022

Equity Growth Fund

Fund Objective

To provide capital appreciation through investment in select equity stocks those have the potential for capital appreciation.

Portfolio Allocation

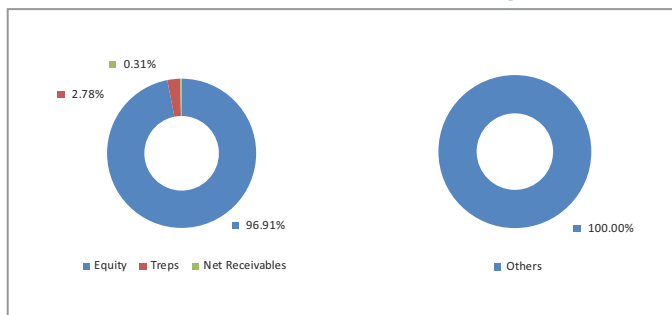
	Stated (%)	Actual (%)
Equity	60 - 100	96.91
Bank deposits and money market instruments	0 - 40	2.78
Net Current Assets*		0.31
Total		100.00

*Net current asset represents net of receivables and payables for investments held.

Portfolio

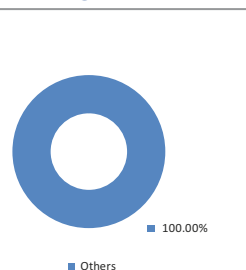
Company/Issuer	Sector/Rating	Exposure (%)
Equity		96.91%
Reliance Industries Ltd	Manufacture of Coke and Refined Petroleum Products	9.30%
Infosys Ltd	Computer Programming, Consultancy and Related Activities	8.08%
ICICI Bank Ltd	Financial Service Activities, Except Insurance and Pension Funding	6.54%
NIPPON INDIA ETF BANK BEES	Equity ETF	6.39%
HDFC Bank Ltd	Financial Service Activities, Except Insurance and Pension Funding	5.66%
Larsen & Toubro Ltd	Civil Engineering Infrastructure	3.49%
ITC Ltd	Manufacture of Tobacco Products	3.43%
Hindustan Unilever Ltd	Manufacture of Chemicals and Chemical Products	3.04%
Housing Development Finance Corporation Ltd	Financial Service Activities, Except Insurance and Pension Funding	2.93%
Axis Bank Ltd	Financial Service Activities, Except Insurance and Pension Funding	2.80%
Others		45.25%
Money Market, Deposits & Other		3.09%
Total		100.00%

Asset Class



*Others includes Equity, Treps, Net receivable/payable and FD

Rating Profile



Performance

Period	1 Month	6 Months	1 Year	2 Years	3 Years	4 Years	5 Years	7 Years	10 Years	Inception
Fund	-2.78%	-3.93%	14.97%	28.18%	12.06%	9.86%	11.36%	10.51%	13.74%	12.04%
Benchmark	-2.07%	-3.22%	16.89%	31.75%	13.33%	12.34%	12.93%	11.10%	12.54%	11.70%

Returns less than or equal to 1 year are absolute. Returns greater than 1 year are compounded annualised growth rate (CAGR). Past performance is not indicative of future performance

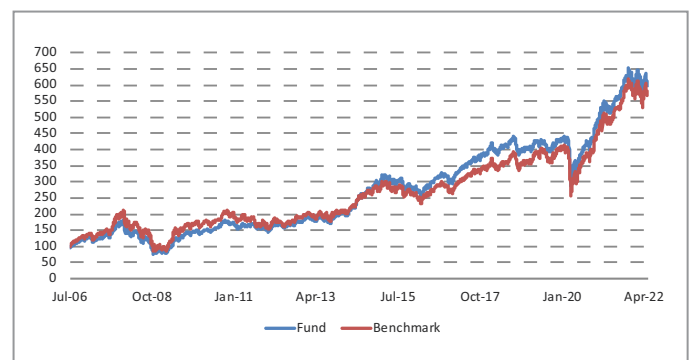
Fund Details

Description	
SFIN Number	ULIF02924/07/06EQGROWFUND116
Launch Date	24-Jul-06
Face Value	10
Risk Profile	Very High
Benchmark	Nifty 50 Index
CIO	Sampath Reddy
Fund Manager Name	Reshma Banda
Number of funds managed by fund manager:	
Equity	22
Debt	-
Hybrid	7
NAV as on 29-April-2022	60.1235
AUM (Rs. Cr)	2687.19
Equity (Rs. Cr)	2604.21
Debt (Rs. Cr)	74.69
Net current asset (Rs. Cr)	8.29

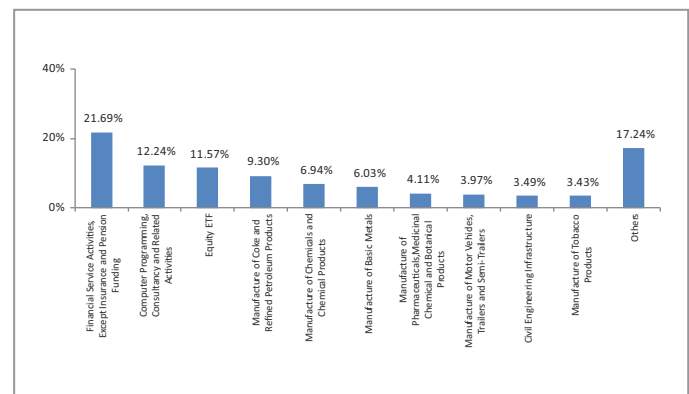
Quantitative Indicators

Modified Duration in Years	3.95
Average Maturity in Years	3.95
Yield to Maturity in %	3.95%

Growth of Rs. 100



Top 10 Sectors



Note : 'Financial & insurance activities' sector includes exposure to 'Fixed Deposits' & 'Certificate of Deposits'.

April 2022

Equity Index Fund II

Fund Objective

To provide capital appreciation through investment in equities forming part of National Stock Exchange NIFTY.

Portfolio Allocation

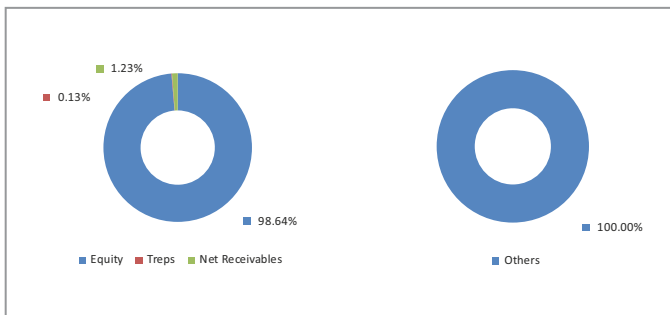
	Stated (%)	Actual (%)
Equity	60 - 100	98.64
Bank deposits and money market instruments	0 - 40	0.13
Net Current Assets*		1.23
Total		100.00

*Net current asset represents net of receivables and payables for investments held.

Portfolio

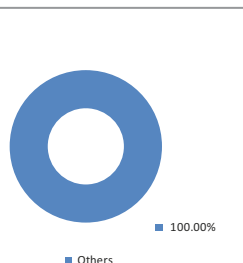
Company/Issuer	Sector/Rating	Exposure (%)
Equity		98.64%
Reliance Industries Ltd	Manufacture of Coke and Refined Petroleum Products	9.49%
HDFC Bank Ltd	Financial Service Activities, Except Insurance and Pension Funding	7.76%
Infosys Ltd	Computer Programming, Consultancy and Related Activities	7.68%
Asian Paints Ltd	Manufacture of Chemicals and Chemical Products	4.93%
ITC Ltd	Manufacture of Tobacco Products	4.36%
Larsen & Toubro Ltd	Civil Engineering Infrastructure	4.29%
ICICI Bank Ltd	Financial Service Activities, Except Insurance and Pension Funding	3.93%
Bharti Airtel Ltd	Telecommunications Infrastructure	3.83%
Hindustan Unilever Ltd	Manufacture of Chemicals and Chemical Products	3.39%
Housing Development Finance Corporation Ltd	Financial Service Activities, Except Insurance and Pension Funding	3.15%
Others		45.83%
Money Market, Deposits & Other		1.36%
Total		100.00%

Asset Class



*Others includes Equity, Treps, Net receivable/payable and FD

Rating Profile



Performance

Period	1 Month	6 Months	1 Year	2 Years	3 Years	4 Years	5 Years	7 Years	10 Years	Inception
Fund	-1.73%	-1.91%	17.06%	31.76%	14.70%	12.79%	12.96%	10.95%	12.26%	11.23%
Benchmark	-2.07%	-3.22%	16.89%	31.75%	13.33%	12.34%	12.93%	11.10%	12.54%	11.70%

Returns less than or equal to 1 year are absolute. Returns greater than 1 year are compounded annualised growth rate (CAGR). Past performance is not indicative of future performance

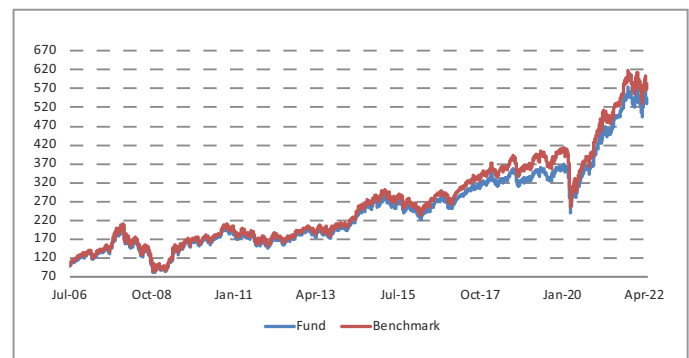
Fund Details

Description	
SFIN Number	ULIF03024/07/06EQTYINDX02116
Launch Date	24-Jul-06
Face Value	10
Risk Profile	High
Benchmark	Nifty 50 Index
CIO	Sampath Reddy
Fund Manager Name	Reshma Banda
Number of funds managed by fund manager:	
Equity	22
Debt	-
Hybrid	7
NAV as on 29-April-2022	53.5882
AUM (Rs. Cr)	1989.51
Equity (Rs. Cr)	1962.46
Debt (Rs. Cr)	2.54
Net current asset (Rs. Cr)	24.51

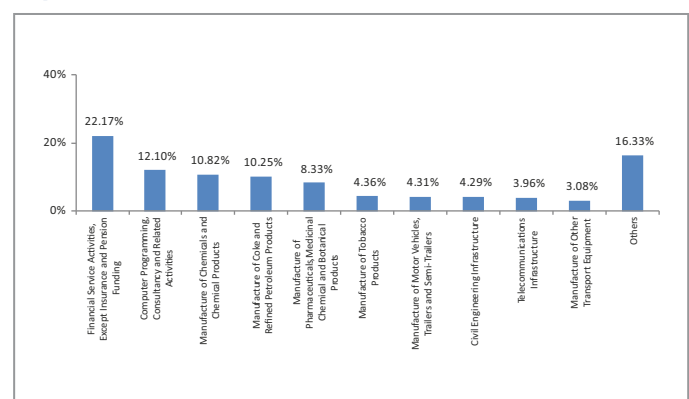
Quantitative Indicators

Modified Duration in Years	3.95
Average Maturity in Years	3.95
Yield to Maturity in %	3.95%

Growth of Rs. 100



Top 10 Sectors



Note : 'Financial & insurance activities' sector includes exposure to 'Fixed Deposits' & 'Certificate of Deposits'.

April 2022

Pure Stock Fund

Fund Objective

To specifically exclude companies dealing in gambling, contests, liquor, entertainment (films, TV etc.), hotels, banks and financial institutions.

Portfolio Allocation

	Stated (%)	Actual (%)
Equity	60 - 100	91.18
Government treasury bills (Non-interest bearing)	0 - 40	8.58
Net Current Assets*		0.24
Total		100.00

*Net current asset represents net of receivables and payables for investments held.

Portfolio

Company/Issuer	Sector/Rating	Exposure (%)
Equity		91.18%
Reliance Industries Ltd	Manufacture of Coke and Refined Petroleum Products	7.57%
Infosys Ltd	Computer Programming, Consultancy and Related Activities	5.97%
ICICI Prudential IT ETF	Equity ETF	5.80%
Tata Steel Ltd	Manufacture of Basic Metals	4.15%
Larsen & Toubro Ltd	Civil Engineering Infrastructure	3.36%
Bharti Airtel Ltd	Telecommunications Infrastructure	3.35%
Hindalco Industries Ltd	Manufacture of Basic Metals	3.14%
HCL Technologies Ltd	Computer Programming, Consultancy and Related Activities	2.70%
Sun Pharmaceuticals Industries Ltd	Manufacture of Pharmaceuticals, Medicinal Chemical and Botanical Products	2.55%
Nestle India Ltd	Manufacture of Food Products	2.25%
Dr Reddys Laboratories Ltd	Manufacture of Pharmaceuticals, Medicinal Chemical and Botanical Products	2.13%
TITAN COMPANY LIMITED	Other Manufacturing	2.11%
Tata Motors Ltd	Manufacture of Motor Vehicles, Trailers and Semi-Trailers	1.98%
Marico Ltd	Manufacture of Food Products	1.96%
Hindustan Unilever Ltd	Manufacture of Chemicals and Chemical Products	1.93%
Power Grid Corporation of India Ltd	Electricity, Gas, Steam and Air Conditioning Supply Infrastructure	1.90%
Ambuja Cements Ltd	Manufacture of Other Non-Metallic Mineral Products	1.67%
Godrej Consumer Products Ltd	Manufacture of Chemicals and Chemical Products	1.67%
Tech Mahindra Ltd	Computer Programming, Consultancy and Related Activities	1.63%
Maruti Suzuki India Ltd	Manufacture of Motor Vehicles, Trailers and Semi-Trailers	1.52%
Others		31.85%
Money Market, Deposits & Other		8.82%
Total		100.00%

Quantitative Indicators

Modified Duration in Years	0.27
Average Maturity in Years	0.27
Yield to Maturity in %	3.77%

Performance

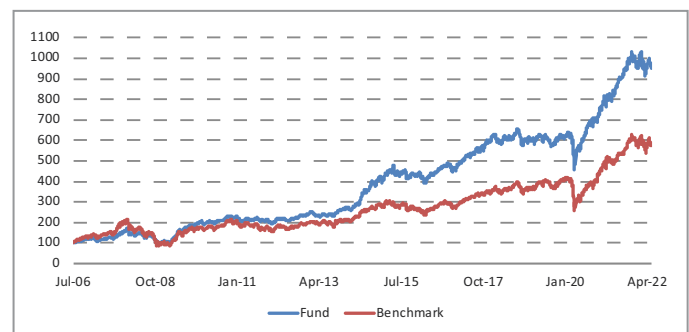
Period	1 Month	6 Months	1 Year	2 Years	3 Years	4 Years	5 Years	7 Years	10 Years	Inception
Fund	-1.77%	-1.98%	15.95%	29.49%	15.59%	11.54%	12.78%	11.96%	16.10%	15.44%
Benchmark	-2.07%	-3.22%	16.89%	31.75%	13.33%	12.34%	12.93%	11.10%	12.54%	11.79%

Returns less than or equal to 1 year are absolute. Returns greater than 1 year are compounded annualised growth rate (CAGR). Past performance is not indicative of future performance

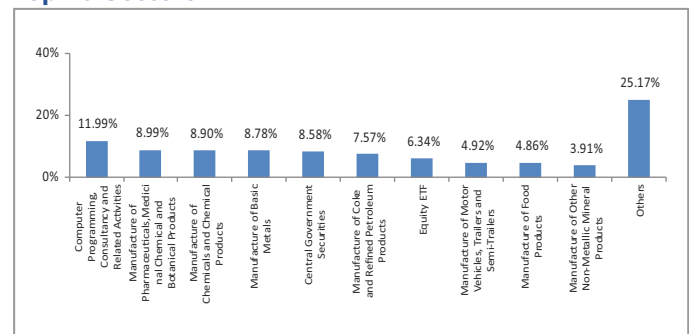
Fund Details

Description	
SFIN Number	ULIF02721/07/06PURESTKFUN116
Launch Date	21-Jul-06
Face Value	10
Risk Profile	Very High
Benchmark	Nifty 50 Index
CIO	Sampath Reddy
Fund Manager Name	Reshma Banda
Number of funds managed by fund manager:	
Equity	22
Debt	-
Hybrid	7
NAV as on 29-April-2022	96.4195
AUM (Rs. Cr)	4066.36
Equity (Rs. Cr)	3707.83
Debt (Rs. Cr)	348.82
Net current asset (Rs. Cr)	9.71

Growth of Rs. 100

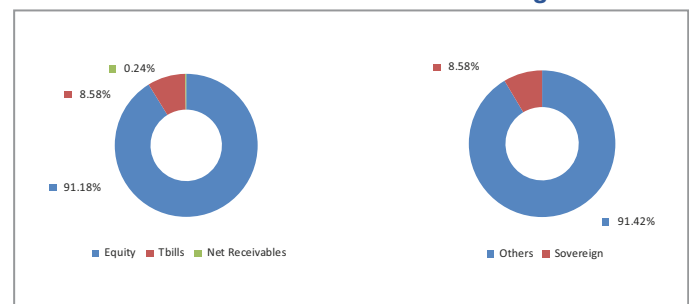


Top 10 Sectors

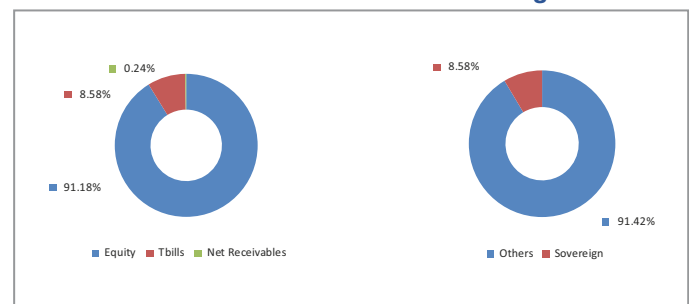


Note : 'Financial & insurance activities' sector includes exposure to 'Fixed Deposits' & 'Certificate of Deposits'.

Asset Class



Rating Profile



*Others includes Equity, Treps, Net receivable/payable and FD

April 2022

Premier Equity Growth Fund

Fund Objective

To provide capital appreciation through investment in selected equity stocks that have the potential for capital appreciation.

Portfolio Allocation

	Stated (%)	Actual (%)
Equity*	60 - 100	97.97
Bank deposits and money market instruments	0 - 40	1.58
Net Current Assets*		0.45
Total		100.00

*Net current asset represents net of receivables and payables for investments held.

*Including Share Warrants

Portfolio

Company/Issuer	Sector/Rating	Exposure (%)
Equity		97.97%
Reliance Industries Ltd	Manufacture of Coke and Refined Petroleum Products	9.50%
Infosys Ltd	Computer Programming, Consultancy and Related Activities	8.19%
ICICI Bank Ltd	Financial Service Activities, Except Insurance and Pension Funding	7.31%
HDFC Bank Ltd	Financial Service Activities, Except Insurance and Pension Funding	5.48%
NIPPON INDIA ETF BANK BEES	Equity ETF	4.96%
Larsen & Toubro Ltd	Civil Engineering Infrastructure	3.42%
ITC Ltd	Manufacture of Tobacco Products	3.39%
Housing Development Finance Corporation Ltd	Financial Service Activities, Except Insurance and Pension Funding	3.30%
Hindustan Unilever Ltd	Manufacture of Chemicals and Chemical Products	3.29%
ICICI PRUDENTIAL BANK ETF	Equity ETF	2.57%
Others		46.56%
Money Market, Deposits & Other		2.03%
Total		100.00%

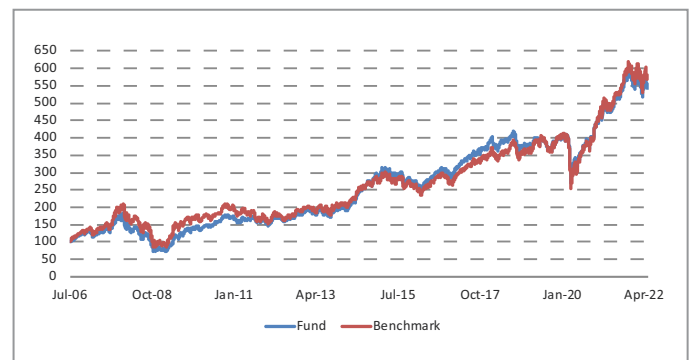
Fund Details

Description	
SFIN Number	ULIF03824/07/06PREMEQGROW116
Launch Date	24-Jul-06
Face Value	10
Risk Profile	Very High
Benchmark	Nifty 50 Index
CIO	Sampath Reddy
Fund Manager Name	Reshma Banda
Number of funds managed by fund manager:	
Equity	22
Debt	-
Hybrid	7
NAV as on 29-April-2022	54.6631
AUM (Rs. Cr)	10.11
Equity (Rs. Cr)	9.90
Debt (Rs. Cr)	0.16
Net current asset (Rs. Cr)	0.05

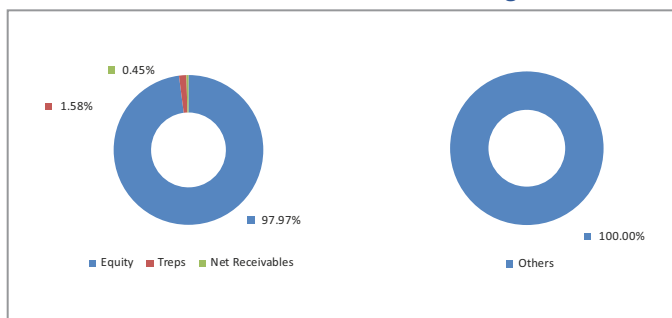
Quantitative Indicators

Modified Duration in Years	3.95
Average Maturity in Years	3.95
Yield to Maturity in %	3.95%

Growth of Rs. 100

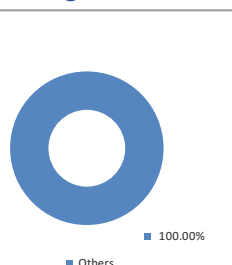


Asset Class

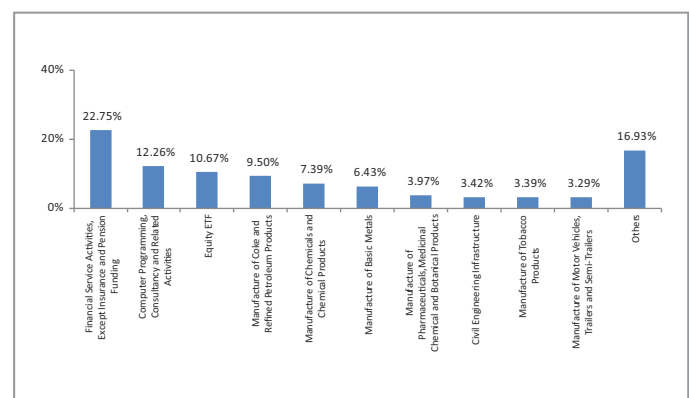


*Others includes Equity, Treps, Net receivable/payable and FD

Rating Profile



Top 10 Sectors



Note : 'Financial & insurance activities' sector includes exposure to 'Fixed Deposits' & 'Certificate of Deposits'.

Performance

Period	1 Month	6 Months	1 Year	2 Years	3 Years	4 Years	5 Years	7 Years	10 Years	Inception
Fund	-2.98%	-4.66%	13.48%	26.38%	11.05%	8.52%	10.13%	9.39%	12.52%	11.37%
Benchmark	-2.07%	-3.22%	16.89%	31.75%	13.33%	12.34%	12.93%	11.10%	12.54%	11.70%

Returns less than or equal to 1 year are absolute. Returns greater than 1 year are compounded annualised growth rate (CAGR). Past performance is not indicative of future performance

April 2022

Equity Growth Fund II

Fund Objective

To provide capital appreciation through investment in selected equity stocks that have the potential for capital appreciation.

Portfolio Allocation

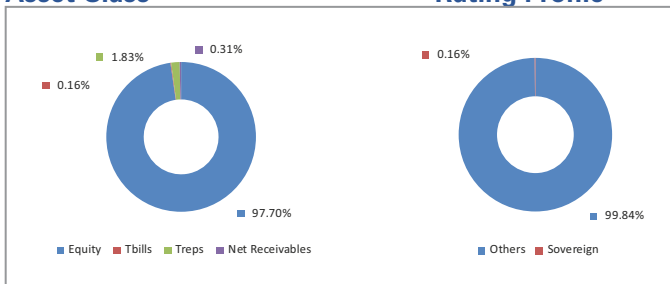
	Stated (%)	Actual (%)
Equity	60 - 100	97.70
Bank deposits and money market instruments	0 - 40	1.99
Net Current Assets*		0.31
Total		100.00

*Net current asset represents net of receivables and payables for investments held.

Portfolio

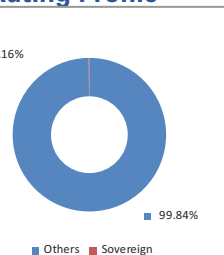
Company/Issuer	Sector/Rating	Exposure (%)
Equity		97.70%
Reliance Industries Ltd	Manufacture of Coke and Refined Petroleum Products	9.36%
Infosys Ltd	Computer Programming, Consultancy and Related Activities	7.78%
ICICI Bank Ltd	Financial Service Activities, Except Insurance and Pension Funding	6.59%
NIPPON INDIA ETF BANK BEES	Equity ETF	6.45%
HDFC Bank Ltd	Financial Service Activities, Except Insurance and Pension Funding	5.71%
Larsen & Toubro Ltd	Civil Engineering Infrastructure	3.52%
ITC Ltd	Manufacture of Tobacco Products	3.46%
Hindustan Unilever Ltd	Manufacture of Chemicals and Chemical Products	3.08%
Housing Development Finance Corporation Ltd	Financial Service Activities, Except Insurance and Pension Funding	2.94%
Axis Bank Ltd	Financial Service Activities, Except Insurance and Pension Funding	2.82%
Tata Steel Ltd	Manufacture of Basic Metals	2.11%
HCL Technologies Ltd	Computer Programming, Consultancy and Related Activities	2.02%
ICICI Prudential IT ETF	Equity ETF	1.76%
Hindalco Industries Ltd	Manufacture of Basic Metals	1.70%
Bharti Airtel Ltd	Telecommunications Infrastructure	1.65%
ICICI PRUDENTIAL BANK ETF	Equity ETF	1.63%
Tata Motors Ltd	Manufacture of Motor Vehicles, Trailers and Semi-Trailers	1.57%
JSW Steel Ltd	Manufacture of Basic Metals	1.51%
Procter & Gamble Hygiene and Health Care Ltd	Manufacture of Textiles	1.42%
Maruti Suzuki India Ltd	Manufacture of Motor Vehicles, Trailers and Semi-Trailers	1.34%
Others		29.28%
Money Market, Deposits & Other		2.30%
Total		100.00%

Asset Class



*Others includes Equity, Treps, Net receivable/payable and FD

Rating Profile



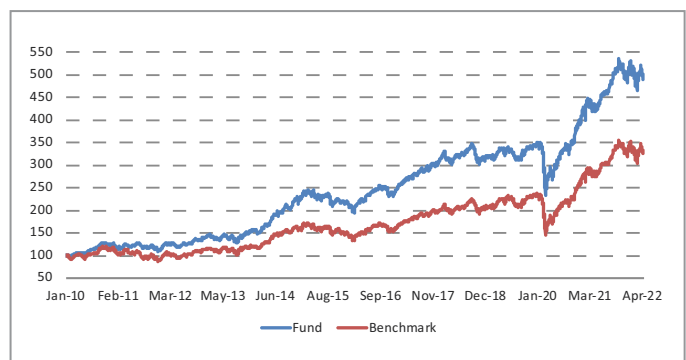
Fund Details

Description	
SFIN Number	ULIF05106/01/10EQTYGROW02116
Launch Date	06-Jan-10
Face Value	10
Risk Profile	Very High
Benchmark	Nifty 50 Index
CIO	Sampath Reddy
Fund Manager Name	Reshma Banda
Number of funds managed by fund manager:	
Equity	22
Debt	-
Hybrid	7
NAV as on 29-April-2022	49.4096
AUM (Rs. Cr)	3780.32
Equity (Rs. Cr)	3693.36
Debt (Rs. Cr)	75.06
Net current asset (Rs. Cr)	11.89

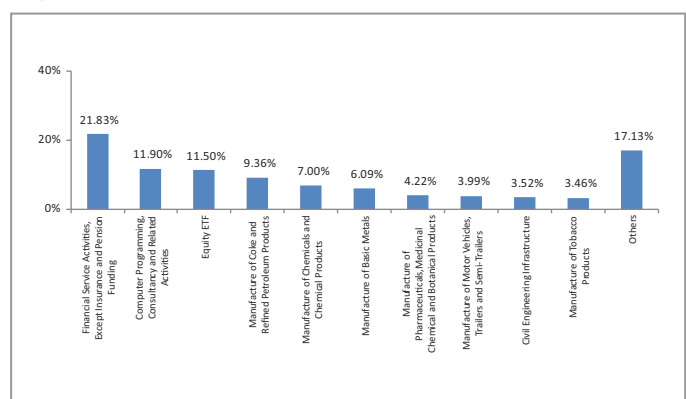
Quantitative Indicators

Modified Duration in Years	3.68
Average Maturity in Years	3.68
Yield to Maturity in %	3.94%

Growth of Rs. 100



Top 10 Sectors



Note : 'Financial & insurance activities' sector includes exposure to 'Fixed Deposits' & 'Certificate of Deposits'.

Performance

Period	1 Month	6 Months	1 Year	2 Years	3 Years	4 Years	5 Years	7 Years	10 Years	Inception
Fund	-2.62%	-3.65%	15.45%	29.32%	13.60%	11.08%	12.54%	11.57%	14.78%	13.85%
Benchmark	-2.07%	-3.22%	16.89%	31.75%	13.33%	12.34%	12.93%	11.10%	12.54%	10.01%

Returns less than or equal to 1 year are absolute. Returns greater than 1 year are compounded annualised growth rate (CAGR). Past performance is not indicative of future performance

April 2022

Accelerator Mid-Cap Pension Fund

Fund Objective

To achieve capital appreciation by investing in a diversified basket of mid cap stocks and large cap stocks.

Portfolio Allocation

	Stated (%)	Actual (%)
Equity (Net)*	60 - 100	89.76
-Large Cap Stocks		39.12
-Mid Cap Stocks		60.88
Bank deposits and money market instruments	0 - 40	9.75
Net Current Assets*		0.49
Total		100.00

*Net current asset represents net of receivables and payables for investments held.

* Minimum 50% allocation to mid cap stocks

* Market-cap exposure is based on equity exposure re-scaled to 100%

Portfolio

Company/Issuer	Sector/Rating	Exposure (%)
Equity		89.76%
Varun Beverages Limited	Manufacture of Beverages	2.92%
Indian Hotels Co Ltd	Accommodation	2.89%
Persistent Systems Limited	Computer Programming, Consultancy and Related Activities	2.76%
Can Fin Homes Limited	Financial Service Activities, Except Insurance and Pension Funding	2.27%
ABB India Ltd	Manufacture of Electrical Equipment	2.23%
Schaeffler India Limited	Manufacture of Machinery and Equipment N.E.C.	2.05%
Shriram Transport Finance Company Ltd	Financial Service Activities, Except Insurance and Pension Funding	2.03%
Kotak Mahindra Bank Ltd	Financial Service Activities, Except Insurance and Pension Funding	1.98%
Tata Steel Ltd	Manufacture of Basic Metals	1.90%
Ipca Laboratories Ltd	Manufacture of Pharmaceuticals, Medicinal Chemical and Botanical Products	1.85%
Others		66.90%
Money Market, Deposits & Other		10.24%
Total		100.00%

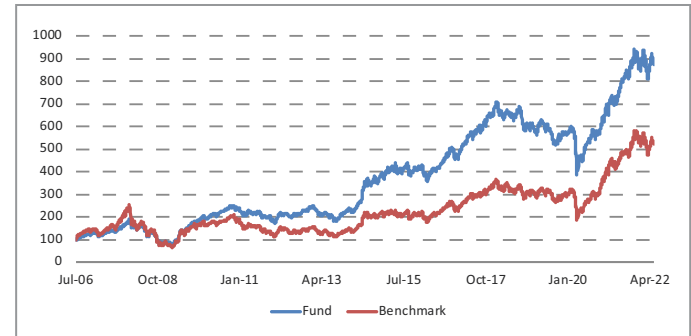
Fund Details

Description	
SFIN Number	ULIF03324/07/06ACCEMIDPEN116
Launch Date	24-Jul-06
Face Value	10
Risk Profile	Very High
Benchmark	NIFTY Midcap 50 Index
CIO	Sampath Reddy
Fund Manager Name	Anshul Mishra
Number of funds managed by fund manager:	
Equity	4
Debt	-
Hybrid	5
NAV as on 29-April-2022	88.5001
AUM (Rs. Cr)	38.66
Equity (Rs. Cr)	34.70
Debt (Rs. Cr)	3.77
Net current asset (Rs. Cr)	0.19

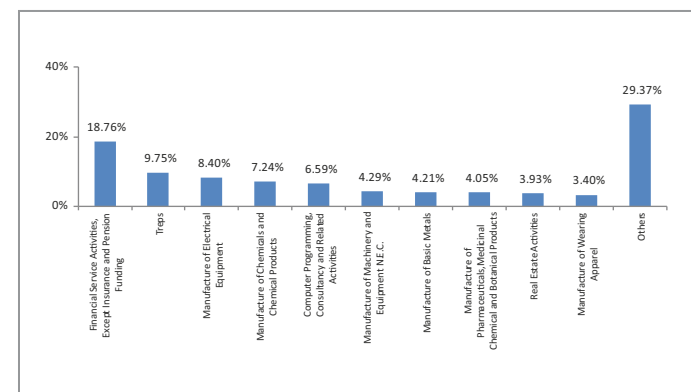
Quantitative Indicators

Modified Duration in Years	3.95
Average Maturity in Years	3.95
Yield to Maturity in %	3.95%

Growth of Rs. 100



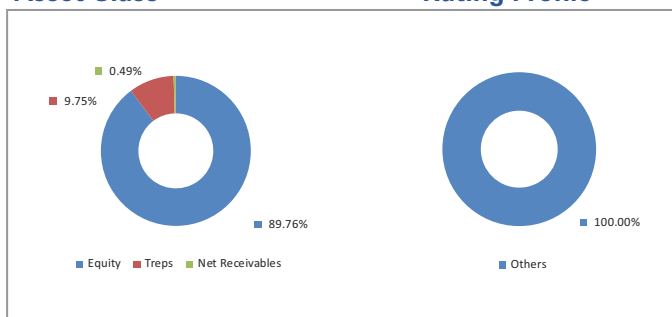
Top 10 Sectors



Note : 'Financial & insurance activities' sector includes exposure to 'Fixed Deposits' & 'Certificate of Deposits'.

Asset Class

Rating Profile



*Others includes Equity, Treps, Net receivable/payable and FD

Performance

Period	1 Month	6 Months	1 Year	2 Years	3 Years	4 Years	5 Years	7 Years	10 Years	Inception
Fund	-1.25%	0.05%	22.37%	36.95%	13.07%	6.95%	9.13%	11.82%	15.29%	14.82%
Benchmark	-0.18%	-4.05%	21.47%	48.22%	18.88%	10.59%	11.87%	13.98%	13.98%	11.08%

Returns less than or equal to 1 year are absolute. Returns greater than 1 year are compounded annualised growth rate (CAGR). Past performance is not indicative of future performance

April 2022

Accelerator Mid-Cap Fund II

Fund Objective

To achieve capital appreciation by investing in a diversified basket of mid cap stocks and large cap stocks.

Portfolio Allocation

	Stated (%)	Actual (%)
Equity (Net)*	60 - 100	93.23
-Large Cap Stocks		30.29
-Mid Cap Stocks		69.71
Bank deposits and money market instruments	0 - 40	5.77
Net Current Assets*		1.00
Total		100.00

*Net current asset represents net of receivables and payables for investments held.

* Minimum 50% allocation to mid cap stocks

* Market-cap exposure is based on equity exposure re-scaled to 100%

Portfolio

Company/Issuer	Sector/Rating	Exposure (%)
Equity		93.23%
Housing Development Finance Corporation Ltd	Financial Service Activities, Except Insurance and Pension Funding	2.75%
MRF Ltd	Manufacture of Rubber and Plastics Products	2.59%
Crompton Greaves Consumer Electricals Limited	Manufacture of Electrical Equipment	2.53%
ICICI PRUDENTIAL BANK ETF	Equity ETF	2.51%
HCL Technologies Ltd	Computer Programming, Consultancy and Related Activities	2.27%
BASF India Ltd	Manufacture of Chemicals and Chemical Products	2.27%
The Ramco Cements Ltd	Manufacture of Other Non-Metallic Mineral Products	2.24%
Balkrishna Industries Ltd	Manufacture of Rubber and Plastics Products	2.03%
Tata Steel Ltd	Manufacture of Basic Metals	1.98%
Zee Entertainment Enterprises Ltd	Broadcasting and Programming Activities	1.85%
Trent Ltd	Retail Trade, Except of Motor Vehicles and Motorcycles	1.83%
Ksb Limited	Manufacture of Machinery and Equipment N.E.C.	1.76%
ICICI Bank Ltd	Financial Service Activities, Except Insurance and Pension Funding	1.75%
Tata Chemicals Ltd	Manufacture of Chemicals and Chemical Products	1.72%
Zydus Lifesciences Ltd	Manufacture of Pharmaceuticals, Medicinal Chemical and Botanical Products	1.65%
NIPPON INDIA ETF BANK BEES	Equity ETF	1.60%
Fortis Healthcare Ltd	Human Health Activities	1.59%
Gujarat State Petronet Ltd	Land Transport and Transport Via Pipelines	1.58%
National Aluminium Company Ltd	Manufacture of Basic Metals	1.56%
Alembic Pharmaceuticals Ltd	Manufacture of Pharmaceuticals, Medicinal Chemical and Botanical Products	1.51%
Others		53.66%
Money Market, Deposits & Other		6.77%
Total		100.00%

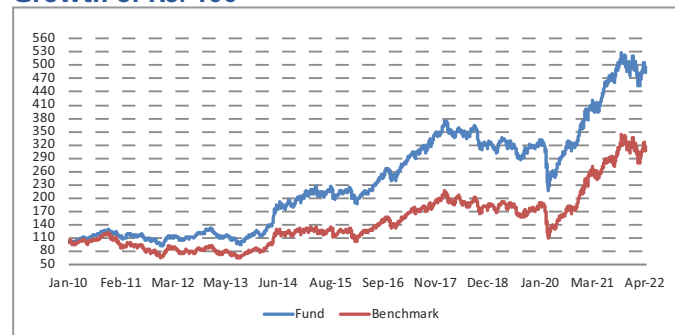
Fund Details

Description	
SFIN Number	ULIF05206/01/10ACCMIDCA02116
Launch Date	06-Jan-10
Face Value	10
Risk Profile	Very High
Benchmark	NIFTY Midcap 50 Index
CIO	Sampath Reddy
Fund Manager Name	Chinmay Sathe
Number of funds managed by fund manager:	
Equity	1
Debt	-
Hybrid	-
NAV as on 29-April-2022	48.5981
AUM (Rs. Cr)	4380.91
Equity (Rs. Cr)	4084.20
Debt (Rs. Cr)	252.79
Net current asset (Rs. Cr)	43.92

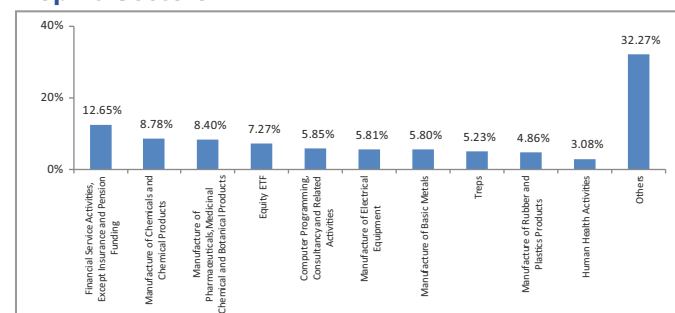
Quantitative Indicators

Modified Duration in Years	3.67
Average Maturity in Years	3.67
Yield to Maturity in %	4.02%

Growth of Rs. 100

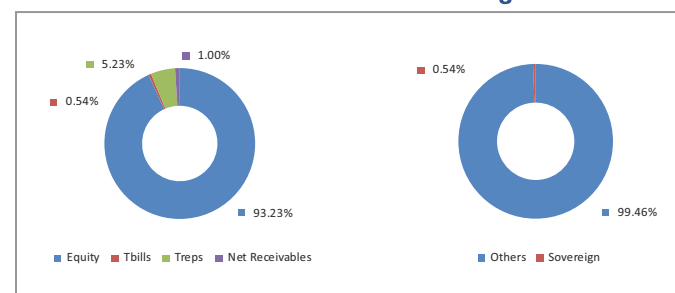


Top 10 Sectors

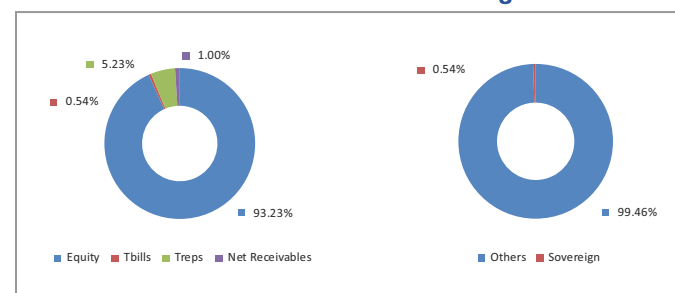


Note : 'Financial & insurance activities' sector includes exposure to 'Fixed Deposits' & 'Certificate of Deposits'.

Asset Class



Rating Profile



*Others includes Equity, Treps, Net receivable/payable and FD

Performance

Period	1 Month	6 Months	1 Year	2 Years	3 Years	4 Years	5 Years	7 Years	10 Years	Inception
Fund	-0.41%	-3.62%	18.62%	36.11%	13.95%	7.79%	9.99%	12.74%	15.74%	13.70%
Benchmark	-0.18%	-4.05%	21.47%	48.22%	18.88%	10.59%	11.87%	13.98%	13.98%	9.21%

Returns less than or equal to 1 year are absolute. Returns greater than 1 year are compounded annualised growth rate (CAGR). Past performance is not indicative of future performance

April 2022

Equity Growth Pension Fund

Fund Objective

To provide capital appreciation through investment in selected equity stocks those have the potential for capital appreciation.

Portfolio Allocation

	Stated (%)	Actual (%)
Equity	60 - 100	95.75
Bank deposits and money market instruments	0 - 40	3.92
Net Current Assets*		0.34
Total		100.00

*Net current asset represents net of receivables and payables for investments held.

Portfolio

Company/Issuer	Sector/Rating	Exposure (%)
Equity		95.75%
Reliance Industries Ltd	Manufacture of Coke and Refined Petroleum Products	9.09%
Infosys Ltd	Computer Programming, Consultancy and Related Activities	8.35%
ICICI Bank Ltd	Financial Service Activities, Except Insurance and Pension Funding	7.36%
NIPPON INDIA ETF BANK BEES	Equity ETF	5.69%
HDFC Bank Ltd	Financial Service Activities, Except Insurance and Pension Funding	5.59%
ITC Ltd	Manufacture of Tobacco Products	3.65%
Hindustan Unilever Ltd	Manufacture of Chemicals and Chemical Products	3.24%
Axis Bank Ltd	Financial Service Activities, Except Insurance and Pension Funding	3.23%
Larsen & Toubro Ltd	Civil Engineering Infrastructure	3.23%
Housing Development Finance Corporation Ltd	Financial Service Activities, Except Insurance and Pension Funding	2.89%
Others		43.44%
Money Market, Deposits & Other		4.25%
Total		100.00%

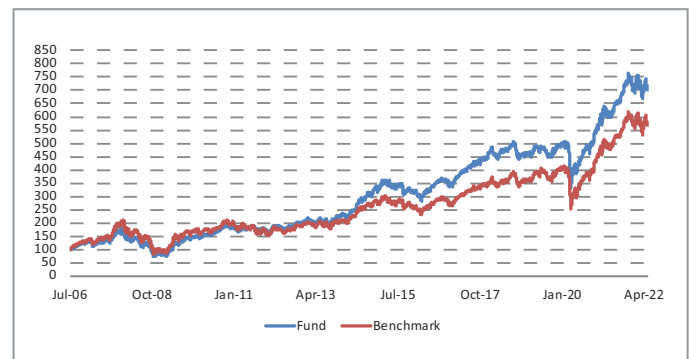
Fund Details

Description	
SFIN Number	ULIF03624/07/06EQTYGROPEN116
Launch Date	24-Jul-06
Face Value	10
Risk Profile	Very High
Benchmark	Nifty 50 Index
CIO	Sampath Reddy
Fund Manager Name	Reshma Banda
Number of funds managed by fund manager:	
Equity	22
Debt	-
Hybrid	7
NAV as on 29-April-2022	70.4574
AUM (Rs. Cr)	70.43
Equity (Rs. Cr)	67.43
Debt (Rs. Cr)	2.76
Net current asset (Rs. Cr)	0.24

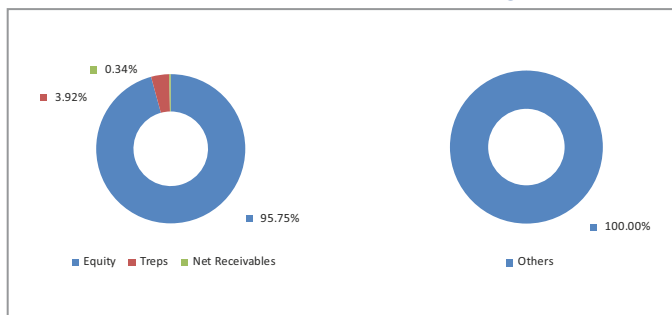
Quantitative Indicators

Modified Duration in Years	3.95
Average Maturity in Years	3.95
Yield to Maturity in %	3.95%

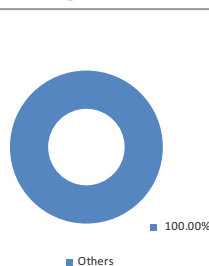
Growth of Rs. 100



Asset Class



Rating Profile



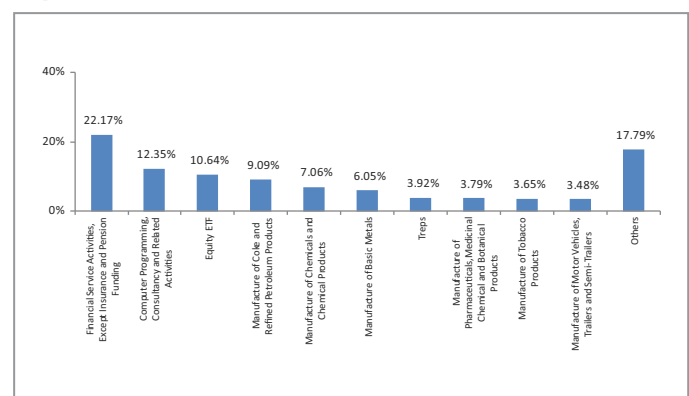
*Others includes Equity, Treps, Net receivable/payable and FD

Performance

Period	1 Month	6 Months	1 Year	2 Years	3 Years	4 Years	5 Years	7 Years	10 Years	Inception
Fund	-2.73%	-3.64%	15.53%	28.88%	12.98%	10.28%	11.95%	11.09%	14.31%	13.17%
Benchmark	-2.07%	-3.22%	16.89%	31.75%	13.33%	12.34%	12.93%	11.10%	12.54%	11.70%

Returns less than or equal to 1 year are absolute. Returns greater than 1 year are compounded annualised growth rate (CAGR). Past performance is not indicative of future performance

Top 10 Sectors



Note : 'Financial & insurance activities' sector includes exposure to 'Fixed Deposits' & 'Certificate of Deposits'.

April 2022

Equity Index Pension Fund II

Fund Objective

To provide capital appreciation through investment in equities forming part of NSE NIFTY.

Portfolio Allocation

	Stated (%)	Actual (%)
Equity	60 - 100	98.58
Bank deposits and money market instruments	0 - 40	1.38
Net Current Assets*		0.04
Total		100.00

*Net current asset represents net of receivables and payables for investments held.

Portfolio

Company/Issuer	Sector/Rating	Exposure (%)
Equity		98.58%
Reliance Industries Ltd	Manufacture of Coke and Refined Petroleum Products	8.82%
Infosys Ltd	Computer Programming, Consultancy and Related Activities	7.79%
HDFC Bank Ltd	Financial Service Activities, Except Insurance and Pension Funding	6.93%
ICICI Bank Ltd	Financial Service Activities, Except Insurance and Pension Funding	6.77%
Asian Paints Ltd	Manufacture of Chemicals and Chemical Products	5.45%
ITC Ltd	Manufacture of Tobacco Products	4.52%
Bharti Airtel Ltd	Telecommunications Infrastructure	4.50%
Hindustan Unilever Ltd	Manufacture of Chemicals and Chemical Products	4.30%
Tata Steel Ltd	Manufacture of Basic Metals	4.03%
Larsen & Toubro Ltd	Civil Engineering Infrastructure	3.01%
Others		42.47%
Money Market, Deposits & Other		1.42%
Total		100.00%

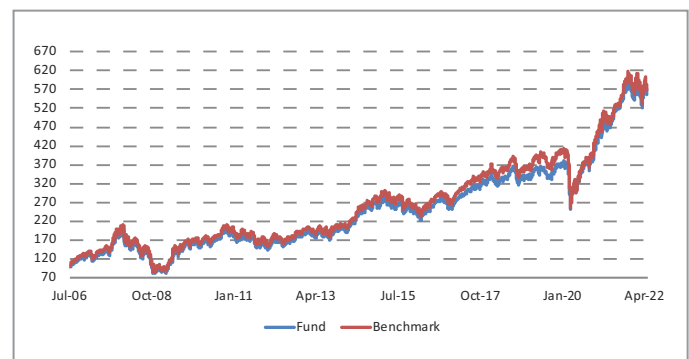
Fund Details

Description	
SFIN Number	ULIF03724/07/06EQINDPEN02116
Launch Date	24-Jul-06
Face Value	10
Risk Profile	High
Benchmark	Nifty 50 Index
CIO	Sampath Reddy
Fund Manager Name	Reshma Banda
Number of funds managed by fund manager:	
Equity	22
Debt	-
Hybrid	7
NAV as on 29-April-2022	56.2030
AUM (Rs. Cr)	117.02
Equity (Rs. Cr)	115.36
Debt (Rs. Cr)	1.61
Net current asset (Rs. Cr)	0.05

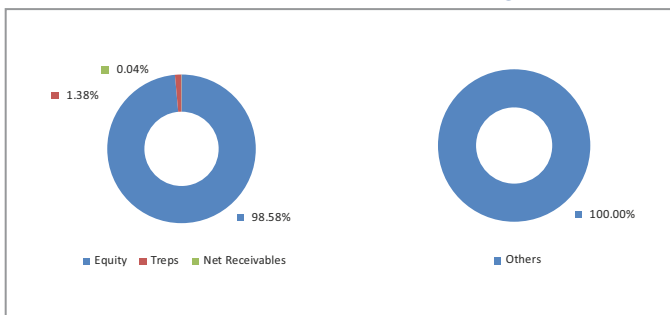
Quantitative Indicators

Modified Duration in Years	3.95
Average Maturity in Years	3.95
Yield to Maturity in %	3.95%

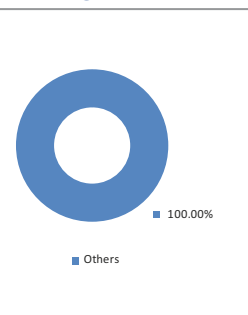
Growth of Rs. 100



Asset Class



Rating Profile



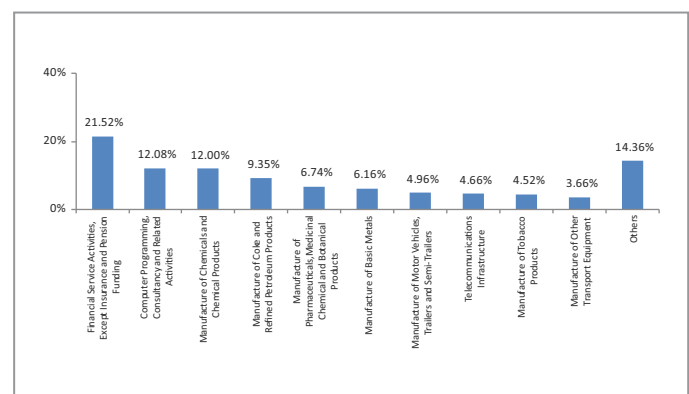
*Others includes Equity, Treps, Net receivable/payable and FD

Performance

Period	1 Month	6 Months	1 Year	2 Years	3 Years	4 Years	5 Years	7 Years	10 Years	Inception
Fund	-1.36%	-1.44%	17.39%	31.83%	15.79%	13.85%	13.93%	11.77%	13.02%	11.56%
Benchmark	-2.07%	-3.22%	16.89%	31.75%	13.33%	12.34%	12.93%	11.10%	12.54%	11.70%

Returns less than or equal to 1 year are absolute. Returns greater than 1 year are compounded annualised growth rate (CAGR). Past performance is not indicative of future performance

Top 10 Sectors



Note : 'Financial & insurance activities' sector includes exposure to 'Fixed Deposits' & 'Certificate of Deposits'.

April 2022

Pure Stock Pension Fund

Fund Objective

The investments in this fund will specifically exclude companies dealing in Gambling, Contests, Liquor, Entertainment (Films, TV etc.), Hotels, Banks and Financial Institutions.

Portfolio Allocation

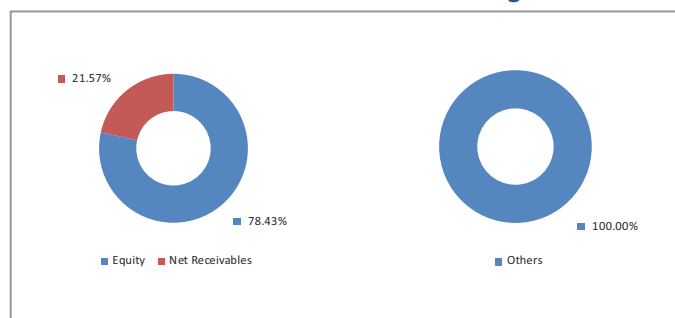
	Stated (%)	Actual (%)
Equity	60 - 100	78.43
Government treasury bills (Non-interest bearing)	0 - 40	-
Net Current Assets*		21.57
Total		100.00

*Net current asset represents net of receivables and payables for investments held.

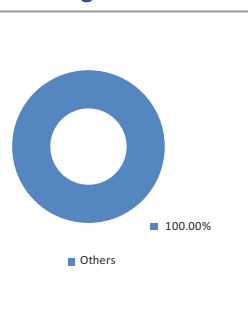
Portfolio

Company/Issuer	Sector/Rating	Exposure (%)
Equity		78.43%
Ksb Limited	Manufacture of Machinery and Equipment N.E.C.	8.68%
MRF Ltd	Manufacture of Rubber and Plastics Products	8.31%
Nestle India Ltd	Manufacture of Food Products	8.15%
Infosys Ltd	Computer Programming, Consultancy and Related Activities	6.36%
Ambuja Cements Ltd	Manufacture of Other Non-Metallic Mineral Products	6.32%
Hero MotoCorp Ltd	Manufacture of Other Transport Equipment	4.90%
Sanofi India Ltd	Manufacture of Pharmaceuticals, Medicinal Chemical and Botanical Products	4.38%
Marico Ltd	Manufacture of Food Products	4.01%
Godrej Consumer Products Ltd	Manufacture of Chemicals and Chemical Products	3.88%
Tech Mahindra Ltd	Computer Programming, Consultancy and Related Activities	3.60%
Others		19.85%
Money Market, Deposits & Other		21.57%
Total		100.00%

Asset Class



Rating Profile



Performance

*Others includes Equity, Treps, Net receivable/payable and FD

Period	1 Month	6 Months	1 Year	2 Years	3 Years	4 Years	5 Years	7 Years	10 Years	Inception
Fund	1.25%	-5.32%	5.76%	18.24%	10.71%	7.15%	9.12%	8.40%	13.66%	13.97%
Benchmark	-2.07%	-3.22%	16.89%	31.75%	13.33%	12.34%	12.93%	11.10%	12.54%	9.22%

Returns less than or equal to 1 year are absolute. Returns greater than 1 year are compounded annualised growth rate (CAGR). Past performance is not indicative of future performance

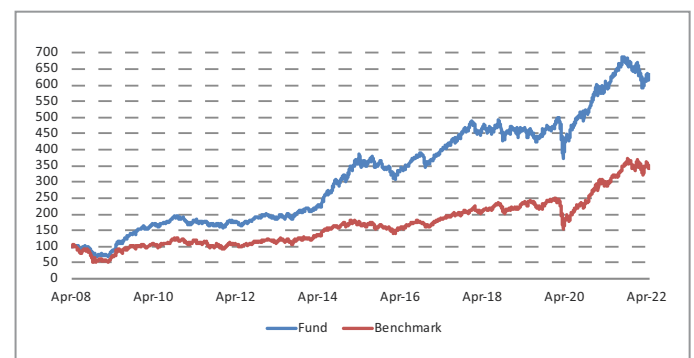
Fund Details

Description	
SFIN Number	ULIF04717/04/08PURESTKPEN116
Launch Date	17-Apr-08
Face Value	10
Risk Profile	Very High
Benchmark	Nifty 50 Index
CIO	Sampath Reddy
Fund Manager Name	Reshma Banda
Number of funds managed by fund manager:	
Equity	22
Debt	-
Hybrid	7
NAV as on 29-April-2022	62.7507
AUM (Rs. Cr)	8.84
Equity (Rs. Cr)	6.93
Debt (Rs. Cr)	-
Net current asset (Rs. Cr)	1.91

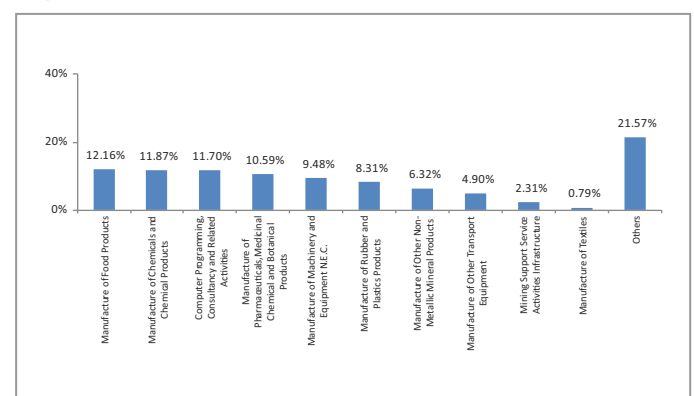
Quantitative Indicators

Modified Duration in Years	-
Average Maturity in Years	-
Yield to Maturity in %	-

Growth of Rs. 100



Top 10 Sectors



Note : 'Financial & insurance activities' sector includes exposure to 'Fixed Deposits' & 'Certificate of Deposits'.

April 2022

Equity Fund

Fund Objective

To provide capital appreciation through investment in selected equities that have potential for capital appreciation.

Portfolio Allocation

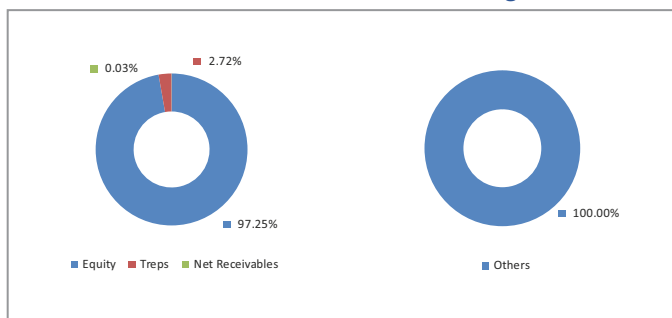
	Stated (%)	Actual (%)
Equity	60 - 100	97.25
Debt/Cash, Money Market Instruments	0 - 40	2.72
Net Current Assets		0.03
Total		100.00

*Net current asset represents net of receivables and payables for investments held.

Portfolio

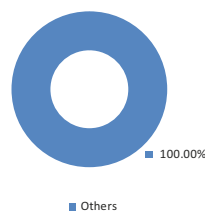
Company/Issuer	Sector/Rating	Exposure (%)
Equity		97.25%
Reliance Industries Ltd	Manufacture of Coke and Refined Petroleum Products	8.41%
Infosys Ltd	Computer Programming, Consultancy and Related Activities	7.50%
ICICI Bank Ltd	Financial Service Activities, Except Insurance and Pension Funding	6.17%
HDFC Bank Ltd	Financial Service Activities, Except Insurance and Pension Funding	5.86%
Asian Paints Ltd	Manufacture of Chemicals and Chemical Products	4.63%
Hindustan Unilever Ltd	Manufacture of Chemicals and Chemical Products	4.07%
Bharti Airtel Ltd	Telecommunications Infrastructure	3.96%
Larsen & Toubro Ltd	Civil Engineering Infrastructure	3.74%
ITC Ltd	Manufacture of Tobacco Products	3.71%
Tata Steel Ltd	Manufacture of Basic Metals	3.29%
Others		45.92%
Money Market, Deposits & Other		2.75%
Total		100.00%

Asset Class



*Others includes Equity, Treps, Net receivable/payable and FD

Rating Profile



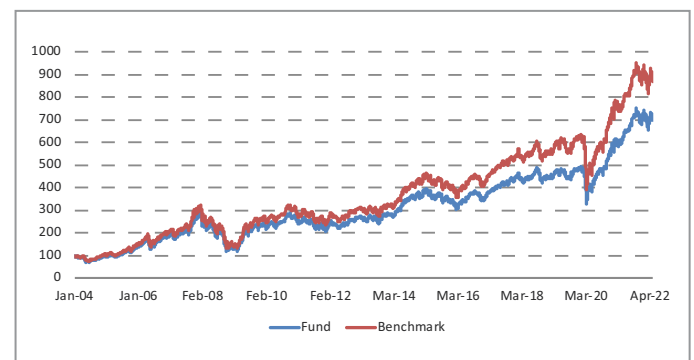
Fund Details

Description	
SFIN Number	ULIF00315/01/04EQUITYFUND116
Launch Date	15-Jan-04
Face Value	10
Risk Profile	Very High
Benchmark	Nifty 50 Index
CIO	Sampath Reddy
Fund Manager Name	Reshma Banda
Number of funds managed by fund manager:	
Equity	22
Debt	-
Hybrid	7
NAV as on 29-April-2022	70.3401
AUM (Rs. Cr)	189.42
Equity (Rs. Cr)	184.22
Debt (Rs. Cr)	5.15
Net current asset (Rs. Cr)	0.06

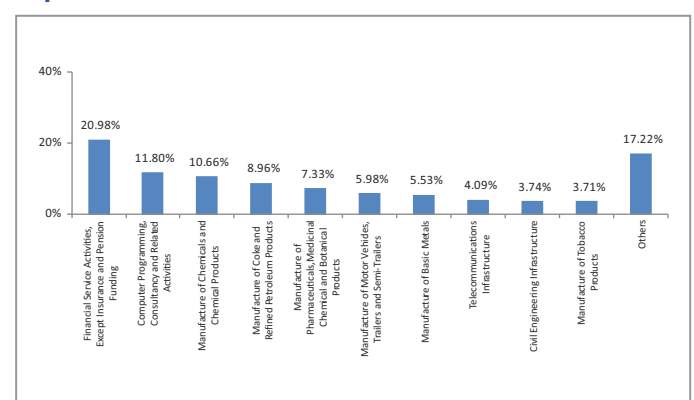
Quantitative Indicators

Modified Duration in Years	3.95
Average Maturity in Years	3.95
Yield to Maturity in %	3.95%

Growth of Rs. 100



Top 10 Sectors



Note : 'Financial & insurance activities' sector includes exposure to 'Fixed Deposits' & 'Certificate of Deposits'.

Performance

Period	1 Month	6 Months	1 Year	2 Years	3 Years	4 Years	5 Years	7 Years	10 Years	Inception
Fund	-1.35%	-1.89%	16.91%	30.17%	13.85%	12.01%	12.16%	10.16%	11.55%	11.25%
Benchmark	-2.07%	-3.22%	16.89%	31.75%	13.33%	12.34%	12.93%	11.10%	12.54%	12.62%

Returns less than or equal to 1 year are absolute. Returns greater than 1 year are compounded annualised growth rate (CAGR). Past performance is not indicative of future performance

April 2022

Equity Gain Fund

Fund Objective

To provide capital appreciation through investment in selected equities those have potential for capital appreciation.

Portfolio Allocation

	Stated (%)	Actual (%)
Equity (Net)*	60 - 100	97.82
- Large Cap Stock		80.87
- Mid Cap Stocks		19.13
Bank deposits and money market instruments	0 - 40	1.89
Net Current Assets*		0.29
Total		100.00

*Net current asset represents net of receivables and payables for investments held.

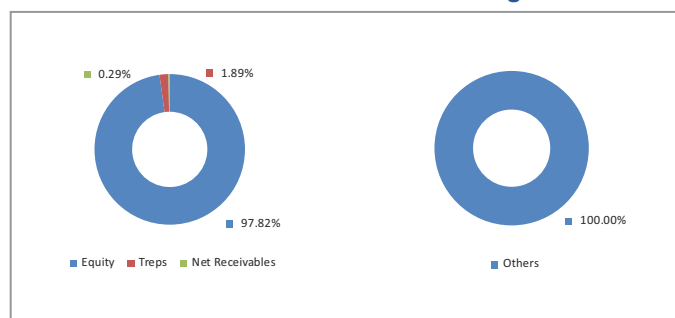
*At least 50 % portfolio in large cap stocks that are part of NSE 500. Balance can be invested in mid cap stocks

* Market-cap exposure is based on equity exposure re-scaled to 100%

Portfolio

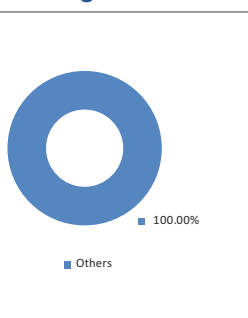
Company/Issuer	Sector/Rating	Exposure (%)
Equity		97.82%
Infosys Ltd	Computer Programming, Consultancy and Related Activities	8.50%
Reliance Industries Ltd	Manufacture of Coke and Refined Petroleum Products	8.27%
ICICI Bank Ltd	Financial Service Activities, Except Insurance and Pension Funding	6.76%
HDFC Bank Ltd	Financial Service Activities, Except Insurance and Pension Funding	6.20%
NIPPON INDIA ETF BANK BEES	Equity ETF	5.87%
ITC Ltd	Manufacture of Tobacco Products	3.58%
Larsen & Toubro Ltd	Civil Engineering Infrastructure	3.58%
Hindustan Unilever Ltd	Manufacture of Chemicals and Chemical Products	3.41%
Housing Development Finance Corporation Ltd	Financial Service Activities, Except Insurance and Pension Funding	3.27%
Axis Bank Ltd	Financial Service Activities, Except Insurance and Pension Funding	2.77%
Others		45.62%
Money Market, Deposits & Other		2.18%
Total		100.00%

Asset Class



*Others includes Equity, Treps, Net receivable/payable and FD

Rating Profile



Performance

Period	1 Month	6 Months	1 Year	2 Years	3 Years	4 Years	5 Years	7 Years	10 Years	Inception
Fund	-3.05%	-4.88%	13.21%	26.79%	11.03%	8.56%	10.12%	9.27%	12.90%	14.74%
Benchmark	-2.07%	-3.22%	16.89%	31.75%	13.33%	12.34%	12.93%	11.10%	12.54%	14.25%

Returns less than or equal to 1 year are absolute. Returns greater than 1 year are compounded annualised growth rate (CAGR). Past performance is not indicative of future performance

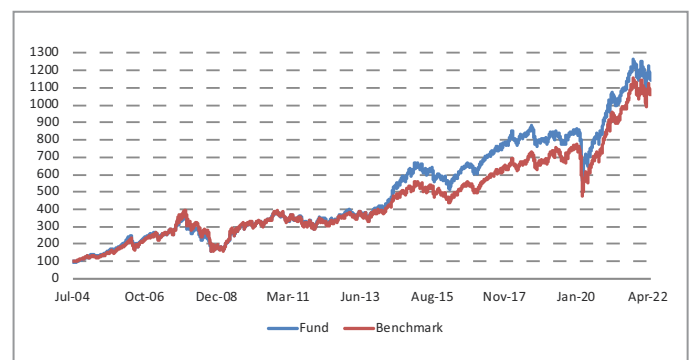
Fund Details

Description	
SFIN Number	ULIF00523/07/04EQGAINFUND116
Launch Date	23-Jul-04
Face Value	10
Risk Profile	Very High
Benchmark	Nifty 50 Index
CIO	Sampath Reddy
Fund Manager Name	Reshma Banda
Number of funds managed by fund manager:	
Equity	22
Debt	-
Hybrid	7
NAV as on 29-April-2022	115.2934
AUM (Rs. Cr)	398.96
Equity (Rs. Cr)	390.25
Debt (Rs. Cr)	7.56
Net current asset (Rs. Cr)	1.15

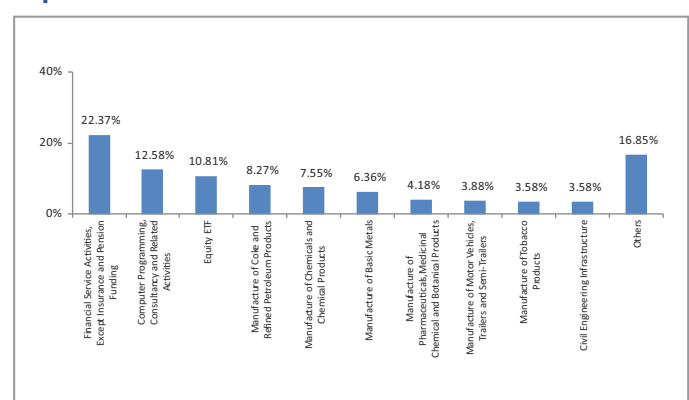
Quantitative Indicators

Modified Duration in Years	3.95
Average Maturity in Years	3.95
Yield to Maturity in %	3.95%

Growth of Rs. 100



Top 10 Sectors



Note : 'Financial & insurance activities' sector includes exposure to 'Fixed Deposits' & 'Certificate of Deposits'.

April 2022

Equity Index Fund

Fund Objective

The returns on this fund are expected to match the returns given by NIFTY Index of National Stock Exchange.

Portfolio Allocation

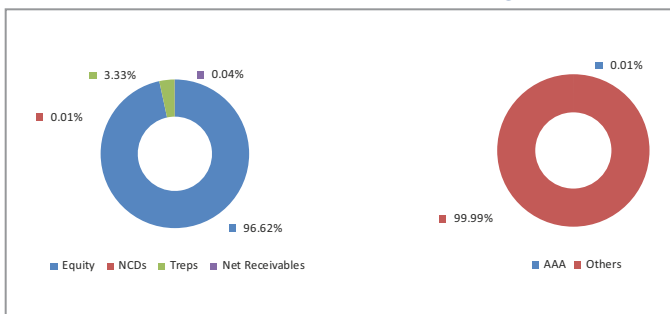
	Stated (%)	Actual (%)
Equity and equity related	60 - 100	96.62
Debt/Cash Money	0 - 40	3.34
Net Current Assets*		0.04
Total		100.00

*Net current asset represents net of receivables and payables for investments held.

Portfolio

Company/Issuer	Sector/Rating	Exposure (%)
Equity		96.62%
Reliance Industries Ltd	Manufacture of Coke and Refined Petroleum Products	8.83%
Infosys Ltd	Computer Programming, Consultancy and Related Activities	7.38%
ICICI Bank Ltd	Financial Service Activities, Except Insurance and Pension Funding	6.94%
HDFC Bank Ltd	Financial Service Activities, Except Insurance and Pension Funding	6.61%
Asian Paints Ltd	Manufacture of Chemicals and Chemical Products	4.38%
Larsen & Toubro Ltd	Civil Engineering Infrastructure	3.94%
ITC Ltd	Manufacture of Tobacco Products	3.90%
Hindustan Unilever Ltd	Manufacture of Chemicals and Chemical Products	3.87%
Bharti Airtel Ltd	Telecommunications Infrastructure	3.76%
Tata Steel Ltd	Manufacture of Basic Metals	3.12%
Others		43.89%
Corporate Bond		0.01%
5.50% BRITANNIA INDUSTRIES LIMITED NCD (U) (MD 03.06.2024)	AAA	0.01%
Money Market, Deposits & Other		3.38%
Total		100.00%

Asset Class



*Others includes Equity, Treps, Net receivable/payable and FD

Performance

Period	1 Month	6 Months	1 Year	2 Years	3 Years	4 Years	5 Years	7 Years	10 Years	Inception
Fund	-1.31%	-1.41%	18.31%	31.98%	15.60%	13.71%	13.84%	11.80%	13.15%	14.35%
Benchmark	-2.07%	-3.22%	16.89%	31.75%	13.33%	12.34%	12.93%	11.10%	12.54%	14.25%

Returns less than or equal to 1 year are absolute. Returns greater than 1 year are compounded annualised growth rate (CAGR). Past performance is not indicative of future performance

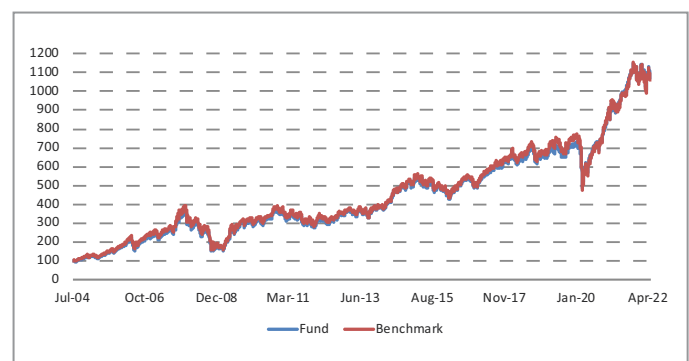
Fund Details

Description	
SFIN Number	ULIF00623/07/04EQINDEFUND116
Launch Date	23-Jul-04
Face Value	10
Risk Profile	High
Benchmark	Nifty 50 Index
CIO	Sampath Reddy
Fund Manager Name	Reshma Banda
Number of funds managed by fund manager:	
Equity	22
Debt	-
Hybrid	7
NAV as on 29-April-2022	108.5387
AUM (Rs. Cr)	100.23
Equity (Rs. Cr)	96.84
Debt (Rs. Cr)	3.34
Net current asset (Rs. Cr)	0.04

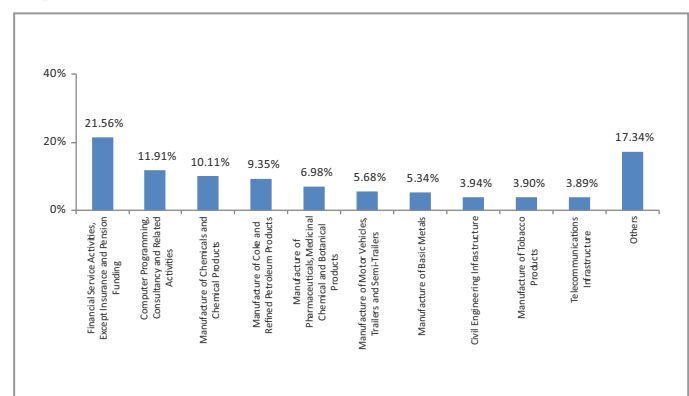
Quantitative Indicators

Modified Duration in Years	3.95
Average Maturity in Years	3.95
Yield to Maturity in %	3.95%

Growth of Rs. 100



Top 10 Sectors



Note : 'Financial & insurance activities' sector includes exposure to 'Fixed Deposits' & 'Certificate of Deposits'.

April 2022

Equity Index Pension Fund

Fund Objective

The returns on this fund are expected to match the returns given by NIFTY Index of National Stock Exchange.

Portfolio Allocation

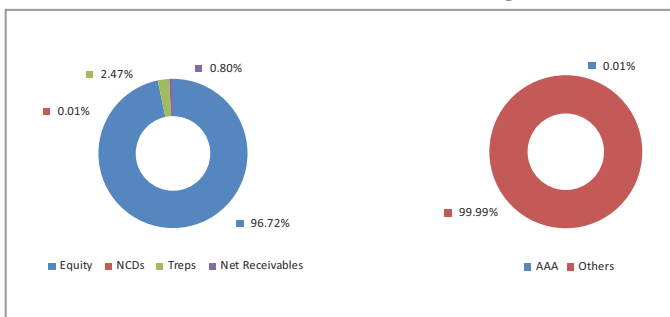
	Stated (%)	Actual (%)
Equity and equity related	60 - 100	96.72
Debt/Cash/Money Market instruments	0 - 40	2.48
Net Current Assets*		0.80
Total		100.00

*Net current asset represents net of receivables and payables for investments held.

Portfolio

Company/Issuer	Sector/Rating	Exposure (%)
Equity		96.72%
Reliance Industries Ltd	Manufacture of Coke and Refined Petroleum Products	9.49%
Infosys Ltd	Computer Programming, Consultancy and Related Activities	7.42%
ICICI Bank Ltd	Financial Service Activities, Except Insurance and Pension Funding	6.67%
HDFC Bank Ltd	Financial Service Activities, Except Insurance and Pension Funding	6.46%
Asian Paints Ltd	Manufacture of Chemicals and Chemical Products	4.61%
Larsen & Toubro Ltd	Civil Engineering Infrastructure	4.22%
Bharti Airtel Ltd	Telecommunications Infrastructure	3.94%
Hindustan Unilever Ltd	Manufacture of Chemicals and Chemical Products	3.78%
ITC Ltd	Manufacture of Tobacco Products	3.77%
Tata Steel Ltd	Manufacture of Basic Metals	3.52%
Others		42.84%
Corporate Bond		0.01%
5.50% BRITANNIA INDUSTRIES LIMITED NCD (U) (MD 03.06.2024)	AAA	0.01%
Money Market, Deposits & Other		3.28%
Total		100.00%

Asset Class



*Others includes Equity, Treps, Net receivable/payable and FD

Performance

Period	1 Month	6 Months	1 Year	2 Years	3 Years	4 Years	5 Years	7 Years	10 Years	Inception
Fund	-1.44%	-1.43%	18.33%	32.08%	15.77%	13.84%	13.94%	11.88%	13.27%	13.90%
Benchmark	-2.07%	-3.22%	16.89%	31.75%	13.33%	12.34%	12.93%	11.10%	12.54%	13.44%

Returns less than or equal to 1 year are absolute. Returns greater than 1 year are compounded annualised growth rate (CAGR). Past performance is not indicative of future performance

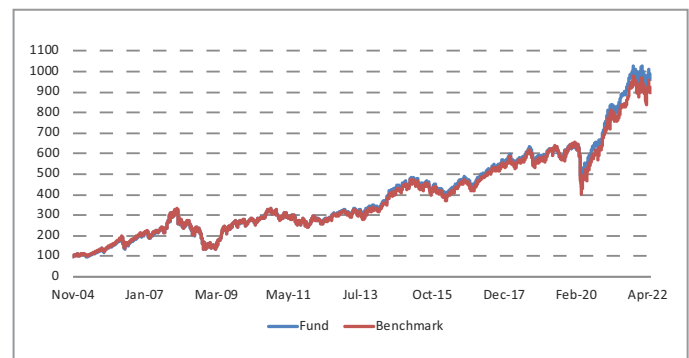
Fund Details

Description	
SFIN Number	ULIF01318/11/04EQINDEXPEN116
Launch Date	18-Nov-04
Face Value	10
Risk Profile	High
Benchmark	Nifty 50 Index
CIO	Sampath Reddy
Fund Manager Name	Reshma Banda
Number of funds managed by fund manager:	
Equity	22
Debt	-
Hybrid	7
NAV as on 29-April-2022	96.9440
AUM (Rs. Cr)	4.85
Equity (Rs. Cr)	4.69
Debt (Rs. Cr)	0.12
Net current asset (Rs. Cr)	0.04

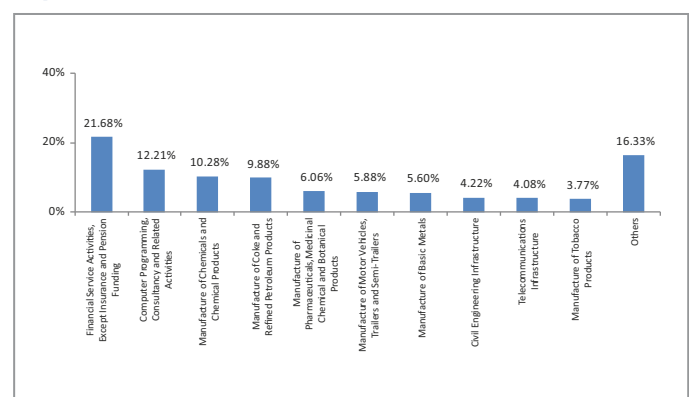
Quantitative Indicators

Modified Duration in Years	3.95
Average Maturity in Years	3.95
Yield to Maturity in %	3.95%

Growth of Rs. 100



Top 10 Sectors



Note : 'Financial & insurance activities' sector includes exposure to 'Fixed Deposits' & 'Certificate of Deposits'.

April 2022

Equity Mid-Cap Fund

Fund Objective

To achieve capital appreciation by investing in a diversified basket of mid cap stocks and large cap stocks.

Portfolio Allocation

	Stated (%)	Actual (%)
Equity (Net) - Large & Mid Cap Stocks*	60 - 100	85.81
-Large Cap		38.57
-Equity Mid Cap Stocks		61.43
Debt/Cash/Money Market instruments	0 - 40	13.74
Net Current Assets*		0.45
Total		100.00

*Net current asset represents net of receivables and payables for investments held.

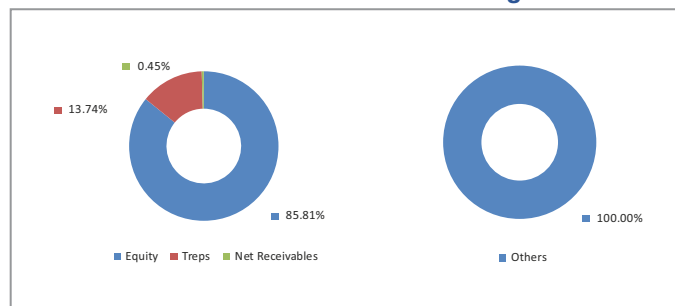
* Minimum 50% allocation to mid cap stocks

* Market-cap exposure is based on equity exposure re-scaled to 100%

Portfolio

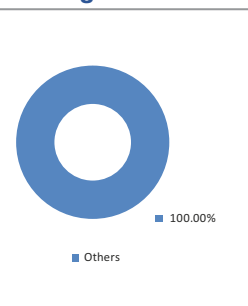
Company/Issuer	Sector/Rating	Exposure (%)
Equity		85.81%
Varun Beverages Limited	Manufacture of Beverages	3.11%
Persistent Systems Limited	Computer Programming, Consultancy and Related Activities	2.53%
Can Fin Homes Limited	Financial Service Activities, Except Insurance and Pension Funding	2.23%
ABB India Ltd	Manufacture of Electrical Equipment	2.16%
Indian Hotels Co Ltd	Accommodation	2.14%
Shriram Transport Finance Company Ltd	Financial Service Activities, Except Insurance and Pension Funding	2.00%
Schaeffler India Limited	Manufacture of Machinery and Equipment N.E.C.	1.99%
Kotak Mahindra Bank Ltd	Financial Service Activities, Except Insurance and Pension Funding	1.89%
Tata Steel Ltd	Manufacture of Basic Metals	1.83%
Ipca Laboratories Ltd	Manufacture of Pharmaceuticals, Medicinal Chemical and Botanical Products	1.79%
Others		64.14%
Money Market, Deposits & Other		14.19%
Total		100.00%

Asset Class



*Others includes Equity, Treps, Net receivable/payable and FD

Rating Profile



Performance

Period	1 Month	6 Months	1 Year	2 Years	3 Years	4 Years	5 Years	7 Years	10 Years	Inception
Fund	-1.30%	-0.93%	19.63%	33.22%	10.78%	4.86%	7.29%	9.76%	11.94%	13.55%
Benchmark	-0.18%	-4.05%	21.47%	48.22%	18.88%	10.59%	11.87%	13.98%	13.98%	10.97%

Returns less than or equal to 1 year are absolute. Returns greater than 1 year are compounded annualised growth rate (CAGR). Past performance is not indicative of future performance

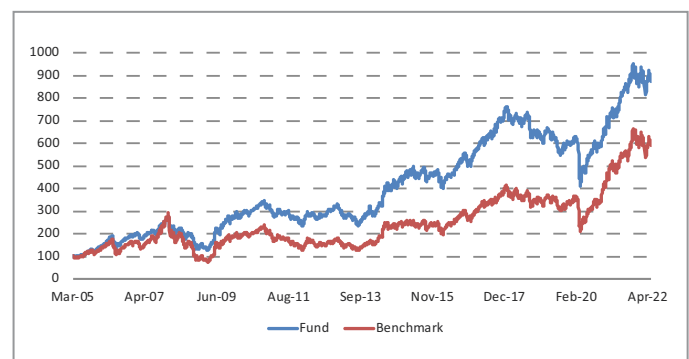
Fund Details

Description	
SFIN Number	ULIF01709/03/05EQUIMIDFUND116
Launch Date	09-Mar-05
Face Value	10
Risk Profile	Very High
Benchmark	NIFTY Midcap 50 Index
CIO	Sampath Reddy
Fund Manager Name	Anshul Mishra
Number of funds managed by fund manager:	
Equity	4
Debt	-
Hybrid	5
NAV as on 29-April-2022	88.3986
AUM (Rs. Cr)	67.82
Equity (Rs. Cr)	58.20
Debt (Rs. Cr)	9.32
Net current asset (Rs. Cr)	0.31

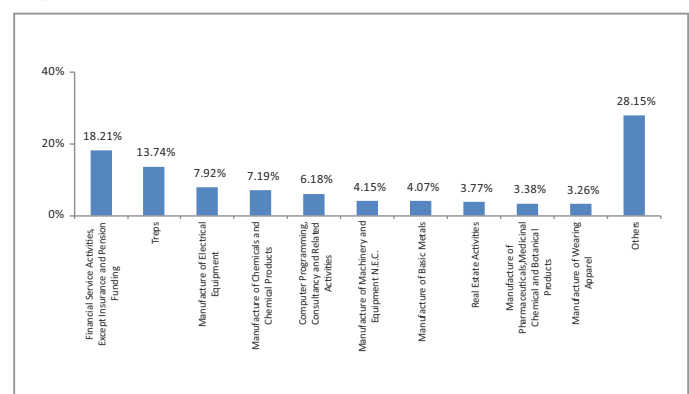
Quantitative Indicators

Modified Duration in Years	3.95
Average Maturity in Years	3.95
Yield to Maturity in %	3.95%

Growth of Rs. 100



Top 10 Sectors



Note : 'Financial & insurance activities' sector includes exposure to 'Fixed Deposits' & 'Certificate of Deposits'.

April 2022

Equity Mid-Cap Plus Fund

Fund Objective

To achieve capital appreciation by investing in a diversified basket of mid cap stocks and large cap stocks.

Portfolio Allocation

	Stated (%)	Actual (%)
Equity (Net) - Large & Mid Cap Stocks*	60 - 100	85.97
-Large Cap		38.16
-Equity Mid Cap Stocks		61.84
Debt/Cash/Money Market instruments	0 - 40	13.60
Net Current Assets*		0.44
Total		100.00

*Net current asset represents net of receivables and payables for investments held.

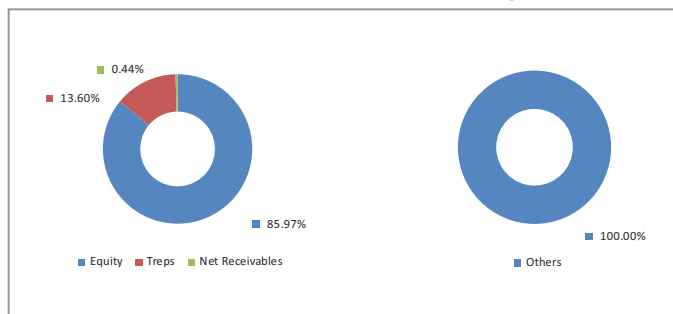
* Minimum 50% allocation to mid cap stocks

* Market-cap exposure is based on equity exposure re-scaled to 100%

Portfolio

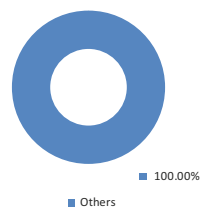
Company/Issuer	Sector/Rating	Exposure (%)
Equity		85.97%
Varun Beverages Limited	Manufacture of Beverages	3.05%
Indian Hotels Co Ltd	Accommodation	2.79%
Persistent Systems Limited	Computer Programming, Consultancy and Related Activities	2.50%
Can Fin Homes Limited	Financial Service Activities, Except Insurance and Pension Funding	2.20%
ABB India Ltd	Manufacture of Electrical Equipment	2.13%
Shriram Transport Finance Company Ltd	Financial Service Activities, Except Insurance and Pension Funding	1.98%
Schaeffler India Limited	Manufacture of Machinery and Equipment N.E.C.	1.97%
Kotak Mahindra Bank Ltd	Financial Service Activities, Except Insurance and Pension Funding	1.88%
Tata Steel Ltd	Manufacture of Basic Metals	1.80%
Ipca Laboratories Ltd	Manufacture of Pharmaceuticals, Medicinal Chemical and Botanical Products	1.77%
Others		63.89%
Money Market, Deposits & Other		14.03%
Total		100.00%

Asset Class



*Others includes Equity, Treps, Net receivable/payable and FD

Rating Profile



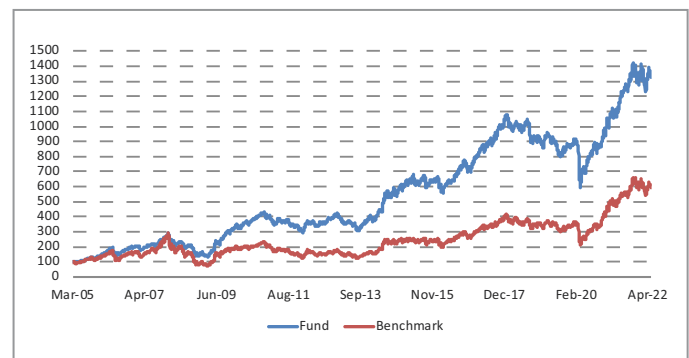
Fund Details

Description	
SFIN Number	ULIF01809/03/05EQUIMIDPLUS116
Launch Date	09-Mar-05
Face Value	10
Risk Profile	Very High
Benchmark	NIFTY Midcap 50 Index
CIO	Sampath Reddy
Fund Manager Name	Anshul Mishra
Number of funds managed by fund manager:	
Equity	4
Debt	-
Hybrid	5
NAV as on 29-April-2022	133.5526
AUM (Rs. Cr)	129.12
Equity (Rs. Cr)	111.00
Debt (Rs. Cr)	17.56
Net current asset (Rs. Cr)	0.56

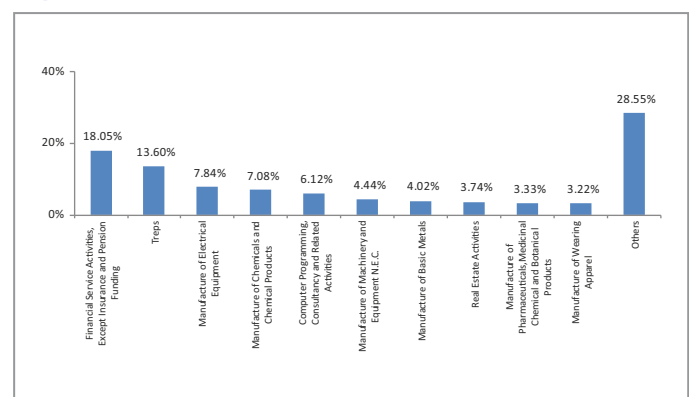
Quantitative Indicators

Modified Duration in Years	3.95
Average Maturity in Years	3.95
Yield to Maturity in %	3.95%

Growth of Rs. 100



Top 10 Sectors



Note : 'Financial & insurance activities' sector includes exposure to 'Fixed Deposits' & 'Certificate of Deposits'.

Performance

Period	1 Month	6 Months	1 Year	2 Years	3 Years	4 Years	5 Years	7 Years	10 Years	Inception
Fund	-1.16%	0.13%	21.85%	35.38%	12.68%	6.60%	8.90%	11.40%	13.90%	16.31%
Benchmark	-0.18%	-4.05%	21.47%	48.22%	18.88%	10.59%	11.87%	13.98%	13.98%	10.97%

Returns less than or equal to 1 year are absolute. Returns greater than 1 year are compounded annualised growth rate (CAGR). Past performance is not indicative of future performance

April 2022

Equity Plus Fund

Fund Objective

To provide capital appreciation through investment in selected equities those have potential for capital appreciation.

Portfolio Allocation

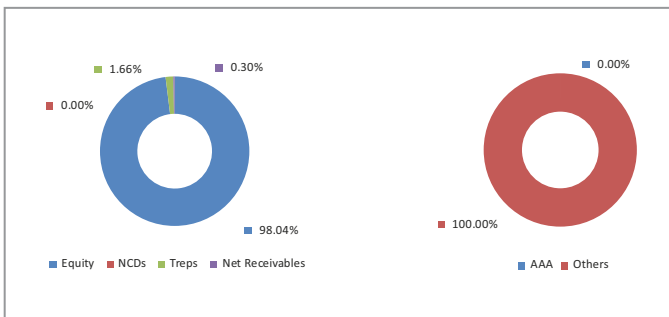
	Stated (%)	Actual (%)
Equity	60 - 100	98.04
Debt/Cash/Money Market instruments	0 - 40	1.66
Net Current Assets*		0.30
Total		100.00

*Net current asset represents net of receivables and payables for investments held.

Portfolio

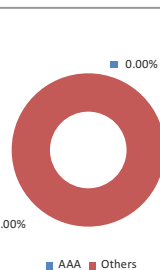
Company/Issuer	Sector/Rating	Exposure (%)
Equity		98.04%
Reliance Industries Ltd	Manufacture of Coke and Refined Petroleum Products	9.59%
Infosys Ltd	Computer Programming, Consultancy and Related Activities	8.22%
ICICI Bank Ltd	Financial Service Activities, Except Insurance and Pension Funding	7.53%
NIPPON INDIA ETF BANK BEES	Equity ETF	6.68%
HDFC Bank Ltd	Financial Service Activities, Except Insurance and Pension Funding	6.27%
Larsen & Toubro Ltd	Civil Engineering Infrastructure	3.53%
ITC Ltd	Manufacture of Tobacco Products	3.53%
Hindustan Unilever Ltd	Manufacture of Chemicals and Chemical Products	3.34%
Axis Bank Ltd	Financial Service Activities, Except Insurance and Pension Funding	2.83%
Housing Development Finance Corporation Ltd	Financial Service Activities, Except Insurance and Pension Funding	2.83%
Others		43.70%
Corporate Bond		0.00%
5.50% BRITANNIA INDUSTRIES LIMITED NCD (U) (MD 03.06.2024)	AAA	0.00%
Money Market, Deposits & Other		1.95%
Total		100.00%

Asset Class



*Others includes Equity, Treps, Net receivable/payable and FD

Rating Profile



Performance

Period	1 Month	6 Months	1 Year	2 Years	3 Years	4 Years	5 Years	7 Years	10 Years	Inception
Fund	-2.70%	-3.91%	15.20%	28.70%	12.72%	10.21%	11.74%	11.09%	14.11%	15.97%
Benchmark	-2.07%	-3.22%	16.89%	31.75%	13.33%	12.34%	12.93%	11.10%	12.54%	14.25%

Returns less than or equal to 1 year are absolute. Returns greater than 1 year are compounded annualised growth rate (CAGR). Past performance is not indicative of future performance

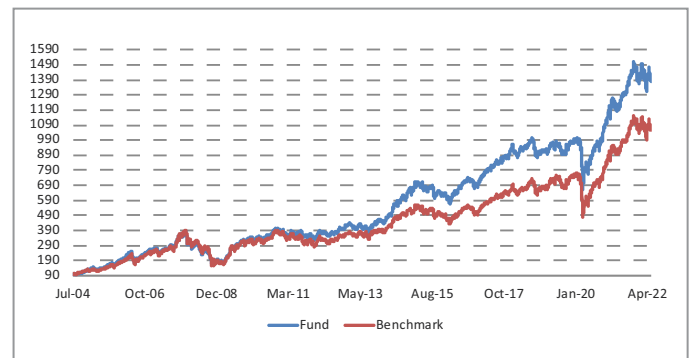
Fund Details

Description	
SFIN Number	ULIF00723/07/04EQPLUSFUND116
Launch Date	23-Jul-04
Face Value	10
Risk Profile	Very High
Benchmark	Nifty 50 Index
CIO	Sampath Reddy
Fund Manager Name	Reshma Banda
Number of funds managed by fund manager:	
Equity	22
Debt	-
Hybrid	7
NAV as on 29-April-2022	139.2148
AUM (Rs. Cr)	607.25
Equity (Rs. Cr)	595.38
Debt (Rs. Cr)	10.08
Net current asset (Rs. Cr)	1.79

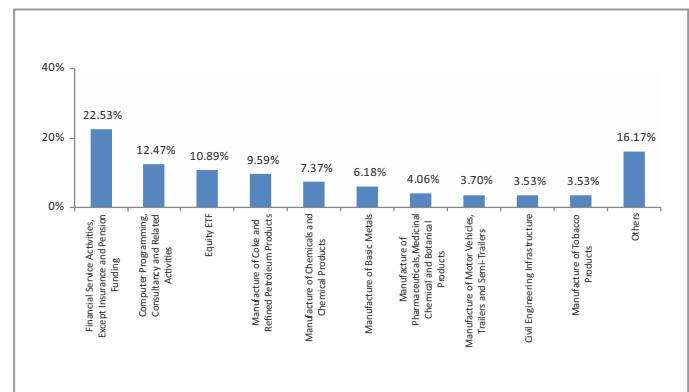
Quantitative Indicators

Modified Duration in Years	3.94
Average Maturity in Years	3.95
Yield to Maturity in %	3.95%

Growth of Rs. 100



Top 10 Sectors



Note : 'Financial & insurance activities' sector includes exposure to 'Fixed Deposits' & 'Certificate of Deposits'.

April 2022

Equity Plus Pension Fund

Fund Objective

To provide capital appreciation through investment in selected equities those have potential for capital appreciation.

Portfolio Allocation

	Stated (%)	Actual (%)
Equity	60 - 100	96.35
Debt/Cash/Money Market instruments	0 - 40	3.29
Net Current Assets*		0.37
Total		100.00

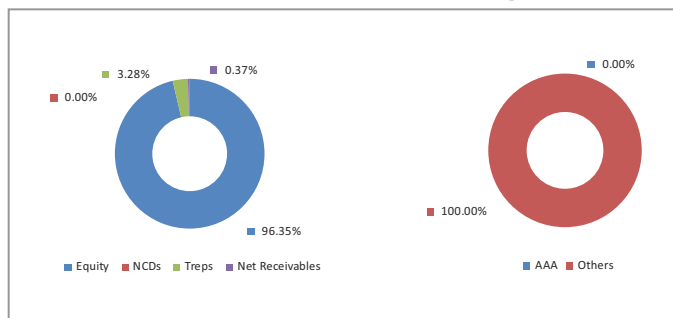
*Net current asset represents net of receivables and payables for investments held.

Portfolio

Company/Issuer	Sector/Rating	Exposure (%)
Equity		96.35%
Reliance Industries Ltd	Manufacture of Coke and Refined Petroleum Products	9.29%
Infosys Ltd	Computer Programming, Consultancy and Related Activities	8.46%
ICICI Bank Ltd	Financial Service Activities, Except Insurance and Pension Funding	7.75%
HDFC Bank Ltd	Financial Service Activities, Except Insurance and Pension Funding	5.64%
NIPPON INDIA ETF BANK BEES	Equity ETF	5.62%
ITC Ltd	Manufacture of Tobacco Products	3.66%
Axis Bank Ltd	Financial Service Activities, Except Insurance and Pension Funding	3.34%
Hindustan Unilever Ltd	Manufacture of Chemicals and Chemical Products	3.31%
Larsen & Toubro Ltd	Civil Engineering Infrastructure	3.20%
Housing Development Finance Corporation Ltd	Financial Service Activities, Except Insurance and Pension Funding	3.02%
Others		43.05%
Corporate Bond		0.00%
5.50% BRITANNIA INDUSTRIES LIMITED NCD (U) (MD 03.06.2024)	AAA	0.00%
Money Market, Deposits & Other		3.65%
Total		100.00%

Asset Class

Rating Profile



*Others includes Equity, Treps, Net receivable/payable and FD

Performance

Period	1 Month	6 Months	1 Year	2 Years	3 Years	4 Years	5 Years	7 Years	10 Years	Inception
Fund	-2.77%	-3.62%	15.51%	29.20%	13.08%	10.45%	11.99%	11.04%	14.24%	16.75%
Benchmark	-2.07%	-3.22%	16.89%	31.75%	13.33%	12.34%	12.93%	11.10%	12.54%	13.44%

Returns less than or equal to 1 year are absolute. Returns greater than 1 year are compounded annualised growth rate (CAGR). Past performance is not indicative of future performance

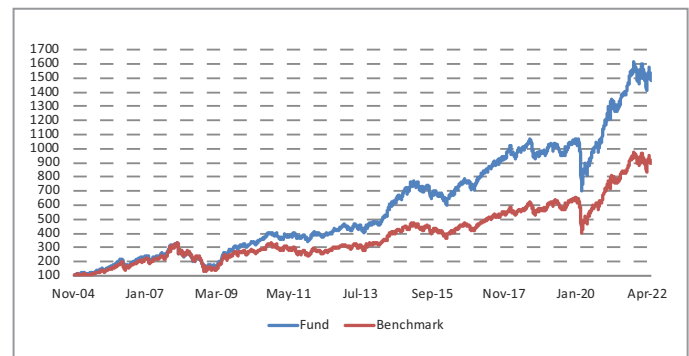
Fund Details

Description	
SFIN Number	ULIF01218/11/04EQUPLUSPEN116
Launch Date	18-Nov-04
Face Value	10
Risk Profile	Very High
Benchmark	Nifty 50 Index
CIO	Sampath Reddy
Fund Manager Name	Reshma Banda
Number of funds managed by fund manager:	
Equity	22
Debt	-
Hybrid	7
NAV as on 29-April-2022	149.2546
AUM (Rs. Cr)	27.73
Equity (Rs. Cr)	26.72
Debt (Rs. Cr)	0.91
Net current asset (Rs. Cr)	0.10

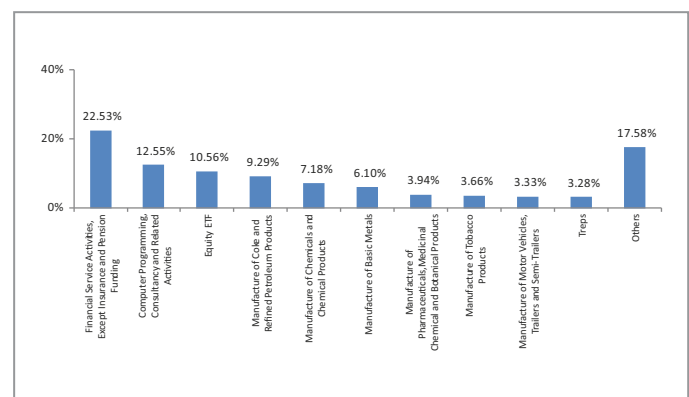
Quantitative Indicators

Modified Duration in Years	3.95
Average Maturity in Years	3.95
Yield to Maturity in %	3.95%

Growth of Rs. 100



Top 10 Sectors



Note : 'Financial & insurance activities' sector includes exposure to 'Fixed Deposits' & 'Certificate of Deposits'.

April 2022

Premier Equity Fund

Fund Objective

To provide capital appreciation through investment in equities forming part of NSE NIFTY Index.

Portfolio Allocation

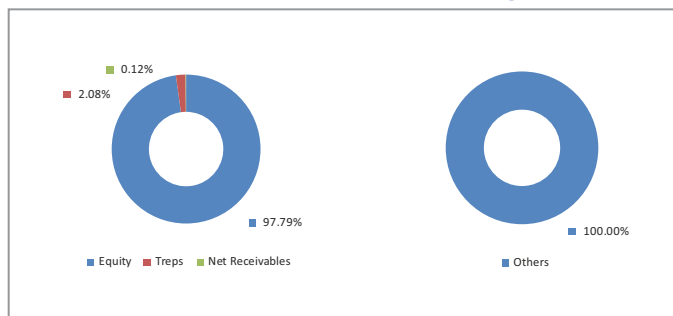
	Stated (%)	Actual (%)
Equity - NSE Nifty	60 - 100	97.79
Bank deposits and money market instruments	0 - 40	2.08
Net Current Assets*		0.12
Total		100.00

*Net current asset represents net of receivables and payables for investments held.

Portfolio

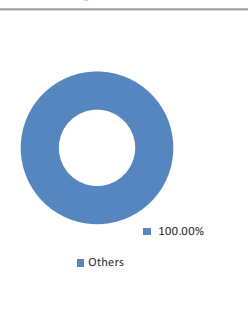
Company/Issuer	Sector/Rating	Exposure (%)
Equity		97.79%
Reliance Industries Ltd	Manufacture of Coke and Refined Petroleum Products	8.57%
ICICI Bank Ltd	Financial Service Activities, Except Insurance and Pension Funding	6.95%
Infosys Ltd	Computer Programming, Consultancy and Related Activities	6.89%
HDFC Bank Ltd	Financial Service Activities, Except Insurance and Pension Funding	6.06%
Asian Paints Ltd	Manufacture of Chemicals and Chemical Products	4.52%
Larsen & Toubro Ltd	Civil Engineering Infrastructure	4.11%
Hindustan Unilever Ltd	Manufacture of Chemicals and Chemical Products	4.02%
ITC Ltd	Manufacture of Tobacco Products	3.95%
Bharti Airtel Ltd	Telecommunications Infrastructure	3.83%
Tata Steel Ltd	Manufacture of Basic Metals	3.29%
Others		45.61%
Money Market, Deposits & Other		2.21%
Total		100.00%

Asset Class



*Others includes Equity, Treps, Net receivable/payable and FD

Rating Profile



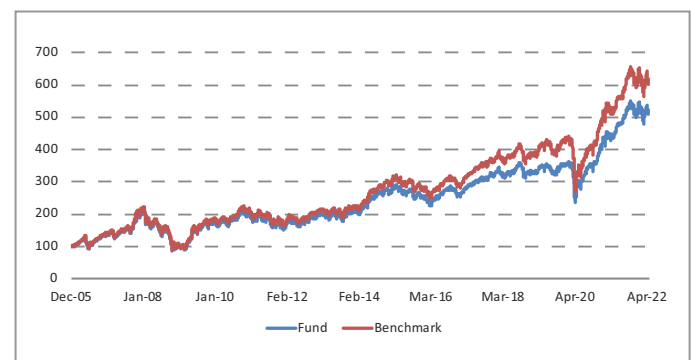
Fund Details

Description	
SFIN Number	ULIF02117/12/05PRMREQFUND116
Launch Date	17-Dec-05
Face Value	10
Risk Profile	Very High
Benchmark	Nifty 50 Index
CIO	Sampath Reddy
Fund Manager Name	Reshma Banda
Number of funds managed by fund manager:	
Equity	22
Debt	-
Hybrid	7
NAV as on 29-April-2022	51.5970
AUM (Rs. Cr)	12.47
Equity (Rs. Cr)	12.20
Debt (Rs. Cr)	0.26
Net current asset (Rs. Cr)	0.02

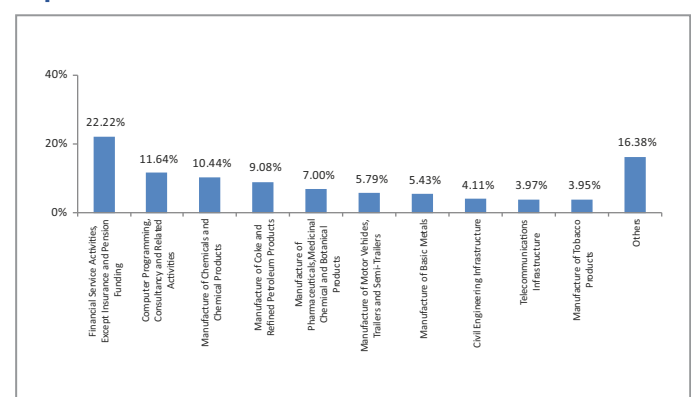
Quantitative Indicators

Modified Duration in Years	3.95
Average Maturity in Years	3.95
Yield to Maturity in %	3.95%

Growth of Rs. 100



Top 10 Sectors



Note : 'Financial & insurance activities' sector includes exposure to 'Fixed Deposits' & 'Certificate of Deposits'.

Performance

Period	1 Month	6 Months	1 Year	2 Years	3 Years	4 Years	5 Years	7 Years	10 Years	Inception
Fund	-1.35%	-2.19%	16.58%	30.19%	13.79%	11.79%	11.99%	10.02%	11.51%	10.54%
Benchmark	-2.07%	-3.22%	16.89%	31.75%	13.33%	12.34%	12.93%	11.10%	12.54%	11.66%

Returns less than or equal to 1 year are absolute. Returns greater than 1 year are compounded annualised growth rate (CAGR). Past performance is not indicative of future performance

April 2022

Premier Equity Gain Fund

Fund Objective

To provide capital appreciation through investment in selected equities that have potential for capital appreciation.

Portfolio Allocation

	Stated (%)	Actual (%)
Equity (Net)*	60 - 100	94.83
-Large cap stocks that are part of NSE 500		84.47
- Mid Cap Stocks		15.53
Bank deposits and money market instruments	0 - 40	4.81
Net Current Assets*		0.36
Total		100.00

*Net current asset represents net of receivables and payables for investments held.

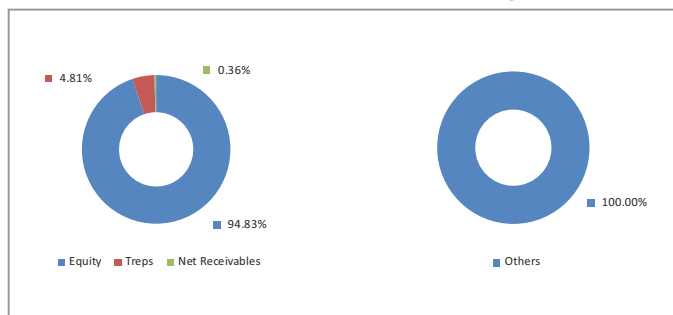
*At least 50 % in large cap stocks that are part of NSE 500. Balance can be invested in mid cap stocks

* Market-cap exposure is based on equity exposure re-scaled to 100%

Portfolio

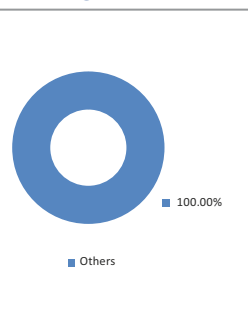
Company/Issuer	Sector/Rating	Exposure (%)
Equity		94.83%
Reliance Industries Ltd	Manufacture of Coke and Refined Petroleum Products	8.98%
Infosys Ltd	Computer Programming, Consultancy and Related Activities	8.12%
ICICI Bank Ltd	Financial Service Activities, Except Insurance and Pension Funding	7.30%
HDFC Bank Ltd	Financial Service Activities, Except Insurance and Pension Funding	5.69%
NIPPON INDIA ETF BANK BEES	Equity ETF	5.17%
ITC Ltd	Manufacture of Tobacco Products	3.61%
Axis Bank Ltd	Financial Service Activities, Except Insurance and Pension Funding	3.41%
Hindustan Unilever Ltd	Manufacture of Chemicals and Chemical Products	3.33%
Larsen & Toubro Ltd	Civil Engineering Infrastructure	3.15%
Housing Development Finance Corporation Ltd	Financial Service Activities, Except Insurance and Pension Funding	2.37%
Others		43.70%
Money Market, Deposits & Other		5.17%
Total		100.00%

Asset Class



*Others includes Equity, Treps, Net receivable/payable and FD

Rating Profile



Performance

Period	1 Month	6 Months	1 Year	2 Years	3 Years	4 Years	5 Years	7 Years	10 Years	Inception
Fund	-2.75%	-4.04%	14.00%	26.86%	11.88%	9.31%	10.89%	10.02%	13.22%	13.08%
Benchmark	-2.07%	-3.22%	16.89%	31.75%	13.33%	12.34%	12.93%	11.10%	12.54%	11.66%

Returns less than or equal to 1 year are absolute. Returns greater than 1 year are compounded annualised growth rate (CAGR), Past performance is not indicative of future performance

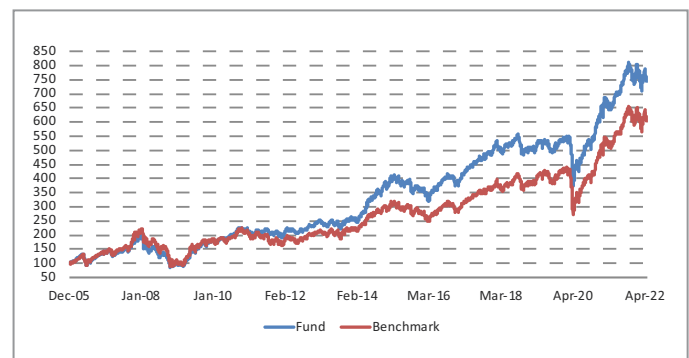
Fund Details

Description	
SFIN Number	ULIF02217/12/05PREREQGAIN116
Launch Date	17-Dec-05
Face Value	10
Risk Profile	Very High
Benchmark	Nifty 50 Index
CIO	Sampath Reddy
Fund Manager Name	Reshma Banda
Number of funds managed by fund manager:	
Equity	22
Debt	-
Hybrid	7
NAV as on 29-April-2022	74.8429
AUM (Rs. Cr)	27.86
Equity (Rs. Cr)	26.42
Debt (Rs. Cr)	1.34
Net current asset (Rs. Cr)	0.10

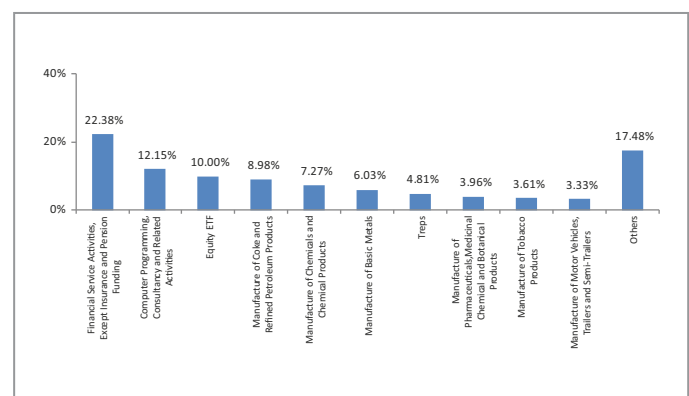
Quantitative Indicators

Modified Duration in Years	3.95
Average Maturity in Years	3.95
Yield to Maturity in %	3.95%

Growth of Rs. 100



Top 10 Sectors



Note : 'Financial & insurance activities' sector includes exposure to 'Fixed Deposits' & 'Certificate of Deposits'.

April 2022

Pure Equity Fund

Fund Objective

The investments in this fund will specifically exclude companies dealing in Gambling, Contests, Liquor, Entertainment (Films, TV etc.), Hotels, Banks and Financial Institutions.

Portfolio Allocation

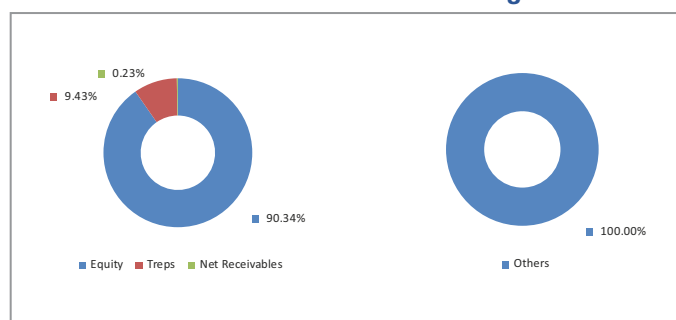
	Stated (%)	Actual (%)
Equity	60 - 100	90.34
Bank deposits and money market instruments	0 - 40	9.43
Net Current Assets*		0.23
Total		100.00

*Net current asset represents net of receivables and payables for investments held.

Portfolio

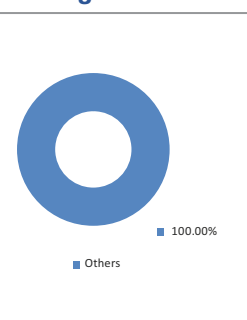
Company/Issuer	Sector/Rating	Exposure (%)
Equity		90.34%
Infosys Ltd	Computer Programming, Consultancy and Related Activities	6.26%
Reliance Industries Ltd	Manufacture of Coke and Refined Petroleum Products	6.14%
Tata Steel Ltd	Manufacture of Basic Metals	4.61%
ICICI Prudential IT ETF	Equity ETF	4.40%
Nestle India Ltd	Manufacture of Food Products	3.52%
HCL Technologies Ltd	Computer Programming, Consultancy and Related Activities	3.47%
Sun Pharmaceuticals Industries Ltd	Manufacture of Pharmaceuticals, Medicinal Chemical and Botanical Products	3.41%
Larsen & Toubro Ltd	Civil Engineering Infrastructure	3.40%
Tata Motors Ltd	Manufacture of Motor Vehicles, Trailers and Semi-Trailers	3.05%
Hindalco Industries Ltd	Manufacture of Basic Metals	2.90%
Others		49.18%
Money Market, Deposits & Other		9.66%
Total		100.00%

Asset Class



*Others includes Equity, Treps, Net receivable/payable and FD

Rating Profile



Performance

Period	1 Month	6 Months	1 Year	2 Years	3 Years	4 Years	5 Years	7 Years	10 Years	Inception
Fund	-1.76%	-2.96%	17.07%	31.50%	16.15%	11.58%	12.61%	11.78%	15.68%	15.09%
Benchmark	-2.07%	-3.22%	16.89%	31.75%	13.33%	12.34%	12.93%	11.10%	12.54%	11.66%

Returns less than or equal to 1 year are absolute. Returns greater than 1 year are compounded annualised growth rate (CAGR). Past performance is not indicative of future performance

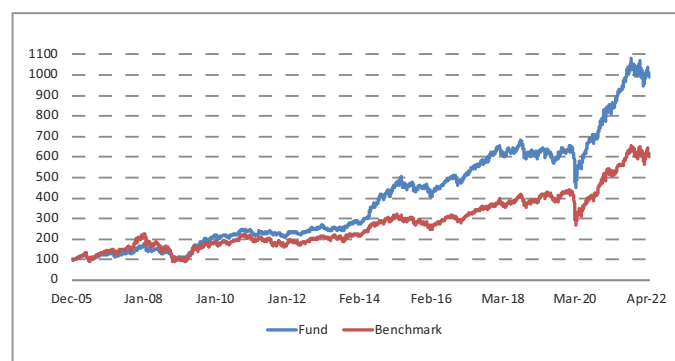
Fund Details

Description	
SFIN Number	ULIF02017/12/05PUREEQFUND116
Launch Date	17-Dec-05
Face Value	10
Risk Profile	Very High
Benchmark	Nifty 50 Index
CIO	Sampath Reddy
Fund Manager Name	Reshma Banda
Number of funds managed by fund manager:	
Equity	22
Debt	-
Hybrid	7
NAV as on 29-April-2022	99.8412
AUM (Rs. Cr)	45.99
Equity (Rs. Cr)	41.55
Debt (Rs. Cr)	4.34
Net current asset (Rs. Cr)	0.10

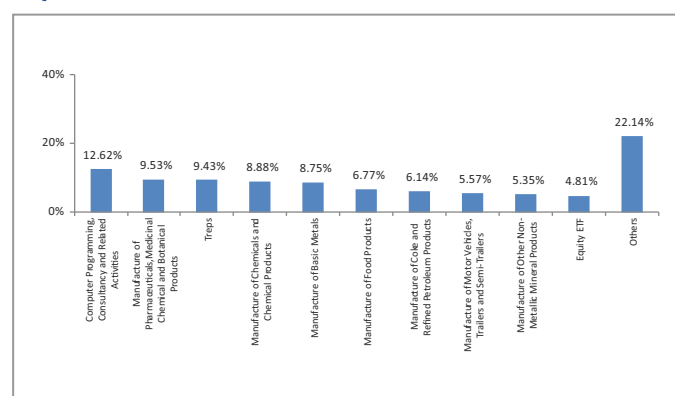
Quantitative Indicators

Modified Duration in Years	3.95
Average Maturity in Years	3.95
Yield to Maturity in %	3.95%

Growth of Rs. 100



Top 10 Sectors



Note : 'Financial & insurance activities' sector includes exposure to 'Fixed Deposits' & 'Certificate of Deposits'.

April 2022

Blue Chip Equity Fund

Fund Objective

To provide capital appreciation through investment in equities forming part of the National Stock Exchange NIFTY.

Portfolio Allocation

	Stated (%)	Actual (%)
Equity*	60 -100	98.06
Bank deposits and money market instruments	0 - 40	1.91
Net Current Assets*		0.03
Total		100.00

*Net current asset represents net of receivables and payables for investments held.

Portfolio

Company/Issuer	Sector/Rating	Exposure (%)
Equity		98.06%
Reliance Industries Ltd	Manufacture of Coke and Refined Petroleum Products	9.70%
Infosys Ltd	Computer Programming, Consultancy and Related Activities	7.03%
HDFC Bank Ltd	Financial Service Activities, Except Insurance and Pension Funding	6.82%
ICICI Bank Ltd	Financial Service Activities, Except Insurance and Pension Funding	6.44%
Bharti Airtel Ltd	Telecommunications Infrastructure	4.56%
Larsen & Toubro Ltd	Civil Engineering Infrastructure	4.28%
Asian Paints Ltd	Manufacture of Chemicals and Chemical Products	4.00%
ITC Ltd	Manufacture of Tobacco Products	3.88%
Tata Steel Ltd	Manufacture of Basic Metals	3.32%
Hindustan Unilever Ltd	Manufacture of Chemicals and Chemical Products	3.15%
Housing Development Finance Corporation Ltd	Financial Service Activities, Except Insurance and Pension Funding	2.46%
Maruti Suzuki India Ltd	Manufacture of Motor Vehicles, Trailers and Semi-Trailers	2.30%
Sun Pharmaceuticals Industries Ltd	Manufacture of Pharmaceuticals, Medicinal Chemical and Botanical Products	2.28%
Dr Reddys Laboratories Ltd	Manufacture of Pharmaceuticals, Medicinal Chemical and Botanical Products	2.11%
Cipla Ltd	Manufacture of Pharmaceuticals, Medicinal Chemical and Botanical Products	2.09%
Axis Bank Ltd	Financial Service Activities, Except Insurance and Pension Funding	2.02%
TITAN COMPANY LIMITED	Other Manufacturing	1.59%
Tata Motors Ltd	Manufacture of Motor Vehicles, Trailers and Semi-Trailers	1.59%
Tech Mahindra Ltd	Computer Programming, Consultancy and Related Activities	1.55%
UltraTech Cement Ltd	Manufacture of Other Non-Metallic Mineral Products	1.54%
Others		25.34%
Money Market, Deposits & Other		1.94%
Total		100.00%

Quantitative Indicators

Modified Duration in Years	3.95
Average Maturity in Years	3.95
Yield to Maturity in %	3.95%

Performance

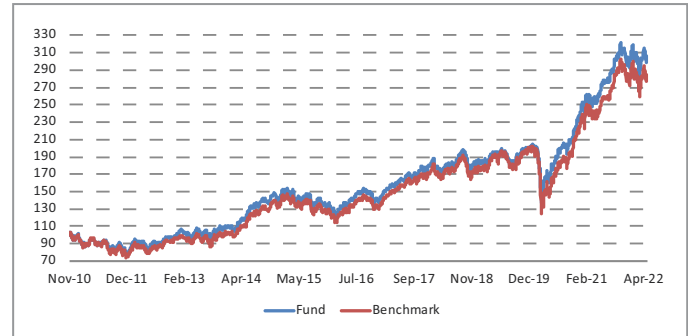
Period	1 Month	6 Months	1 Year	2 Years	3 Years	4 Years	5 Years	7 Years	10 Years	Inception
Fund	-1.51%	-1.57%	17.90%	31.82%	15.47%	13.55%	13.69%	11.59%	12.76%	10.09%
Benchmark	-2.07%	-3.22%	16.89%	31.75%	13.33%	12.34%	12.93%	11.10%	12.54%	9.35%

Returns less than or equal to 1 year are absolute. Returns greater than 1 year are compounded annualised growth rate (CAGR). Past performance is not indicative of future performance

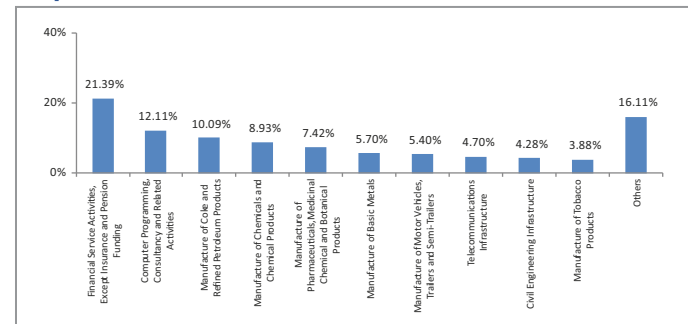
Fund Details

Description	
SFIN Number	ULIF06026/10/10BLUECHIPEQ116
Launch Date	01-Nov-10
Face Value	10
Risk Profile	High
Benchmark	Nifty 50 Index
CIO	Sampath Reddy
Fund Manager Name	Reshma Banda
Number of funds managed by fund manager:	
Equity	22
Debt	-
Hybrid	7
NAV as on 29-April-2022	30.2073
AUM (Rs. Cr)	783.48
Equity (Rs. Cr)	768.29
Debt (Rs. Cr)	14.99
Net current asset (Rs. Cr)	0.20

Growth of Rs. 100

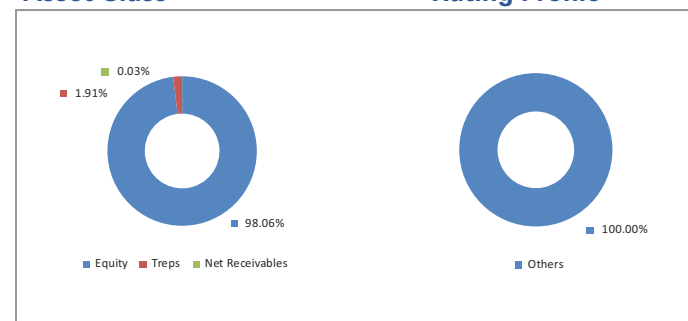


Top 10 Sectors

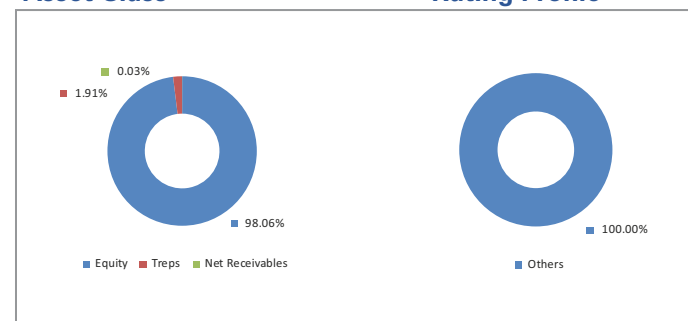


Note : 'Financial & insurance activities' sector includes exposure to 'Fixed Deposits' & 'Certificate of Deposits'.

Asset Class



Rating Profile



*Others includes Equity, Treps, Net receivable/payable and FD

April 2022

Pure Stock Fund II

Fund Objective

The investment objective of this fund is to specifically exclude companies dealing in Gambling, Contests, Liquor, Entertainment (Films, TV etc.), Hotels, Tobacco and Tobacco related Institutions.

Portfolio Allocation

	Stated (%)	Actual (%)
Equity*	75 -100	88.89
Bank deposits and money market instruments	0 - 25	10.96
Net Current Assets*		0.15
Total		100.00

*Net current asset represents net of receivables and payables for investments held.

Portfolio

Company/Issuer	Sector/Rating	Exposure (%)
Equity		88.89%
Reliance Industries Ltd	Manufacture of Coke and Refined Petroleum Products	7.38%
Infosys Ltd	Computer Programming, Consultancy and Related Activities	5.60%
ICICI Prudential IT ETF	Equity ETF	5.14%
NIPPON INDIA ETF BANK BEES	Equity ETF	4.61%
Tata Steel Ltd	Manufacture of Basic Metals	3.97%
Larsen & Toubro Ltd	Civil Engineering Infrastructure	3.28%
Bharti Airtel Ltd	Telecommunications Infrastructure	3.20%
Hindalco Industries Ltd	Manufacture of Basic Metals	2.79%
HCL Technologies Ltd	Computer Programming, Consultancy and Related Activities	2.41%
Dr Reddys Laboratories Ltd	Manufacture of Pharmaceuticals, Medicinal Chemical and Botanical Products	2.22%
TITAN COMPANY LIMITED	Other Manufacturing	2.11%
Sun Pharmaceuticals Industries Ltd	Manufacture of Pharmaceuticals, Medicinal Chemical and Botanical Products	2.01%
Tata Motors Ltd	Manufacture of Motor Vehicles, Trailers and Semi-Trailers	1.85%
Power Grid Corporation of India Ltd	Electricity, Gas, Steam and Air Conditioning Supply Infrastructure	1.82%
Nestle India Ltd	Manufacture of Food Products	1.79%
Marico Ltd	Manufacture of Food Products	1.76%
Hindustan Unilever Ltd	Manufacture of Chemicals and Chemical Products	1.72%
Godrej Consumer Products Ltd	Manufacture of Chemicals and Chemical Products	1.65%
MRF Ltd	Manufacture of Rubber and Plastics Products	1.60%
Tech Mahindra Ltd	Computer Programming, Consultancy and Related Activities	1.55%
Others		30.44%
Money Market, Deposits & Other		11.11%
Total		100.00%

Performance

Period	1 Month	6 Months	1 Year	2 Years	3 Years	4 Years	5 Years	7 Years	10 Years	Inception
Fund	-1.64%	-2.37%	15.01%	28.95%	13.93%	10.51%	-	-	-	11.32%
Benchmark	-2.07%	-3.22%	16.89%	31.75%	13.33%	12.34%	-	-	-	12.33%

Returns less than or equal to 1 year are absolute. Returns greater than 1 year are compounded annualised growth rate (CAGR). Past performance is not indicative of future performance

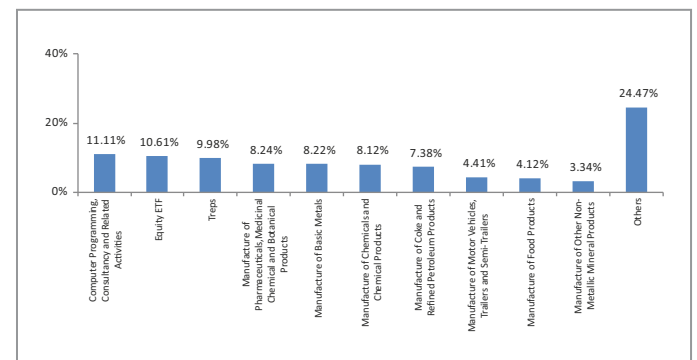
Fund Details

Description	
SFIN Number	ULIF07709/01/17PURSTKFUN2116
Launch Date	05-June-17
Face Value	10
Risk Profile	Very High
Benchmark	Nifty 50 Index
CIO	Sampath Reddy
Fund Manager Name	Reshma Banda
Number of funds managed by fund manager:	
Equity	22
Debt	-
Hybrid	7
NAV as on 29-April-2022	16.9183
AUM (Rs. Cr)	3041.67
Equity (Rs. Cr)	2703.76
Debt (Rs. Cr)	333.36
Net current asset (Rs. Cr)	4.55

Quantitative Indicators

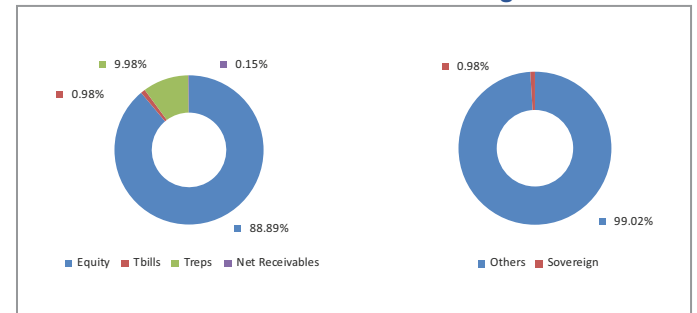
Modified Duration in Years	3.67
Average Maturity in Years	3.67
Yield to Maturity in %	4.00%

Top 10 Sectors

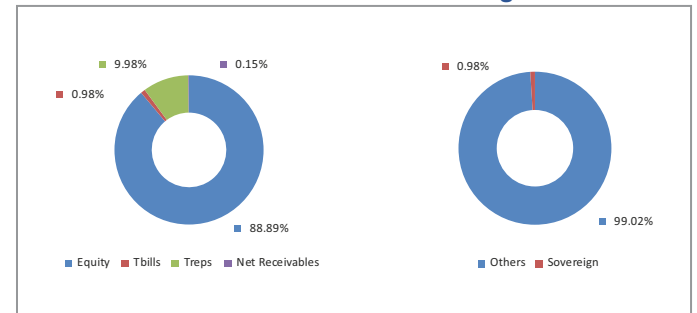


Note : 'Financial & insurance activities' sector includes exposure to 'Fixed Deposits' & 'Certificate of Deposits'.

Asset Class



Rating Profile



*Others includes Equity, Treps, Net receivable/payable and FD

April 2022

Asset Allocation Fund

Fund Objective

To realize a level of total income, including current income and capital appreciation, which is consistent with reasonable investment risk. The investment strategy will involve a flexible policy for allocating assets among equities, bonds and cash.

Portfolio Allocation

	Stated (%)	Actual (%)
Equity	0 - 100	65.45
Debt and Money market instruments	0 - 100	33.81
Net Current Assets*		0.74
Total		100.00

*Net current asset represents net of receivables and payables for investments held.

Portfolio

Company/Issuer	Sector/Rating	Exposure (%)
Equity		65.45%
Reliance Industries Ltd	Manufacture of Coke and Refined Petroleum Products	7.67%
ICICI Bank Ltd	Financial Service Activities, Except Insurance and Pension Funding	5.98%
HDFC Bank Ltd	Financial Service Activities, Except Insurance and Pension Funding	5.51%
Infosys Ltd	Computer Programming, Consultancy and Related Activities	5.23%
Housing Development Finance Corporation Ltd	Financial Service Activities, Except Insurance and Pension Funding	3.83%
Tata Consultancy Services Ltd	Computer Programming, Consultancy and Related Activities	2.49%
Kotak Mahindra Bank Ltd	Financial Service Activities, Except Insurance and Pension Funding	2.29%
ITC Ltd	Manufacture of Tobacco Products	2.28%
Larsen & Toubro Ltd	Civil Engineering Infrastructure	2.28%
State Bank of India	Financial Service Activities, Except Insurance and Pension Funding	1.85%
Others		26.03%
Corporate Bond		8.34%
8.35% IRFC Ltd NCD (S) (MD 13/03/2029)	AAA	5.93%
10.63% IOT NCD Series IV-STRIP-6 (S) (MD 20/09/2028)	AAA	0.82%
8.45% Bajaj Finance Ltd. NCD (U)(MD 29/09/2026)	AAA	0.36%
8.75% Bajaj Finance Ltd. NCD (U)(MD 14/08/2026)	AAA	0.35%
8.85% Axis Bank Ltd. NCD (U)(MD 05/12/2024)	AAA	0.34%
8.85% Bajaj Finance Ltd. NCD (U)(MD 15/07/2026)	AAA	0.23%
7.90% LICHF Ltd. NCD (S) (MD 18/08/2026)	AAA	0.22%
5.50% BRITANNIA INDUSTRIES LIMITED NCD (U) (MD 03.06.2024)	AAA	0.06%
8.55% Indian Railway Finance Corporation NCD(S) (MD21/02/2029)	AAA	0.03%
8.00% BRITANNIA INDUSTRIES LIMITED NCD (S) (MD 28.08.2022)	AAA	0.02%

Company/Issuer	Sector/Rating	Exposure (%)
Sovereign		23.93%
7.26% GOI (MD 14/01/2029)	SOV	7.02%
7.17% GOI (MD 08/01/2028)	SOV	5.48%
6.79% GOI (MD 15/05/2027)	SOV	4.58%
8.60% GOI (MD 02/06/2028)	SOV	3.95%
6.67% GOI (MD 15/12/2035)	SOV	2.14%
8.26% GOI (MD 02/08/2027)	SOV	0.53%
5.63% GOI (MD 12/04/2026)	SOV	0.12%
7.57% GOI (MD 17/6/2033)	SOV	0.11%
Money Market, Deposits & Other		2.28%
Total		100.00%

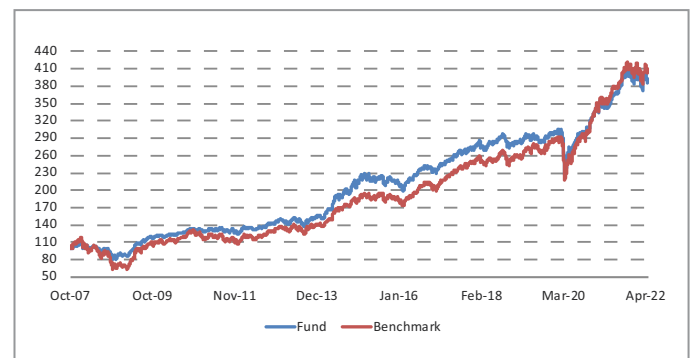
Fund Details

Description		
SFIN Number	ULIF04528/09/07ASSETALLOC116	
Launch Date	01-Oct-07	
Face Value	10	
Risk Profile	High	
Benchmark	CRISIL Balanced Fund – Aggressive Index	
CIO	Sampath Reddy	
Fund Manager Name	Paresh Jain, Deep Mehta	
Number of funds managed by fund manager:	Paresh Jain	Deep Mehta
Equity	-	-
Debt	-	25
Hybrid	4	16
NAV as on 29-April-2022	38.9748	
AUM (Rs. Cr)	806.41	
Equity (Rs. Cr)	527.77	
Debt (Rs. Cr)	272.66	
Net current asset (Rs. Cr)	5.98	

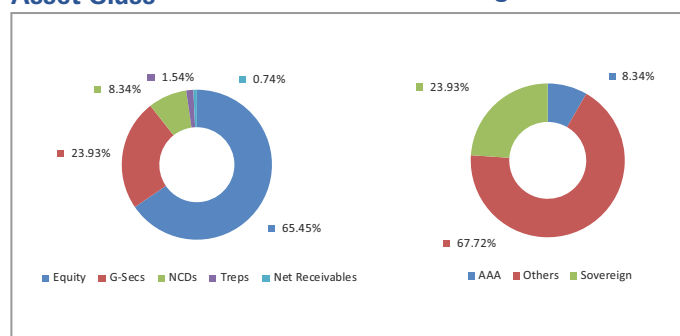
Quantitative Indicators

Modified Duration in Years	4.81
Average Maturity in Years	6.43
Yield to Maturity in %	6.85%

Growth of Rs. 100

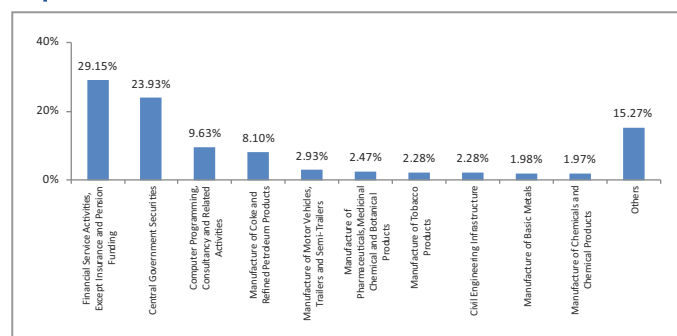


Asset Class



*Others includes Equity, Treps, Net receivable/payable and FD

Top 10 Sectors



Note : 'Financial & insurance activities' sector includes exposure to 'Fixed Deposits' & 'Certificate of Deposits'.

Performance

Period	1 Month	6 Months	1 Year	2 Years	3 Years	4 Years	5 Years	7 Years	10 Years	Inception
Fund	-1.80%	-2.32%	12.21%	19.00%	9.69%	8.19%	8.86%	8.56%	11.19%	9.77%
Benchmark	-1.67%	-1.95%	11.93%	22.13%	12.37%	11.50%	11.47%	10.44%	11.43%	9.02%

Returns less than or equal to 1 year are absolute. Returns greater than 1 year are compounded annualised growth rate (CAGR). Past performance is not indicative of future performance

April 2022

Asset Allocation Pension Fund

Fund Objective

To realize a level of total income, including current income and capital appreciation, which is consistent with reasonable investment risk. The investment strategy will involve a flexible policy for allocating assets among equities, bonds and cash. The fund strategy will be to adjust the mix between these asset classes to capitalize on the changing financial markets and economic conditions.

Portfolio Allocation

	Stated (%)	Actual (%)
Equity	0 - 100	65.84
Debt and Money market instruments	0 - 100	33.23
Net Current Assets*		0.93
Total		100.00

*Net current asset represents net of receivables and payables for investments held.

Portfolio

Company/Issuer	Sector/Rating	Exposure (%)
Equity		65.84%
Reliance Industries Ltd	Manufacture of Coke and Refined Petroleum Products	7.68%
ICICI Bank Ltd	Financial Service Activities, Except Insurance and Pension Funding	6.76%
HDFC Bank Ltd	Financial Service Activities, Except Insurance and Pension Funding	5.53%
Infosys Ltd	Computer Programming, Consultancy and Related Activities	5.27%
Housing Development Finance Corporation Ltd	Financial Service Activities, Except Insurance and Pension Funding	3.92%
Larsen & Toubro Ltd	Civil Engineering Infrastructure	2.80%
Kotak Mahindra Bank Ltd	Financial Service Activities, Except Insurance and Pension Funding	2.77%
ITC Ltd	Manufacture of Tobacco Products	2.51%
Tata Consultancy Services Ltd	Computer Programming, Consultancy and Related Activities	2.28%
State Bank of India	Financial Service Activities, Except Insurance and Pension Funding	2.22%
Others		24.11%
Corporate Bond		0.00%
5.50% BRITANNIA INDUSTRIES LIMITED NCD (U) (MD 03.06.2024)	AAA	0.00%
Sovereign		30.24%
7.17% GOI (MD 08/01/2028)	SOV	10.66%
8.60% GOI (MD 02/06/2028)	SOV	8.60%
7.26% GOI (MD 14/01/2029)	SOV	8.05%
6.67% GOI (MD 15/12/2035)	SOV	1.88%
6.79% GOI (MD 15/05/2027)	SOV	0.99%
7.27% GOI (MD 08/04/2026)	SOV	0.06%
Money Market, Deposits & Other		3.91%
Total		100.00%

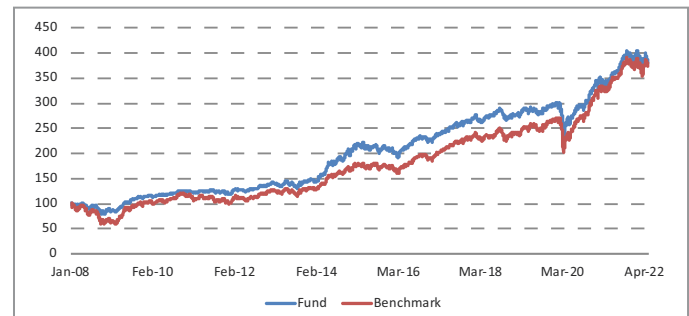
Fund Details

Description		
SFIN Number	ULIF04628/01/08ASALLOCPEN116	
Launch Date	27-Jan-08	
Face Value	10	
Risk Profile	High	
Benchmark	CRISIL Balanced Fund – Aggressive Index	
CIO	Sampath Reddy	
Fund Manager Name	Paresh Jain, Deep Mehta	
Number of funds managed by fund manager:	Paresh Jain	Deep Mehta
Equity	-	-
Debt	-	25
Hybrid	4	16
NAV as on 29-April-2022	38.3420	
AUM (Rs. Cr)	50.25	
Equity (Rs. Cr)	33.09	
Debt (Rs. Cr)	16.70	
Net current asset (Rs. Cr)	0.47	

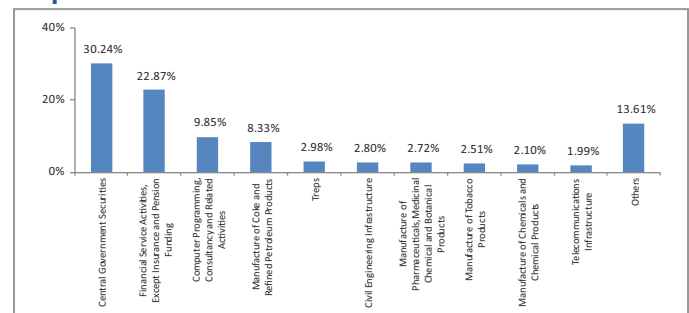
Quantitative Indicators

Modified Duration in Years	4.84
Average Maturity in Years	6.32
Yield to Maturity in %	6.72%

Growth of Rs. 100



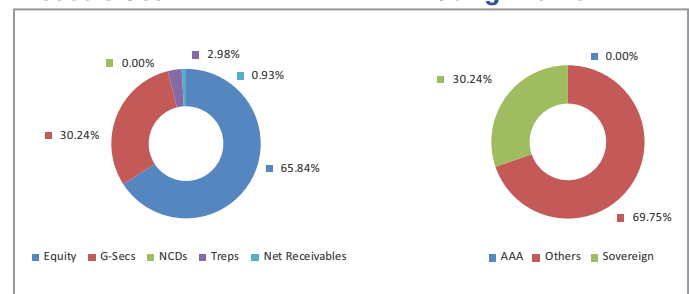
Top 10 Sectors



Note : 'Financial & insurance activities' sector includes exposure to 'Fixed Deposits' & 'Certificate of Deposits'.

Asset Class

Rating Profile



*Others includes Equity, Treps, Net receivable/payable and FD

Performance

Period	1 Month	6 Months	1 Year	2 Years	3 Years	4 Years	5 Years	7 Years	10 Years	Inception
Fund	-1.77%	-2.54%	12.32%	18.84%	9.98%	8.59%	9.25%	8.88%	11.68%	9.88%
Benchmark	-1.67%	-1.95%	11.93%	22.13%	12.37%	11.50%	11.47%	10.44%	11.43%	8.78%

Returns less than or equal to 1 year are absolute. Returns greater than 1 year are compounded annualised growth rate (CAGR). Past performance is not indicative of future performance

April 2022

Asset Allocation Fund II

Fund Objective

The investment objective of this fund will be to realize a level of total income, including current income and capital appreciation, which is consistent with reasonable investment risk. The investment strategy will involve a flexible policy for allocating assets among equities, bonds and cash.

Portfolio Allocation

	Stated (%)	Actual (%)
Equity	40 - 90	64.52
Debt , Bank deposits & Fixed Income Securities	0 - 60	31.12
Money Market instrument	0 - 50	3.75
Net Current Assets*		0.61
Total		100.00

*Net current asset represents net of receivables and payables for investments held.

Company/Issuer	Sector/Rating	Exposure (%)
Equity		64.52%
Reliance Industries Ltd	Manufacture of Coke and Refined Petroleum Products	7.34%
ICICI Bank Ltd	Financial Service Activities, Except Insurance and Pension Funding	6.06%
HDFC Bank Ltd	Financial Service Activities, Except Insurance and Pension Funding	5.07%
Infosys Ltd	Computer Programming, Consultancy and Related Activities	4.93%
Housing Development Finance Corporation Ltd	Financial Service Activities, Except Insurance and Pension Funding	3.52%
Tata Consultancy Services Ltd	Computer Programming, Consultancy and Related Activities	2.62%
ITC Ltd	Manufacture of Tobacco Products	2.21%
Larsen & Toubro Ltd	Civil Engineering Infrastructure	2.10%
Kotak Mahindra Bank Ltd	Financial Service Activities, Except Insurance and Pension Funding	2.07%
State Bank of India	Financial Service Activities, Except Insurance and Pension Funding	2.05%
Bharti Airtel Ltd	Telecommunications Infrastructure	1.60%
Maruti Suzuki India Ltd	Manufacture of Motor Vehicles, Trailers and Semi-Trailers	1.28%
Hindustan Unilever Ltd	Manufacture of Chemicals and Chemical Products	1.26%
HCL Technologies Ltd	Computer Programming, Consultancy and Related Activities	1.22%
Axis Bank Ltd	Financial Service Activities, Except Insurance and Pension Funding	1.20%
Tata Steel Ltd	Manufacture of Basic Metals	1.16%
TITAN COMPANY LIMITED	Other Manufacturing	1.10%
Mahindra & Mahindra Ltd	Manufacture of Motor Vehicles, Trailers and Semi-Trailers	1.02%
Bajaj Finance Limited	Financial Service Activities, Except Insurance and Pension Funding	0.96%
Nippon India ETF Nifty IT	Equity ETF	0.95%
Others		14.82%
Corporate Bond		0.00%
5.50% BRITANNIA INDUSTRIES LIMITED NCD (U) (MD 03.06.2024)	AAA	0.00%
Sovereign		31.12%
6.79% GOI (MD 15/05/2027)	SOV	8.74%
7.26% GOI (MD 14/01/2029)	SOV	7.08%
8.60% GOI (MD 02/06/2028)	SOV	6.54%
7.17% GOI (MD 08/01/2028)	SOV	3.86%
6.67% GOI (MD 15/12/2035)	SOV	2.11%
8.26% GOI (MD 02/08/2027)	SOV	2.03%
7.27% GOI (MD 08/04/2026)	SOV	0.76%
Money Market, Deposits & Other		4.36%
Total		100.00%

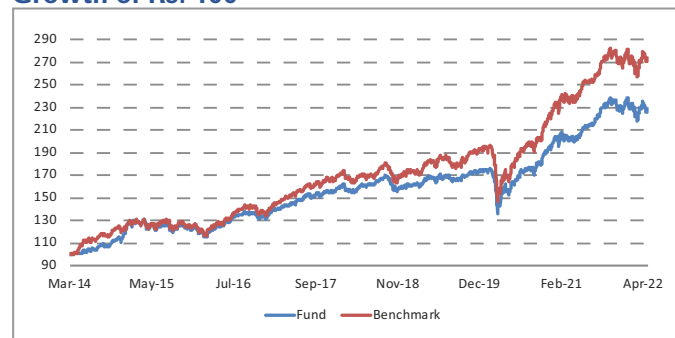
Fund Details

Description	
SFIN Number	ULIF07205/12/13ASSETALL02116
Launch Date	31-Mar-14
Face Value	10
Risk Profile	High
Benchmark	CRISIL Balanced Fund – Aggressive Index
CIO	Sampath Reddy
Fund Manager Name	Paresh Jain, Deep Mehta
Number of funds managed by fund manager:	Paresh Jain Deep Mehta
Equity	-
Debt	-
Hybrid	4
NAV as on 29-April-2022	22.7108
AUM (Rs. Cr)	314.05
Equity (Rs. Cr)	202.63
Debt (Rs. Cr)	109.52
Net current asset (Rs. Cr)	1.90

Quantitative Indicators

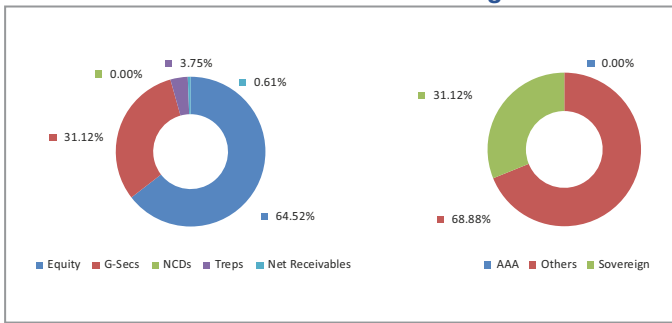
Modified Duration in Years	4.68
Average Maturity in Years	6.04
Yield to Maturity in %	6.63%

Growth of Rs. 100



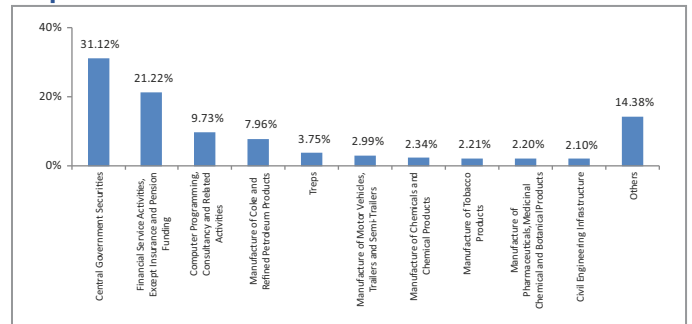
Asset Class

Rating Profile



*Others includes Equity, Treps, Net receivable/payable and FD

Top 10 Sectors



Note : 'Financial & insurance activities' sector includes exposure to 'Fixed Deposits' & 'Certificate of Deposits'.

Performance

Period	1 Month	6 Months	1 Year	2 Years	3 Years	4 Years	5 Years	7 Years	10 Years	Inception
Fund	-1.71%	-2.32%	12.25%	18.36%	10.58%	8.82%	9.39%	9.01%	-	10.68%
Benchmark	-1.67%	-1.95%	11.93%	22.13%	12.37%	11.50%	11.47%	10.44%	-	11.44%

Returns less than or equal to 1 year are absolute. Returns greater than 1 year are compounded annualised growth rate (CAGR). Past performance is not indicative of future performance

April 2022

Bond Fund

Fund Objective

To provide accumulation of income through investment in high quality fixed income securities like G-Secs, and corporate debt rated AA and above.

Portfolio Allocation

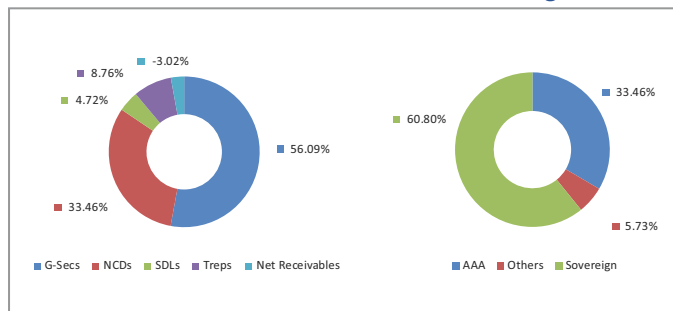
	Stated (%)	Actual (%)
Debt and money market instruments	0 - 100	103.02
Net Current Assets*		-3.02
Total		100.00

*Net current asset represents net of receivables and payables for investments held.

Portfolio

Company/Issuer	Sector/Rating	Exposure (%)
Corporate Bond		33.46%
8.30% NTPC Ltd NCD Series 67 Secured Bond (S) (MD 15/01/2029)	AAA	5.50%
6.45% ICICI Bank Ltd. Infra Bond (MD 15/06/2028)	AAA	5.33%
7.10% HDFC LTD (S) Series Z-007 (MD 12/11/2031)	AAA	5.12%
8.24% Power Grid Corporation(GOI Serviced)NCD(U) (14/02/2029)	AAA	4.92%
7.43% NABARD NCD GOI SERVICED (U)(MD 31/01/2030)	AAA	2.78%
7.14% RECL Ltd NCD GOI serviced (U) (MD 02/03/2030)	AAA	2.57%
7.83% LICHF Ltd. NCD (S)(MD 25/09/2026) (P 26/11/2020)	AAA	1.92%
8.85% Bajaj Finance Ltd. NCD (U)(MD 15/07/2026)	AAA	1.20%
7.90% HDFC Ltd. NCD (S) (MD 24/08/2026)	AAA	1.14%
9.05% HDFC Ltd NCD (MD 16/10/2028)	AAA	0.91%
Others		2.06%
Sovereign		60.80%
6.54% GOI (MD 17/01/2032)	SOV	10.50%
5.63% GOI (MD 12/04/2026)	SOV	8.71%
6.79% GOI (MD 15/05/2027)	SOV	8.20%
7.26% GOI (MD 14/01/2029)	SOV	5.81%
6.64% GOI (MD 16/06/2035)	SOV	5.16%
7.17% GOI (MD 08/01/2028)	SOV	4.18%
8.15% GOI (MD 24/11/2026)	SOV	3.75%
6.19% GOI (MD 16/09/2034)	SOV	3.16%
6.58% Gujarat SDL (MD 31/03/2027)	SOV	2.69%
7.57% GOI (MD 17/6/2033)	SOV	2.27%
Others		6.38%
Money Market, Deposits & Other		5.73%
Total		100.00%

Asset Class



*Others includes Equity, Treps, Net receivable/payable and FD

Performance

Period	1 Month	6 Months	1 Year	2 Years	3 Years	4 Years	5 Years	7 Years	10 Years	Inception
Fund	-1.15%	-0.27%	1.92%	3.58%	6.06%	6.50%	5.91%	6.79%	7.78%	8.16%
Benchmark	-0.97%	0.22%	2.61%	5.18%	7.87%	7.92%	7.07%	7.77%	8.17%	7.51%

Returns less than or equal to 1 year are absolute. Returns greater than 1 year are compounded annualised growth rate (CAGR). Past performance is not indicative of future performance

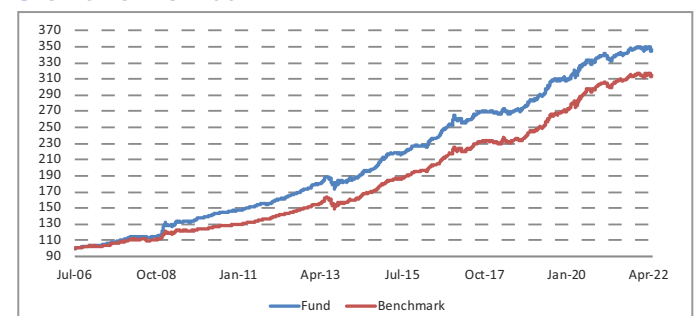
Fund Details

Description	
SFIN Number	ULIF02610/07/06BONDFUNDLI116
Launch Date	10-Jul-06
Face Value	10
Risk Profile	Moderate
Benchmark	CRISIL Composite Bond Fund Index
CIO	Sampath Reddy
Fund Manager Name	Deep Mehta
Number of funds managed by fund manager:	
Equity	-
Debt	25
Hybrid	16
NAV as on 29-April-2022	34.5594
AUM (Rs. Cr)	1826.56
Equity (Rs. Cr)	-
Debt (Rs. Cr)	1881.74
Net current asset (Rs. Cr)	-55.18

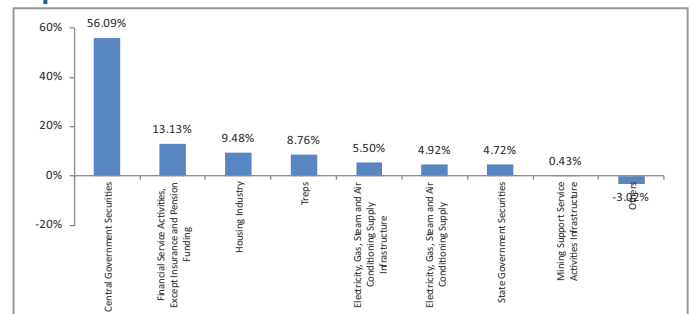
Quantitative Indicators

Modified Duration in Years	5.05
Average Maturity in Years	6.76
Yield to Maturity in %	6.70%

Growth of Rs. 100



Top 10 Sectors



Note : 'Financial & insurance activities' sector includes exposure to 'Fixed Deposits' & 'Certificate of Deposits'.

April 2022

Bond Pension Fund

Fund Objective

To provide accumulation of income through investment in high quality fixed income securities.

Portfolio Allocation

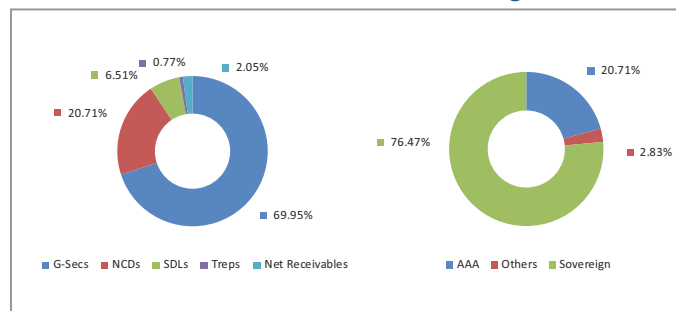
	Stated (%)	Actual (%)
Debt and money market instruments	0 - 100	97.95
Net Current Assets*		2.05
Total		100.00

*Net current asset represents net of receivables and payables for investments held.

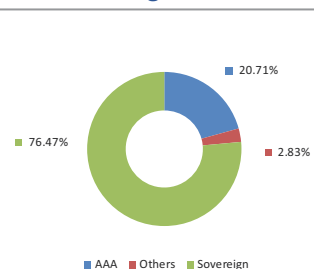
Portfolio

Company/Issuer	Sector/Rating	Exposure (%)
Corporate Bond		20.71%
7.05% HDFC Ltd. NCD (S) (MD 01/12/2031)	AAA	8.95%
7.65% Axis Bank Infra Bond Ltd (U) (MD 30/01/2027)	AAA	7.07%
8.30% NTPC Ltd NCD Series 67 Secured Bond (S)(MD 15/01/2029)	AAA	2.41%
7.14% RECL Ltd NCD GOI serviced (U) (MD 02/03/2030)	AAA	2.28%
Sovereign		76.47%
5.22% GOI (MD 15/06/2025)	SOV	31.02%
7.57% GOI (MD 17/6/2033)	SOV	16.30%
5.63% GOI (MD 12/04/2026)	SOV	7.08%
6.50% Gujarat SDL (MD 25/11/2030)	SOV	6.51%
6.10% GOI (MD 12/07/2031)	SOV	6.35%
7.27% GOI (MD 08/04/2026)	SOV	4.65%
6.54% GOI (MD 17/01/2032)	SOV	3.28%
6.97% GOI (MD 06/09/2026)	SOV	0.92%
5.77% GOI (MD 03/08/2030)	SOV	0.36%
Money Market, Deposits & Other		2.83%
Total		100.00%

Asset Class



Rating Profile



*Others includes Equity, Treps, Net receivable/payable and FD

Performance

Period	1 Month	6 Months	1 Year	2 Years	3 Years	4 Years	5 Years	7 Years	10 Years	Inception
Fund	-1.20%	-0.33%	1.66%	3.40%	5.55%	6.05%	5.49%	5.98%	7.26%	8.03%
Benchmark	-0.97%	0.22%	2.61%	5.18%	7.87%	7.92%	7.07%	7.77%	8.17%	7.52%

Returns less than or equal to 1 year are absolute. Returns greater than 1 year are compounded annualised growth rate (CAGR). Past performance is not indicative of future performance

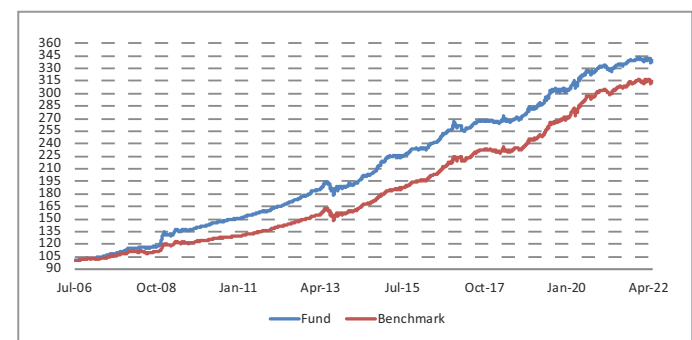
Fund Details

Description	
SFIN Number	ULIF03524/07/06BONDPENFUN116
Launch Date	24-Jul-06
Face Value	10
Risk Profile	Moderate
Benchmark	CRISIL Composite Bond Fund Index
CIO	Sampath Reddy
Fund Manager Name	Deep Mehta
Number of funds managed by fund manager:	
Equity	-
Debt	25
Hybrid	16
NAV as on 29-April-2022	33.8003
AUM (Rs. Cr)	21.93
Equity (Rs. Cr)	-
Debt (Rs. Cr)	21.48
Net current asset (Rs. Cr)	0.45

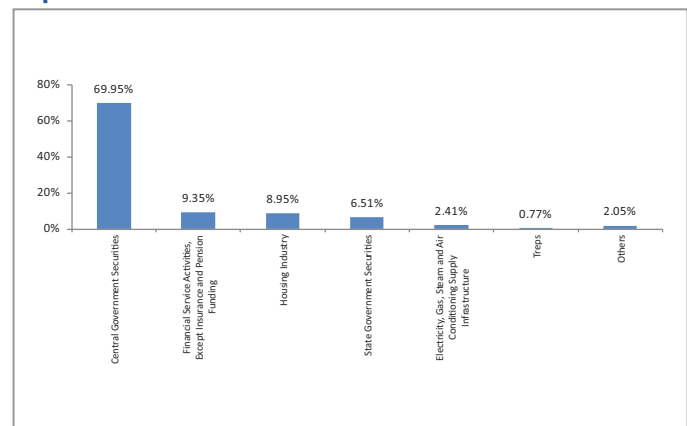
Quantitative Indicators

Modified Duration in Years	4.81
Average Maturity in Years	6.48
Yield to Maturity in %	6.78%

Growth of Rs. 100



Top 10 Sectors



Note : 'Financial & insurance activities' sector includes exposure to 'Fixed Deposits' & 'Certificate of Deposits'.

April 2022

Debt Fund

Fund Objective

To provide accumulation of income through investment in high quality fixed income Securities.

Portfolio Allocation

	Stated (%)	Actual (%)
Debt Instruments, FDs & Money Market Instruments*	0 - 100	98.47
Net Current Assets*		1.53
Total		100.00

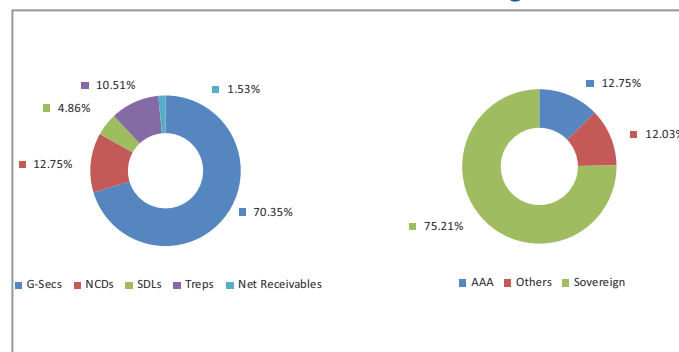
*Net current asset represents net of receivables and payables for investments held.

*Including Loan

Portfolio

Company/Issuer	Sector/Rating	Exposure (%)
Corporate Bond		12.75%
7.05% HDFC Ltd. NCD (S) (MD 01/12/2031)	AAA	7.51%
8.30% NTPC Ltd NCD Series 67 Secured Bond (S) (MD 15/01/2029)	AAA	2.70%
7.14% RECL Ltd NCD GOI serviced (U) (MD 02/03/2030)	AAA	2.55%
Sovereign		75.21%
5.63% GOI (MD 12/04/2026)	SOV	17.32%
5.77% GOI (MD 03/08/2030)	SOV	12.08%
7.57% GOI (MD 17/6/2033)	SOV	9.12%
6.54% GOI (MD 17/01/2032)	SOV	7.34%
5.22% GOI (MD 15/06/2025)	SOV	6.94%
7.88% GOI (MD 19/03/2030)	SOV	5.33%
7.17% GOI (MD 08/01/2028)	SOV	5.16%
6.50% Gujarat SDL (MD 25/11/2030)	SOV	4.86%
6.10% GOI (MD 12/07/2031)	SOV	4.74%
6.19% GOI (MD 16/09/2034)	SOV	2.33%
Money Market, Deposits & Other		12.03%
Total		100.00%

Asset Class



*Others includes Equity, Treps, Net receivable/payable and FD

Performance

Period	1 Month	6 Months	1 Year	2 Years	3 Years	4 Years	5 Years	7 Years	10 Years	Inception
Fund	-1.33%	-1.53%	-0.55%	1.38%	3.63%	4.19%	3.66%	4.51%	5.69%	5.58%
Benchmark	-0.97%	0.22%	2.61%	5.18%	7.87%	7.92%	7.07%	7.77%	8.17%	6.77%

Returns less than or equal to 1 year are absolute. Returns greater than 1 year are compounded annualised growth rate (CAGR). Past performance is not indicative of future performance

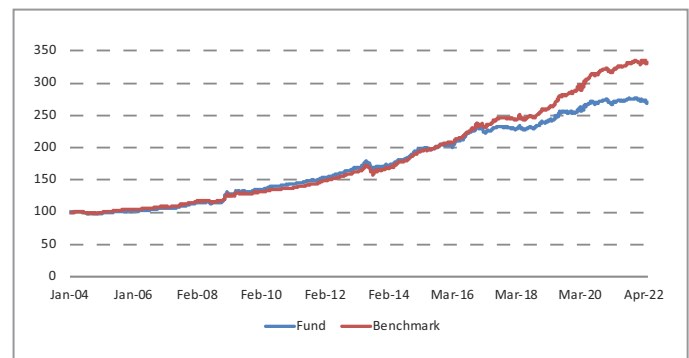
Fund Details

Description	
SFIN Number	ULIF00415/01/04DEBTFUNDLI116
Launch Date	15-Jan-04
Face Value	10
Risk Profile	Moderate
Benchmark	CRISIL Composite Bond Fund Index
CIO	Sampath Reddy
Fund Manager Name	Deep Mehta
Number of funds managed by fund manager:	
Equity	-
Debt	25
Hybrid	16
NAV as on 29-April-2022	27.0290
AUM (Rs. Cr)	39.20
Equity (Rs. Cr)	-
Debt (Rs. Cr)	38.61
Net current asset (Rs. Cr)	0.60

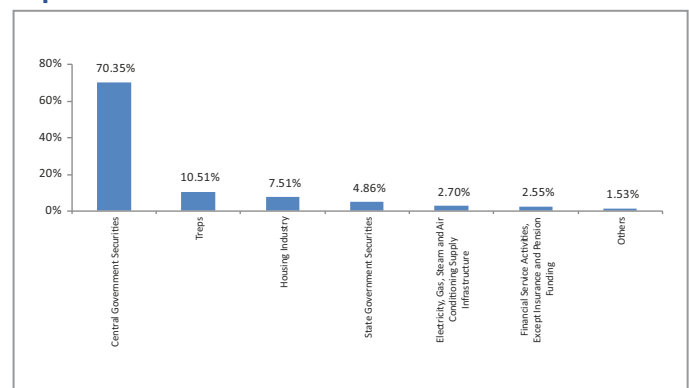
Quantitative Indicators

Modified Duration in Years	5.35
Average Maturity in Years	7.11
Yield to Maturity in %	6.64%

Growth of Rs. 100



Top 10 Sectors



Note : 'Financial & insurance activities' sector includes exposure to 'Fixed Deposits' & 'Certificate of Deposits'.

April 2022

Debt Plus Fund

Fund Objective

To provide accumulation of income through investment in high quality fixed income Securities.

Portfolio Allocation

	Stated (%)	Actual (%)
Debt Instruments, FDs & Money Market Instruments*	0 - 100	98.09
Net Current Assets*		1.91
Total		100.00

*Net current asset represents net of receivables and payables for investments held.

*Including Loan

Portfolio

Company/Issuer	Sector/Rating	Exposure (%)
Corporate Bond		16.47%
7.05% HDFC Ltd. NCD (S) (MD 01/12/2031)	AAA	8.93%
8.30% NTPC Ltd NCD Series 67 Secured Bond (S)(MD 15/01/2029)	AAA	4.81%
7.14% RECL Ltd NCD GOI serviced (U) (MD 02/03/2030)	AAA	2.73%
Sovereign		78.96%
7.57% GOI (MD 17/6/2033)	SOV	27.90%
5.63% GOI (MD 12/04/2026)	SOV	21.20%
5.22% GOI (MD 15/06/2025)	SOV	8.85%
7.17% GOI (MD 08/01/2028)	SOV	5.52%
6.54% GOI (MD 17/01/2032)	SOV	3.49%
6.50% Gujarat SDL (MD 25/11/2030)	SOV	3.47%
6.10% GOI (MD 12/07/2031)	SOV	3.38%
5.15% GOI (MD 09/11/2025)	SOV	2.63%
6.84% GOI (MD 19/12/2022)	SOV	2.12%
5.77% GOI (MD 03/08/2030)	SOV	0.39%
Money Market, Deposits & Other		4.57%
Total		100.00%

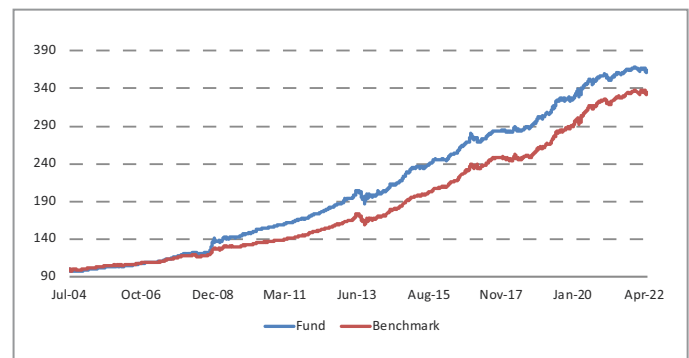
Fund Details

Description	
SFIN Number	ULIF00923/07/04DEBTPLUSFU116
Launch Date	23-Jul-04
Face Value	10
Risk Profile	Moderate
Benchmark	CRISIL Composite Bond Fund Index
CIO	Sampath Reddy
Fund Manager Name	Deep Mehta
Number of funds managed by fund manager:	
Equity	-
Debt	25
Hybrid	16
NAV as on 29-April-2022	36.3045
AUM (Rs. Cr)	54.92
Equity (Rs. Cr)	-
Debt (Rs. Cr)	53.87
Net current asset (Rs. Cr)	1.05

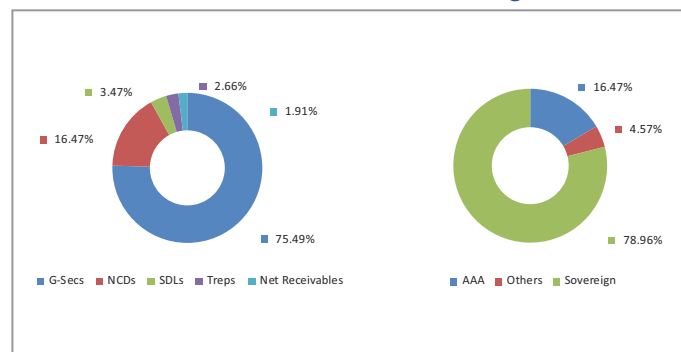
Quantitative Indicators

Modified Duration in Years	5.25
Average Maturity in Years	7.26
Yield to Maturity in %	6.81%

Growth of Rs. 100



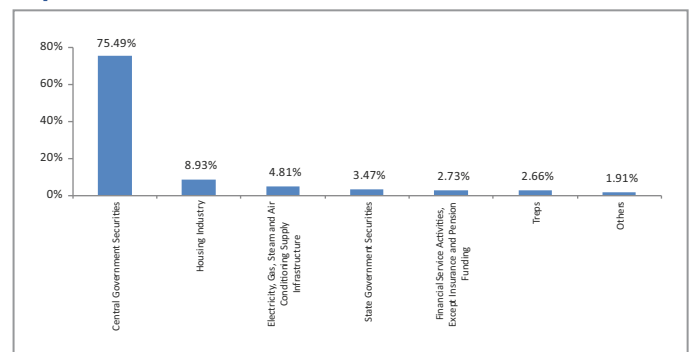
Asset Class



*Others includes Equity, Treps, Net receivable/payable and FD

Rating Profile

Top 10 Sectors



Note : 'Financial & insurance activities' sector includes exposure to 'Fixed Deposits' & 'Certificate of Deposits'.

Performance

Period	1 Month	6 Months	1 Year	2 Years	3 Years	4 Years	5 Years	7 Years	10 Years	Inception
Fund	-1.21%	-0.44%	1.54%	3.47%	5.69%	6.30%	5.84%	6.36%	7.51%	7.52%
Benchmark	-0.97%	0.22%	2.61%	5.18%	7.87%	7.92%	7.07%	7.77%	8.17%	7.03%

Returns less than or equal to 1 year are absolute. Returns greater than 1 year are compounded annualised growth rate (CAGR). Past performance is not indicative of future performance

April 2022

Debt Plus Pension Fund

Fund Objective

To provide accumulation of income through investment in high quality fixed income Securities.

Portfolio Allocation

	Stated (%)	Actual (%)
Debt Instruments, FDs & Money Market Instruments*	0 - 100	97.66
Net Current Assets*		2.34
Total		100.00

*Net current asset represents net of receivables and payables for investments held.

*Including Loan

Portfolio

Company/Issuer	Sector/Rating	Exposure (%)
Sovereign		94.36%
5.22% GOI (MD 15/06/2025)	SOV	48.14%
7.57% GOI (MD 17/6/2033)	SOV	20.48%
6.19% GOI (MD 16/09/2034)	SOV	10.76%
5.77% GOI (MD 03/08/2030)	SOV	9.32%
6.54% GOI (MD 17/01/2032)	SOV	5.65%
Money Market, Deposits & Other		5.64%
Total		100.00%

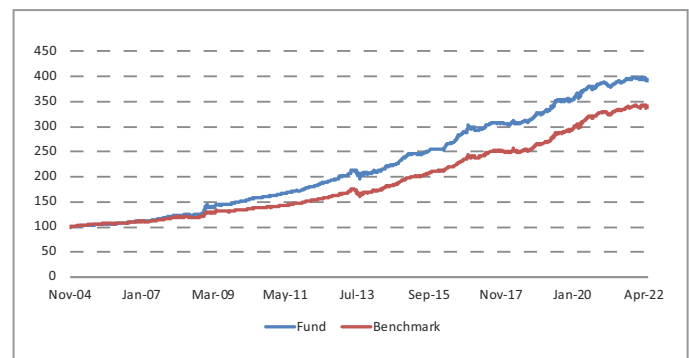
Fund Details

Description	
SFIN Number	ULIF01518/11/04DEBTLUPEN116
Launch Date	18-Nov-04
Face Value	10
Risk Profile	Moderate
Benchmark	CRISIL Composite Bond Fund Index
CIO	Sampath Reddy
Fund Manager Name	Deep Mehta
Number of funds managed by fund manager:	
Equity	-
Debt	25
Hybrid	16
NAV as on 29-April-2022	39.2190
AUM (Rs. Cr)	4.24
Equity (Rs. Cr)	-
Debt (Rs. Cr)	4.14
Net current asset (Rs. Cr)	0.10

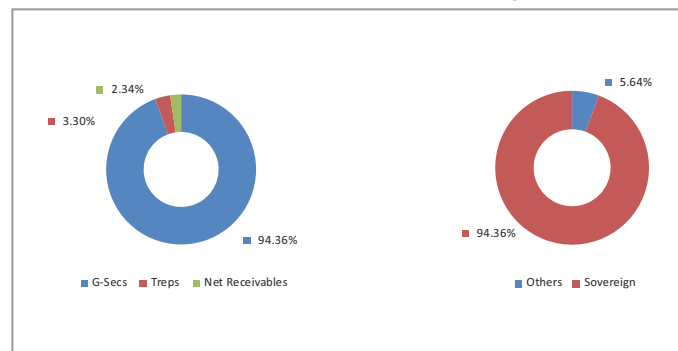
Quantitative Indicators

Modified Duration in Years	4.94
Average Maturity in Years	6.73
Yield to Maturity in %	6.62%

Growth of Rs. 100

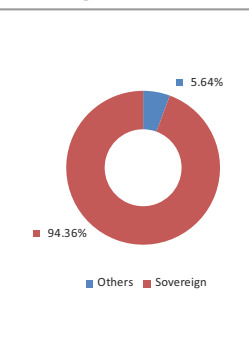


Asset Class

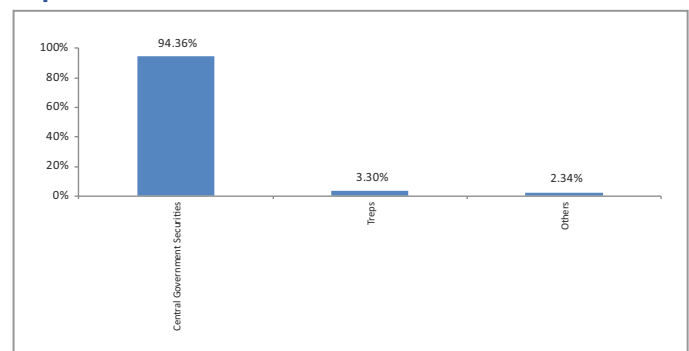


*Others includes Equity, Treps, Net receivable/payable and FD

Rating Profile



Top 10 Sectors



Note : 'Financial & insurance activities' sector includes exposure to 'Fixed Deposits' & 'Certificate of Deposits'.

Performance

Period	1 Month	6 Months	1 Year	2 Years	3 Years	4 Years	5 Years	7 Years	10 Years	Inception
Fund	-1.26%	-0.59%	1.70%	3.38%	5.70%	6.38%	5.83%	6.88%	7.94%	8.14%
Benchmark	-0.97%	0.22%	2.61%	5.18%	7.87%	7.92%	7.07%	7.77%	8.17%	7.25%

Returns less than or equal to 1 year are absolute. Returns greater than 1 year are compounded annualised growth rate (CAGR). Past performance is not indicative of future performance

April 2022

Life Long Gain Fund

Fund Objective

To provide accumulation of income through investment in high quality fixed income Securities.

Portfolio Allocation

	Stated (%)	Actual (%)
Government Securities	25 - 100	69.49
Government Securities or Other Approved Securities (including above)	50 - 100	78.43
Approved Investments Infrastructure and Social Sector	15 - 100	16.73
Others*	0 - 35	2.53
Others Approved	0 - 15	-
Net Current Assets*		2.31
Total		100.00

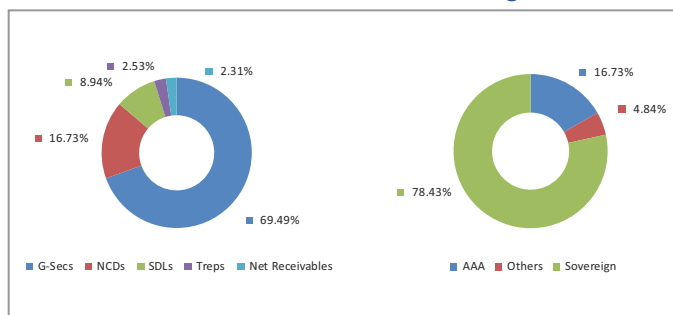
*Net current asset represents net of receivables and payables for investments held.

*Out of the 35%, not more than 15% of investment in 'Other than Approved Investment'

Portfolio

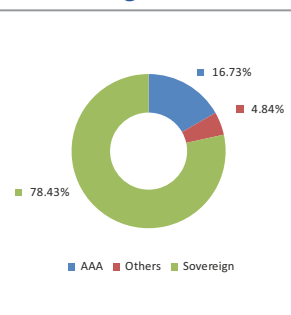
Company/Issuer	Sector/Rating	Exposure (%)
Corporate Bond		16.73%
8.30% NTPC Ltd NCD Series 67 Secured Bond (S)(MD 15/01/2029)	AAA	8.93%
7.90% LICHF Ltd. NCD (S)(MD 18/08/2026)	AAA	4.88%
7.83% LICHF Ltd. NCD (S)(MD 25/09/2026) (P 26/11/2020)	AAA	2.92%
Sovereign		78.43%
5.22% GOI (MD 15/06/2025)	SOV	22.80%
7.57% GOI (MD 17/6/2033)	SOV	15.82%
6.54% GOI (MD 17/01/2032)	SOV	9.00%
6.50% Gujarat SDL (MD 25/11/2030)	SOV	8.94%
6.10% GOI (MD 12/07/2031)	SOV	8.71%
7.27% GOI (MD 08/04/2026)	SOV	4.79%
5.77% GOI (MD 03/08/2030)	SOV	4.73%
5.63% GOI (MD 12/04/2026)	SOV	3.64%
Money Market, Deposits & Other		4.84%
Total		100.00%

Asset Class



*Others includes Equity, Treps, Net receivable/payable and FD

Rating Profile



Performance

Period	1 Month	6 Months	1 Year	2 Years	3 Years	4 Years	5 Years	7 Years	10 Years	Inception
Fund	-1.35%	-1.48%	-0.02%	1.83%	4.18%	4.78%	4.09%	4.85%	5.58%	5.02%
Benchmark	-0.97%	0.22%	2.61%	5.18%	7.87%	7.92%	7.07%	7.77%	8.17%	7.03%

Returns less than or equal to 1 year are absolute. Returns greater than 1 year are compounded annualised growth rate (CAGR). Past performance is not indicative of future performance

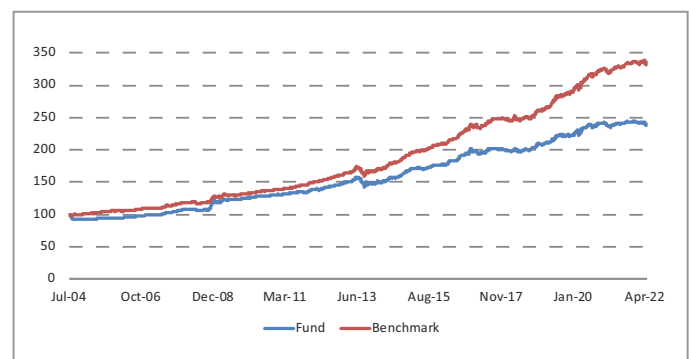
Fund Details

Description	
SFIN Number	ULIF01123/07/04LIFELOGAIN116
Launch Date	23-Jul-04
Face Value	10
Risk Profile	Moderate
Benchmark	CRISIL Composite Bond Fund Index
CIO	Sampath Reddy
Fund Manager Name	Deep Mehta
Number of funds managed by fund manager:	
Equity	-
Debt	25
Hybrid	16
NAV as on 29-April-2022	23.8925
AUM (Rs. Cr)	10.66
Equity (Rs. Cr)	-
Debt (Rs. Cr)	10.41
Net current asset (Rs. Cr)	0.25

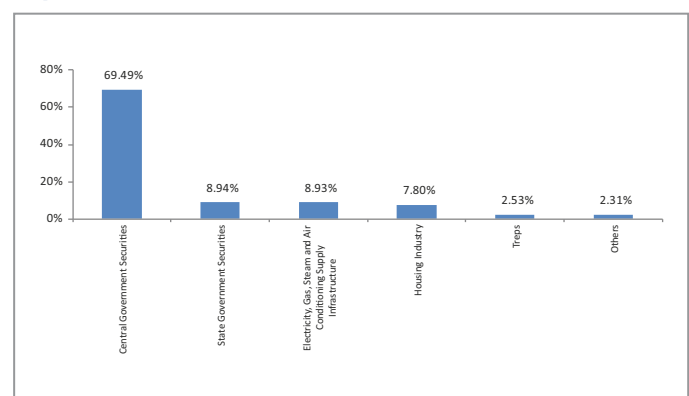
Quantitative Indicators

Modified Duration in Years	5.06
Average Maturity in Years	6.84
Yield to Maturity in %	6.80%

Growth of Rs. 100



Top 10 Sectors



Note : 'Financial & insurance activities' sector includes exposure to 'Fixed Deposits' & 'Certificate of Deposits'.

April 2022

Liquid Fund

Fund Objective

To have a Fund that protects the invested capital through investments in liquid money market and short-term instruments like commercial papers, certificate of deposits, money market mutual funds, and bank FDs etc.

Portfolio Allocation

	Stated (%)	Actual (%)
Bank deposits and money Market Instruments	0 - 100	100.00
Net Current Assets*		-
Total		100.00

*Net current asset represents net of receivables and payables for investments held.

Portfolio

Company/Issuer	Sector/Rating	Exposure (%)
Money Market, Deposits		9.48%
Axis Bank Ltd CD (MD 10/08/2022)	A1 +	5.07%
TREP (MD 02/05/2022)	Treps	4.41%
Sovereign		90.52%
364 Days T-Bill (MD 08/12/2022)	SOV	17.35%
182 Days T-Bill (MD 25/08/2022)	SOV	14.61%
364 Days T-Bill (MD 13/05/2022)	SOV	13.51%
364 Days T-Bill (MD 09/06/2022)	SOV	12.65%
182 Days T-Bill (MD 08/09/2022)	SOV	11.48%
182 Days T-Bill (MD 18/08/2022)	SOV	5.76%
364 Days T-Bill (MD 27/04/2023)	SOV	5.57%
182 Days T-Bill (MD 01/09/2022)	SOV	4.14%
364 Days T-Bill (MD 12/01/2023)	SOV	4.07%
364 Days T-Bill (MD 16/06/2022)	SOV	1.21%
364 Days T-Bill (MD 13/10/2022)	SOV	0.16%
Total		100.00%

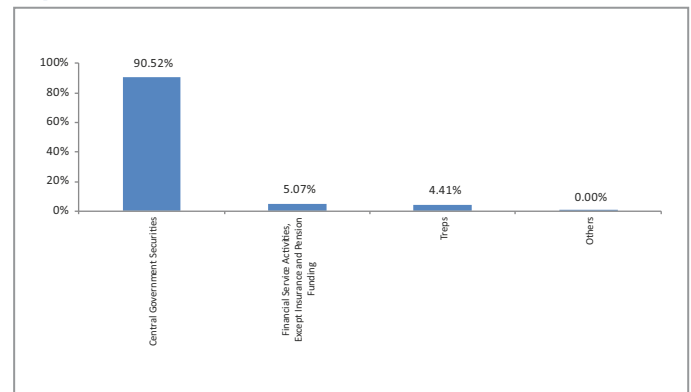
Fund Details

Description	
SFIN Number	ULIF02510/07/06LIQUIDFUND116
Launch Date	10-Jul-06
Face Value	10
Risk Profile	Low
Benchmark	CRISIL Liquid Fund Index
CIO	Sampath Reddy
Fund Manager Name	Deep Mehta
Number of funds managed by fund manager:	
Equity	-
Debt	25
Hybrid	16
NAV as on 29-April-2022	27.2671
AUM (Rs. Cr)	428.83
Equity (Rs. Cr)	-
Debt (Rs. Cr)	428.82
Net current asset (Rs. Cr)	0.01

Quantitative Indicators

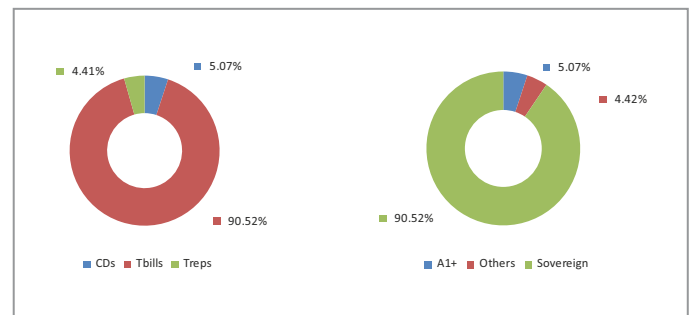
Modified Duration in Years	0.52
Average Maturity in Years	0.52
Yield to Maturity in %	4.01%

Top 10 Sectors

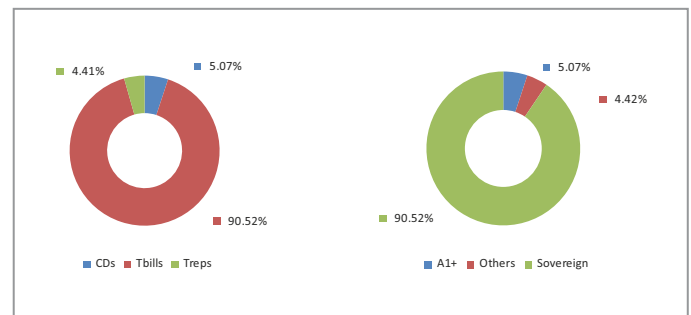


Note : 'Financial & insurance activities' sector includes exposure to 'Fixed Deposits' & 'Certificate of Deposits'.

Asset Class



Rating Profile



*Others includes Equity, Treps, Net receivable/payable and FD

Performance

Period	1 Month	6 Months	1 Year	2 Years	3 Years	4 Years	5 Years	7 Years	10 Years	Inception
Fund	0.23%	1.36%	2.63%	2.91%	3.60%	1.95%	2.63%	3.98%	5.37%	6.55%
Benchmark	0.31%	1.92%	3.70%	3.83%	4.63%	5.37%	5.67%	6.19%	6.98%	6.94%

Returns less than or equal to 1 year are absolute. Returns greater than 1 year are compounded annualised growth rate (CAGR). Past performance is not indicative of future performance

April 2022

Cash Fund

Fund Objective

To have a fund that protects invested capital through investments in liquid money market and short-term instruments.

Portfolio Allocation

	Stated (%)	Actual (%)
Money market instruments and short term debt*	0 - 100	99.95
Net Current Assets*		0.05
Total		100.00

*Net current asset represents net of receivables and payables for investments held.

* Including Fixed Deposits

Portfolio

Company/Issuer	Rating	Exposure (%)
Money Market, Deposits & Other		100.00%
Total		100.00%

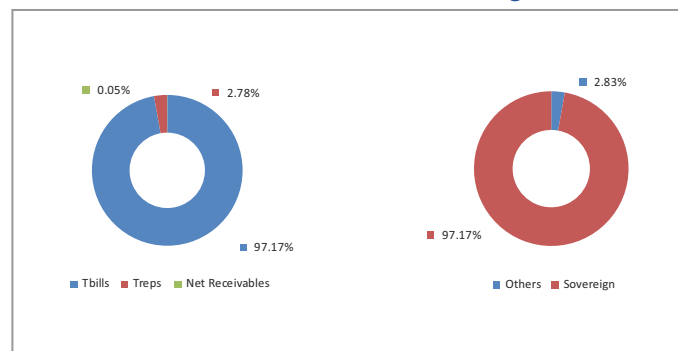
Fund Details

Description	
SFIN Number	ULIF00215/01/04CASHFUNDLI116
Launch Date	15-Jan-04
Face Value	10
Risk Profile	Low
Benchmark	CRISIL Liquid Fund Index
CIO	Sampath Reddy
Fund Manager Name	Deep Mehta
Number of funds managed by fund manager:	
Equity	-
Debt	25
Hybrid	16
NAV as on 29-April-2022	25.3655
AUM (Rs. Cr)	27.74
Equity (Rs. Cr)	-
Debt (Rs. Cr)	27.73
Net current asset (Rs. Cr)	0.01

Quantitative Indicators

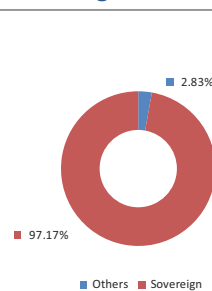
Modified Duration in Years	0.25
Average Maturity in Years	0.25
Yield to Maturity in %	3.67%

Asset Class

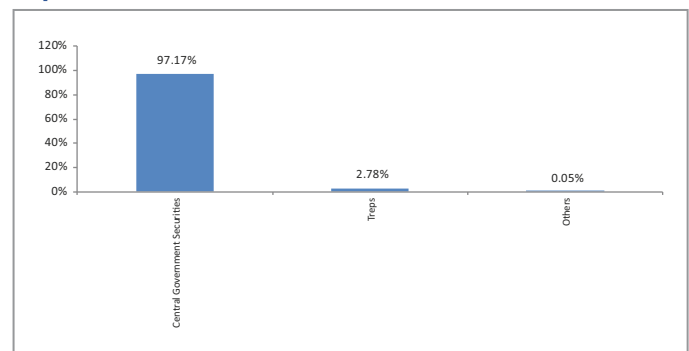


*Others includes Equity, Treps, Net receivable/payable and FD

Rating Profile



Top 10 Sectors



Note : 'Financial & insurance activities' sector includes exposure to 'Fixed Deposits' & 'Certificate of Deposits'.

Performance

Period	1 Month	6 Months	1 Year	2 Years	3 Years	4 Years	5 Years	7 Years	10 Years	Inception
Fund	0.08%	0.50%	0.99%	1.09%	1.81%	2.57%	2.80%	3.61%	4.60%	5.22%
Benchmark	0.31%	1.92%	3.70%	3.83%	4.63%	5.37%	5.67%	6.19%	6.98%	6.64%

Returns less than or equal to 1 year are absolute. Returns greater than 1 year are compounded annualised growth rate (CAGR). Past performance is not indicative of future performance

April 2022

Cash Plus Fund

Fund Objective

To have a fund that protects invested capital through investments in liquid money market and short-term instruments.

Portfolio Allocation

	Stated (%)	Actual (%)
Money market instruments and short term debt*	0 - 100	99.97
Net Current Assets*		0.03
Total		100.00

*Net current asset represents net of receivables and payables for investments held.
* Including Fixed Deposits

Portfolio

Company/Issuer	Rating	Exposure (%)
Money Market, Deposits & Other		100.00%
Total		100.00%

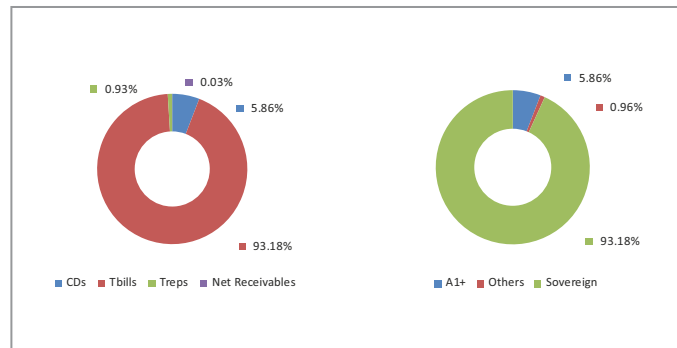
Fund Details

Description	
SFIN Number	ULIF01023/07/04CASHPLUSFU116
Launch Date	23-Jul-04
Face Value	10
Risk Profile	Low
Benchmark	CRISIL Liquid Fund Index
CIO	Sampath Reddy
Fund Manager Name	Deep Mehta
Number of funds managed by fund manager:	
Equity	-
Debt	25
Hybrid	16
NAV as on 29-April-2022	34.4796
AUM (Rs. Cr)	50.56
Equity (Rs. Cr)	-
Debt (Rs. Cr)	50.55
Net current asset (Rs. Cr)	0.02

Quantitative Indicators

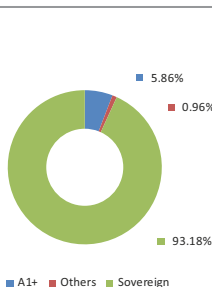
Modified Duration in Years	0.29
Average Maturity in Years	0.29
Yield to Maturity in %	3.94%

Asset Class

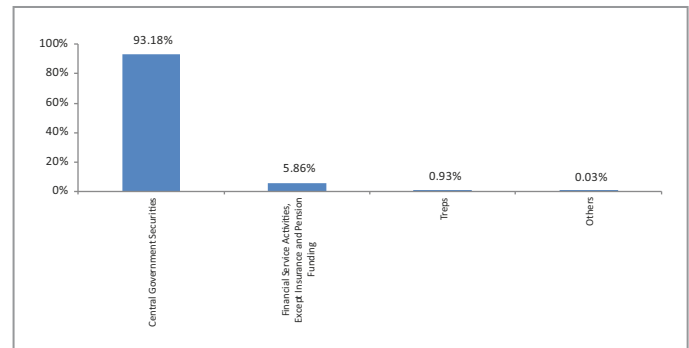


*Others includes Equity, Treps, Net receivable/payable and FD

Rating Profile



Top 10 Sectors



Note : 'Financial & insurance activities' sector includes exposure to 'Fixed Deposits' & 'Certificate of Deposits'.

Performance

Period	1 Month	6 Months	1 Year	2 Years	3 Years	4 Years	5 Years	7 Years	10 Years	Inception
Fund	0.25%	1.47%	2.89%	3.26%	3.89%	4.64%	4.85%	5.68%	6.63%	7.21%
Benchmark	0.31%	1.92%	3.70%	3.83%	4.63%	5.37%	5.67%	6.19%	6.98%	6.71%

Returns less than or equal to 1 year are absolute. Returns greater than 1 year are compounded annualised growth rate (CAGR). Past performance is not indicative of future performance

April 2022

Cash Plus Pension Fund

Fund Objective

To have a fund that protects invested capital through investments in liquid money market and short-term instruments.

Portfolio Allocation

	Stated (%)	Actual (%)
Money market instruments and short term debt*	0 - 100	99.79
Net Current Assets*		0.21
Total		100.00

*Net current asset represents net of receivables and payables for investments held.

* Including Fixed Deposits

Portfolio

Company/Issuer	Rating	Exposure (%)
Money Market, Deposits & Other		100.00%
Total		100.00%

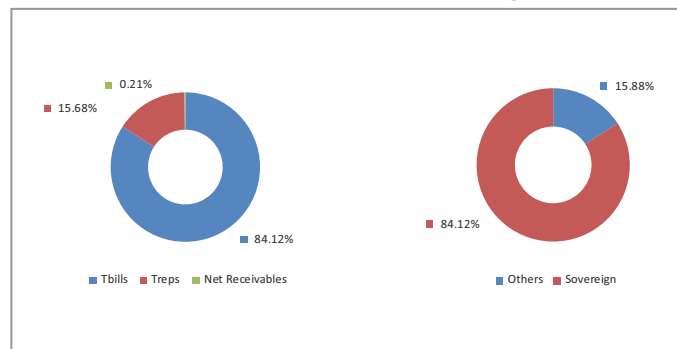
Fund Details

Description	
SFIN Number	ULIF01618/11/04CASHPLUPEN116
Launch Date	18-Nov-04
Face Value	10
Risk Profile	Low
Benchmark	CRISIL Liquid Fund Index
CIO	Sampath Reddy
Fund Manager Name	Deep Mehta
Number of funds managed by fund manager:	
Equity	-
Debt	25
Hybrid	16
NAV as on 29-April-2022	34.4113
AUM (Rs. Cr)	5.74
Equity (Rs. Cr)	-
Debt (Rs. Cr)	5.73
Net current asset (Rs. Cr)	0.01

Quantitative Indicators

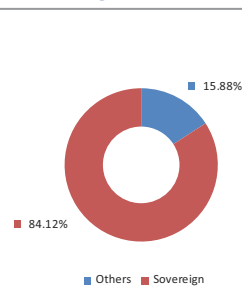
Modified Duration in Years	0.72
Average Maturity in Years	0.72
Yield to Maturity in %	3.68%

Asset Class

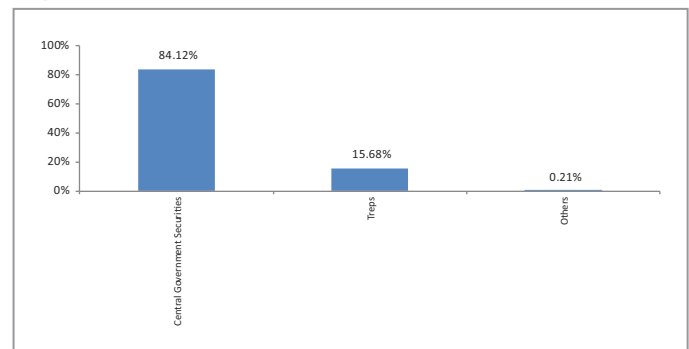


*Others includes Equity, Treps, Net receivable/payable and FD

Rating Profile



Top 10 Sectors



Note : 'Financial & insurance activities' sector includes exposure to 'Fixed Deposits' & 'Certificate of Deposits'.

Performance

Period	1 Month	6 Months	1 Year	2 Years	3 Years	4 Years	5 Years	7 Years	10 Years	Inception
Fund	0.22%	1.41%	2.84%	3.13%	3.80%	4.47%	4.70%	5.53%	6.54%	7.34%
Benchmark	0.31%	1.92%	3.70%	3.83%	4.63%	5.37%	5.67%	6.19%	6.98%	6.77%

Returns less than or equal to 1 year are absolute. Returns greater than 1 year are compounded annualised growth rate (CAGR). Past performance is not indicative of future performance

April 2022

Max Gain Fund II

Fund Objective

To provide a participation in the upside of the equity market while guaranteeing the highest unit price recorded during the policy term at maturity. The Investment strategy consists of dynamic asset allocation between equities, debt and cash. It ensures that the gains of the fund are locked-in so as to guarantee the highest unit price recorded during the policy term at maturity.

Portfolio Allocation

	Stated (%)	Actual (%)
Equity & Equity Derivatives*	0 - 100	-
Debt & Debt Derivatives*	0 - 100	-
Mutual Funds and Money market instruments	0 - 100	-
Net Current Assets*		100.00
Total		100.00

*Net current asset represents net of receivables and payables for investments held.

*as and when allowed by IRDA

Portfolio

Company/Issuer	Sector/Rating	Exposure (%)
Money Market, Deposits & Other		100.00%
Total		100.00%

Fund Details

Description		
SFIN Number	ULIF05814/09/10MAXGAINF02116	
Launch Date	14-Sep-10	
Face Value	10	
Risk Profile	High	
Benchmark	-	
CIO	Sampath Reddy	
Fund Manager Name	Reshma Banda, Deep Mehta	
Number of funds managed by fund manager:	Reshma Banda	Deep Mehta
Equity	22	-
Debt	-	25
Hybrid	7	16
NAV as on 29-April-2022	20.1885	
AUM (Rs. Cr)	0.01	
Equity (Rs. Cr)	-	
Debt (Rs. Cr)	-	
Net current asset (Rs. Cr)	-	

Quantitative Indicators

Modified Duration in Years	-
Average Maturity in Years	-
Yield to Maturity in %	-

Performance

Period	1 Month	6 Months	1 Year	2 Years	3 Years	4 Years	5 Years	7 Years	10 Years	Inception
Fund	-0.12%	0.05%	0.12%	0.88%	1.98%	3.21%	4.12%	4.55%	7.17%	6.23%
Benchmark	-	-	-	-	-	-	-	-	-	-

Returns less than or equal to 1 year are absolute. Returns greater than 1 year are compounded annualised growth rate (CAGR). Past performance is not indicative of future performance

April 2022

Shield Plus Fund II

Fund Objective

To provide capital appreciation, subject to minimum guaranteed unit price at Maturity. The fund strategy would be to achieve potential upside by investing adequately in debt securities, equities, mutual funds and highly rated debentures. The Unit Price at maturity (in 10 years time) is guaranteed to be a minimum of 170% of unit price as on the date of allocation of units under a policy.

Portfolio Allocation

	Stated (%)	Actual (%)
Debt securities	50 - 100	58.72
Debentures	0 - 50	-
Mutual Funds, Equities and Money market instruments	0 - 50	-
Net Current Assets*		41.28
Total		100.00

*Net current asset represents net of receivables and payables for investments held.

Portfolio

Company/Issuer	Sector/Rating	Exposure (%)
Sovereign		58.72%
8.08% GOI (MD 02/08/2022)	SOV	58.72%
Money Market, Deposits & Other		41.28%
Total		100.00%

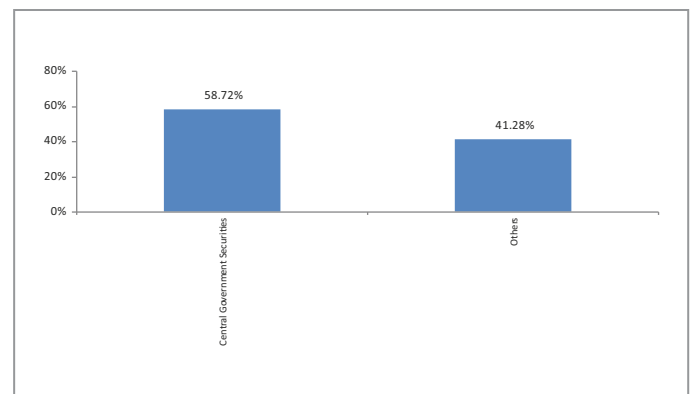
Fund Details

Description		
SFIN Number	ULIF05610/05/10SHIELDPL02116	
Launch Date	07-May-10	
Face Value	10	
Risk Profile	Medium	
Benchmark	-	
CIO	Sampath Reddy	
Fund Manager Name	Reshma Banda, Deep Mehta	
Number of funds managed by fund manager:	Reshma Banda	Deep Mehta
Equity	22	-
Debt	-	25
Hybrid	7	16
NAV as on 29-April-2022	22.6422	
AUM (Rs. Cr)	0.03	
Equity (Rs. Cr)	-	
Debt (Rs. Cr)	0.02	
Net current asset (Rs. Cr)	0.01	

Quantitative Indicators

Modified Duration in Years	0.25
Average Maturity in Years	0.26
Yield to Maturity in %	4.09%

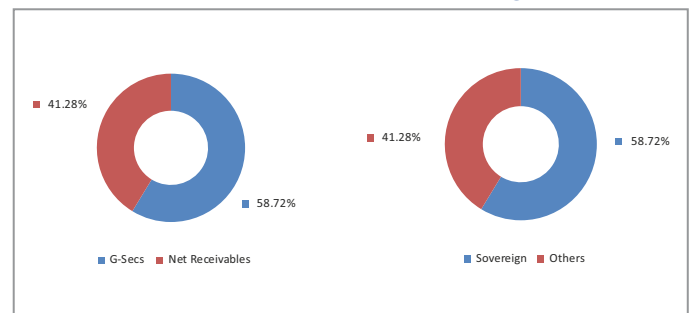
Top 10 Sectors



Note : 'Financial & insurance activities' sector includes exposure to 'Fixed Deposits' & 'Certificate of Deposits'.

Asset Class

Rating Profile



*Others includes Equity, Treps, Net receivable/payable and FD

Performance

Period	1 Month	6 Months	1 Year	2 Years	3 Years	4 Years	5 Years	7 Years	10 Years	Inception
Fund	0.10%	0.31%	0.53%	1.17%	3.13%	4.18%	4.50%	5.67%	7.25%	7.06%
Benchmark	-	-	-	-	-	-	-	-	-	-

Returns less than or equal to 1 year are absolute. Returns greater than 1 year are compounded annualised growth rate (CAGR). Past performance is not indicative of future performance

April 2022

Assured Return Fund

Fund Objective

The investment objective of this fund is to provide capital appreciation by investing in a suitable mix of debt and equities.

Portfolio Allocation

	Stated (%)	Actual (%)
Equity & Equity Related Instruments	0 - 50	-
Debt & Debt Related Instruments	0 - 100	95.99
Mutual Funds and Money market instruments	0 - 40	3.52
Net Current Assets [#]		0.49
Total		100.00

[#]Net current asset represents net of receivables and payables for investments held.

Portfolio

Company/Issuer	Sector/Rating	Exposure (%)
Sovereign		95.99%
7.27% GOI (MD 08/04/2026)	SOV	95.99%
Money Market, Deposits & Other		4.01%
Total		100.00%

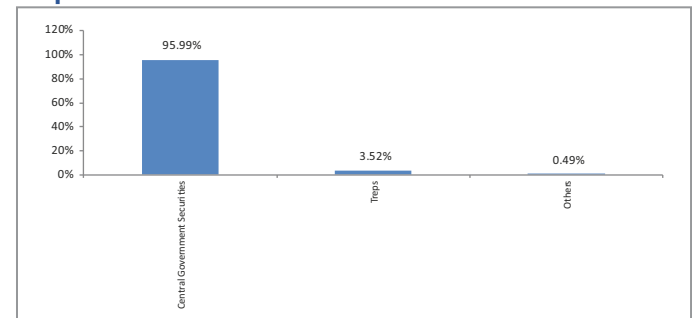
Fund Details

Description		
SFIN Number	ULIF06127/01/11ASSRDRETRN116	
Launch Date	28-Jan-11	
Face Value	10	
Risk Profile	Medium	
Benchmark	-	
CIO	Sampath Reddy	
Fund Manager Name	Anshul Mishra, Deep Mehta	
Number of funds managed by fund manager:	Anshul Mishra	Deep Mehta
Equity	4	-
Debt	-	25
Hybrid	5	16
NAV as on 29-April-2022	20.9888	
AUM (Rs. Cr)	15.04	
Equity (Rs. Cr)	-	
Debt (Rs. Cr)	14.97	
Net current asset (Rs. Cr)	0.07	

Quantitative Indicators

Modified Duration in Years	3.39
Average Maturity in Years	3.94
Yield to Maturity in %	6.57%

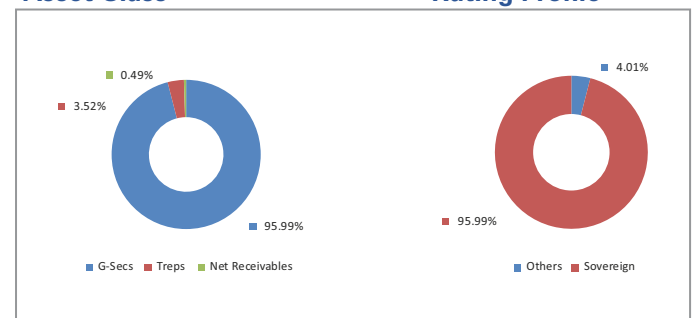
Top 10 Sectors



Note : 'Financial & insurance activities' sector includes exposure to 'Fixed Deposits' & 'Certificate of Deposits'.

Asset Class

Rating Profile



*Others includes Equity, Treps, Net receivable/payable and FD

Performance

Period	1 Month	6 Months	1 Year	2 Years	3 Years	4 Years	5 Years	7 Years	10 Years	Inception
Fund	-1.57%	-0.57%	1.89%	3.07%	4.82%	5.53%	5.23%	6.05%	6.87%	6.81%
Benchmark	-	-	-	-	-	-	-	-	-	-

Returns less than or equal to 1 year are absolute. Returns greater than 1 year are compounded annualised growth rate (CAGR). Past performance is not indicative of future performance

April 2022

Guaranteed Bond Fund

Fund Objective

The investment objective of this fund is to provide capital appreciation by investing in a suitable mix of debt and debt related securities.

Portfolio Allocation

	Stated (%)	Actual (%)
Debt and debt related securities	0 - 100	79.99
Mutual Funds and Money market instruments	0 - 40	17.15
Net Current Assets*		2.86
Total		100.00

*Net current asset represents net of receivables and payables for investments held.

Portfolio

Company/Issuer	Sector/Rating	Exposure (%)
Sovereign		79.99%
6.84% GOI (MD 19/12/2022)	SOV	78.61%
9.12% Gujarat SDL (MD 23/05/2022)	SOV	1.38%
Money Market, Deposits & Other		20.01%
Total		100.00%

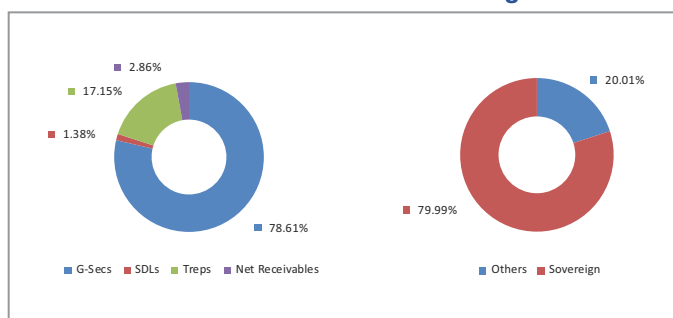
Fund Details

Description	
SFIN Number	ULIF06322/09/11GTEBONDFND116
Launch Date	05-Dec-11
Face Value	10
Risk Profile	Medium
Benchmark	-
CIO	Sampath Reddy
Fund Manager Name	Deep Mehta
Number of funds managed by fund manager:	
Equity	-
Debt	25
Hybrid	16
NAV as on 29-April-2022	21.5987
AUM (Rs. Cr)	1.46
Equity (Rs. Cr)	-
Debt (Rs. Cr)	1.42
Net current asset (Rs. Cr)	0.04

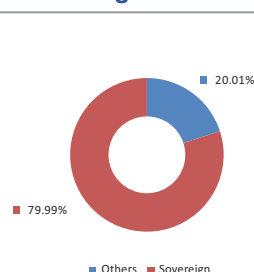
Quantitative Indicators

Modified Duration in Years	1.18
Average Maturity in Years	1.21
Yield to Maturity in %	4.45%

Asset Class

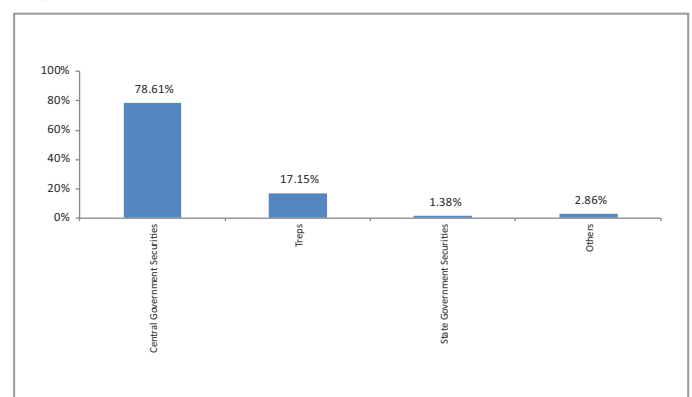


Rating Profile



*Others includes Equity, Treps, Net receivable/payable and FD

Top 10 Sectors



Note : 'Financial & insurance activities' sector includes exposure to 'Fixed Deposits' & 'Certificate of Deposits'.

Performance

Period	1 Month	6 Months	1 Year	2 Years	3 Years	4 Years	5 Years	7 Years	10 Years	Inception
Fund	0.13%	1.75%	4.00%	4.69%	5.99%	6.53%	6.32%	6.97%	7.67%	7.68%
Benchmark	-	-	-	-	-	-	-	-	-	-

Returns less than or equal to 1 year are absolute. Returns greater than 1 year are compounded annualised growth rate (CAGR). Past performance is not indicative of future performance

April 2022

Shield Plus Fund- IV

Fund Objective

To provide capital appreciation, subject to minimum guaranteed unit price at Maturity. The fund strategy would be to achieve potential upside by investing adequately in debt securities, equities, mutual funds and highly rated debentures. The Unit Price at maturity (in 10 years time) is guaranteed to be a minimum of 170% of unit price as on the date of allocation of units under a policy.

Portfolio Allocation

	Stated (%)	Actual (%)
Debt and Debt related securities	0 - 100	-
Equity & Equity related securities	0 - 50	-
Mutual Funds(a), Money market instruments	0 - 100	-
Net Current Assets ^a		100.00
Total		100.00

^aNet current asset represents net of receivables and payables for investments held.

** incl. FDs

Portfolio

Company/Issuer	Sector/Rating	Exposure (%)
Money Market, Deposits & Other		100.00%
Total		100.00%

Fund Details

Description		
SFIN Number	ULIF06220/04/11SHIELDPL04116	
Launch Date	18-Apr-11	
Face Value	10	
Risk Profile	Medium	
Benchmark	-	
CIO	Sampath Reddy	
Fund Manager Name	Reshma Banda, Deep Mehta	
Number of funds managed by fund manager:	Reshma Banda	Deep Mehta
Equity	22	-
Debt	-	25
Hybrid	7	16
NAV as on 29-April-2022	20.7363	
AUM (Rs. Cr)	0.004	
Equity (Rs. Cr)	-	
Debt (Rs. Cr)	-	
Net current asset (Rs. Cr)	-	

Quantitative Indicators

Modified Duration in Years	-
Average Maturity in Years	-
Yield to Maturity in %	-

Performance

Period	1 Month	6 Months	1 Year	2 Years	3 Years	4 Years	5 Years	7 Years	10 Years	Inception
Fund	-0.13%	-0.79%	-0.50%	1.02%	3.61%	4.51%	4.39%	5.41%	6.88%	6.83%
Benchmark	-	-	-	-	-	-	-	-	-	-

Returns less than or equal to 1 year are absolute. Returns greater than 1 year are compounded annualised growth rate (CAGR). Past performance is not indicative of future performance

April 2022

Pension Builder Fund

Fund Objective

The investment objective of this fund is to provide capital appreciation by investing in a suitable mix of debt and equities.

Portfolio Allocation

	Stated (%)	Actual (%)
Equity	0 - 50	18.26
Debt, Fixed deposits & Debt Related Instrument	25 - 100	80.13
Mutual Funds and Money market instrument	0 - 40	0.05
Net Current Assets*		1.57
Total		100.00

*Net current asset represents net of receivables and payables for investments held.

Portfolio

Company/Issuer	Sector/Rating	Exposure (%)
Equity		18.26%
Reliance Industries Ltd	Manufacture of Coke and Refined Petroleum Products	3.28%
Infosys Ltd	Computer Programming, Consultancy and Related Activities	2.44%
ICICI Bank Ltd	Financial Service Activities, Except Insurance and Pension Funding	2.35%
Larsen & Toubro Ltd	Civil Engineering Infrastructure	1.99%
HDFC Bank Ltd	Financial Service Activities, Except Insurance and Pension Funding	1.52%
Maruti Suzuki India Ltd	Manufacture of Motor Vehicles, Trailers and Semi-Trailers	1.50%
ITC Ltd	Manufacture of Tobacco Products	1.43%
Bharti Airtel Ltd	Telecommunications Infrastructure	1.41%
Hindustan Unilever Ltd	Manufacture of Chemicals and Chemical Products	1.16%
Dr Reddys Laboratories Ltd	Manufacture of Pharmaceuticals, Medicinal Chemical and Botanical Products	1.14%
Others		0.05%
Sovereign		80.13%
6.18% GOI (MD 04/11/2024)	SOV	44.47%
7.27% GOI (MD 08/04/2026)	SOV	31.85%
5.15% GOI (MD 09/11/2025)	SOV	3.53%
8.28% GOI (MD 21/09/2027)	SOV	0.28%
Money Market, Deposits & Other		1.61%
Total		100.00%

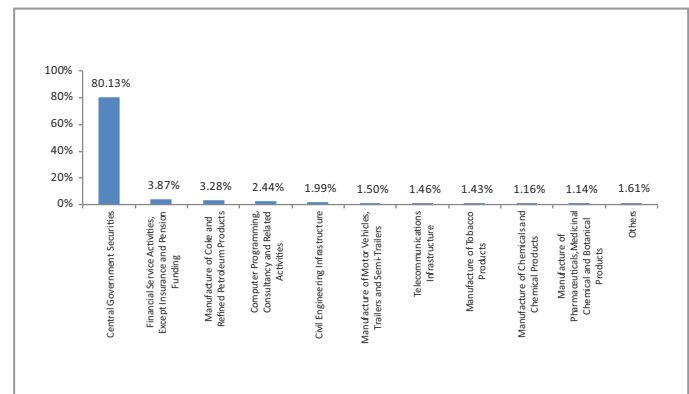
Fund Details

Description		
SFIN Number	ULIF06908/02/13PENSIONBUI116	
Launch Date	01-Dec-14	
Face Value	10	
Risk Profile	Medium	
Benchmark	-	
CIO	Sampath Reddy	
Fund Manager Name	Anshul Mishra, Deep Mehta	
Number of funds managed by fund manager:	Anshul Mishra	Deep Mehta
Equity	4	-
Debt	-	25
Hybrid	5	16
NAV as on 29-April-2022	15.7886	
AUM (Rs. Cr)	272.38	
Equity (Rs. Cr)	49.73	
Debt (Rs. Cr)	218.38	
Net current asset (Rs. Cr)	4.26	

Quantitative Indicators

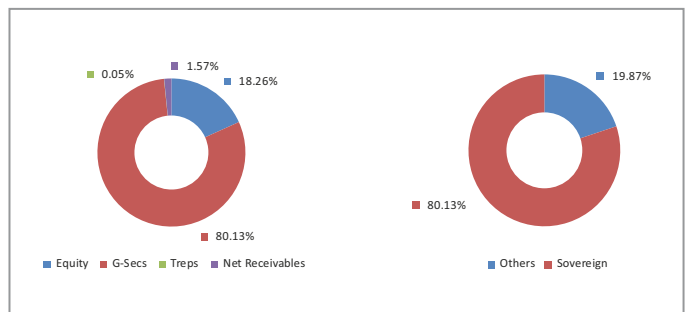
Modified Duration in Years	2.73
Average Maturity in Years	3.14
Yield to Maturity in %	6.16%

Top 10 Sectors

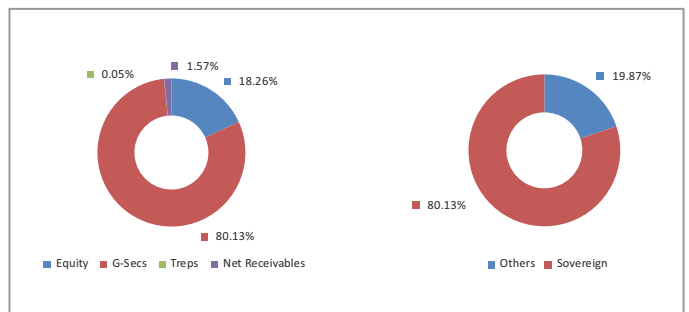


Note : 'Financial & insurance activities' sector includes exposure to 'Fixed Deposits' & 'Certificate of Deposits'.

Asset Class



Rating Profile



*Others includes Equity, Treps, Net receivable/payable and FD

Performance

Period	1 Month	6 Months	1 Year	2 Years	3 Years	4 Years	5 Years	7 Years	10 Years	Inception
Fund	-1.23%	-0.41%	3.75%	5.58%	6.45%	6.41%	5.82%	6.45%	-	6.35%
Benchmark	-	-	-	-	-	-	-	-	-	-

Returns less than or equal to 1 year are absolute. Returns greater than 1 year are compounded annualised growth rate (CAGR). Past performance is not indicative of future performance

April 2022

Balanced Equity Fund

Fund Objective

The investment objective of this fund is to provide capital appreciation by investing in a suitable mix of debt and equities.

Portfolio Allocation

	Stated (%)	Actual (%)
Equity	10 - 70	64.35
Debt and debt related securities incl. Fixed deposits	0 - 80	18.10
Mutual Funds and Money market instruments	0 - 50	17.15
Net Current Assets*		0.40
Total		100.00

*Net current asset represents net of receivables and payables for investments held.

Portfolio

Company/Issuer	Sector/Rating	Exposure (%)
Equity		64.35%
ICICI Bank Ltd	Financial Service Activities, Except Insurance and Pension Funding	9.05%
Reliance Industries Ltd	Manufacture of Coke and Refined Petroleum Products	8.71%
Larsen & Toubro Ltd	Civil Engineering Infrastructure	7.05%
Maruti Suzuki India Ltd	Manufacture of Motor Vehicles, Trailers and Semi-Trailers	7.01%
HDFC Bank Ltd	Financial Service Activities, Except Insurance and Pension Funding	7.00%
ITC Ltd	Manufacture of Tobacco Products	6.63%
Dr Reddys Laboratories Ltd	Manufacture of Pharmaceuticals, Medicinal Chemical and Botanical Products	5.49%
Hindustan Unilever Ltd	Manufacture of Chemicals and Chemical Products	5.47%
Infosys Ltd	Computer Programming, Consultancy and Related Activities	5.36%
Bharti Airtel Ltd	Telecommunications Infrastructure	2.37%
Others		0.21%
Sovereign		18.10%
6.97% GOI (MD 06/09/2026)	SOV	18.10%
Money Market, Deposits & Other		17.55%
Total		100.00%

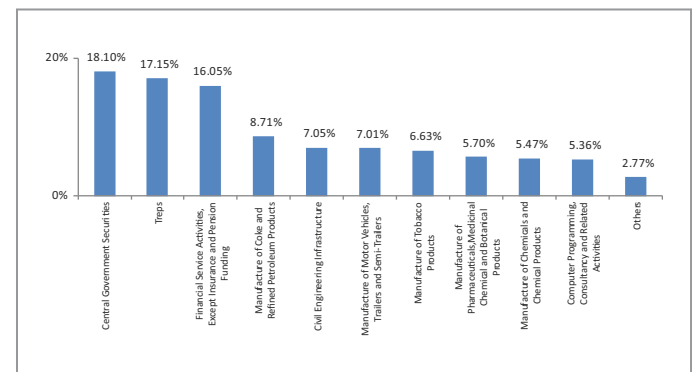
Fund Details

Description		
SFIN Number	ULIF07413/05/15BALEQTYFND116	
Launch Date	08-Mar-16	
Face Value	10	
Risk Profile	High	
Benchmark	-	
CIO	Sampath Reddy	
Fund Manager Name	Anshul Mishra, Deep Mehta	
Number of funds managed by fund manager:	Anshul Mishra	Deep Mehta
Equity	4	-
Debt	-	25
Hybrid	5	16
NAV as on 29-April-2022	15.8556	
AUM (Rs. Cr)	7.81	
Equity (Rs. Cr)	5.03	
Debt (Rs. Cr)	2.75	
Net current asset (Rs. Cr)	0.03	

Quantitative Indicators

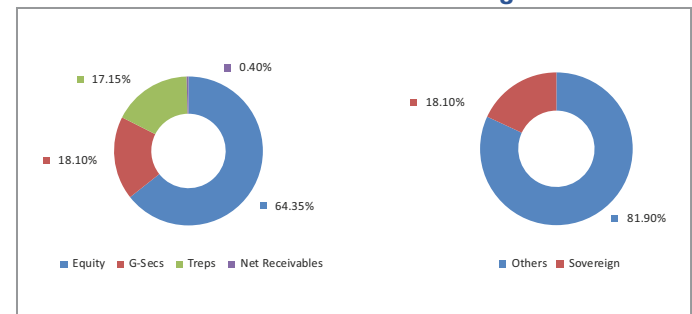
Modified Duration in Years	3.80
Average Maturity in Years	4.16
Yield to Maturity in %	5.37%

Top 10 Sectors

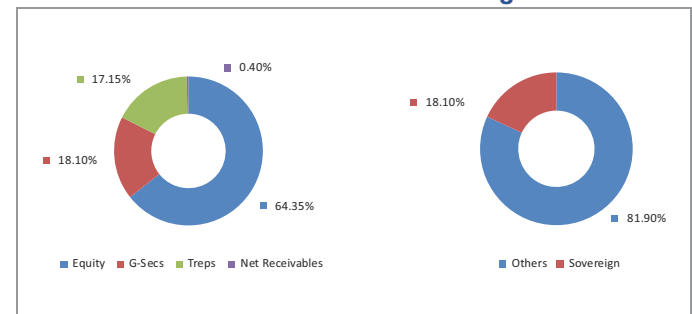


Note : 'Financial & insurance activities' sector includes exposure to 'Fixed Deposits' & 'Certificate of Deposits'.

Asset Class



Rating Profile



*Others includes Equity, Treps, Net receivable/payable and FD

Performance

Period	1 Month	6 Months	1 Year	2 Years	3 Years	4 Years	5 Years	7 Years	10 Years	Inception
Fund	-0.93%	-0.30%	7.65%	8.79%	8.05%	7.80%	7.03%	-	-	7.79%
Benchmark	-	-	-	-	-	-	-	-	-	-

Returns less than or equal to 1 year are absolute. Returns greater than 1 year are compounded annualised growth rate (CAGR). Past performance is not indicative of future performance

April 2022

Builder Bond Fund

Fund Objective

The investment objective of this fund is to provide accumulation of income through investment in high quality fixed income securities

Portfolio Allocation

	Stated (%)	Actual (%)
Debt and debt related securities incl. Fixed deposits	40 - 100	93.42
Money market instruments, Cash, Mutual funds	0 - 60	5.63
Net Current Assets*		0.95
Total		100.00

*Net current asset represents net of receivables and payables for investments held.

Portfolio

Company/Issuer	Sector/Rating	Exposure (%)
Sovereign		93.42%
6.97% GOI (MD 06/09/2026)	SOV	78.25%
6.68% GOI (MD 17/09/2031)	SOV	15.16%
Money Market, Deposits & Other		6.58%
Total		100.00%

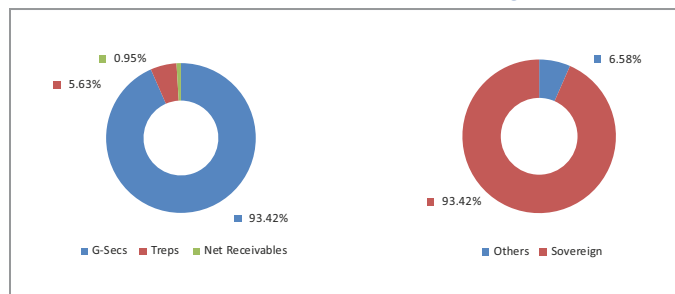
Fund Details

Description	
SFIN Number	ULIF07313/05/15BLDRBND116
Launch Date	08-Mar-16
Face Value	10
Risk Profile	Medium
Benchmark	-
CIO	Sampath Reddy
Fund Manager Name	Deep Mehta
Number of funds managed by fund manager:	
Equity	-
Debt	25
Hybrid	16
NAV as on 29-April-2022	14.1700
AUM (Rs. Cr)	76.31
Equity (Rs. Cr)	-
Debt (Rs. Cr)	75.58
Net current asset (Rs. Cr)	0.72

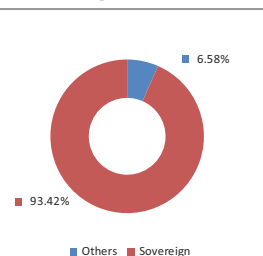
Quantitative Indicators

Modified Duration in Years	4.15
Average Maturity in Years	5.10
Yield to Maturity in %	6.63%

Asset Class

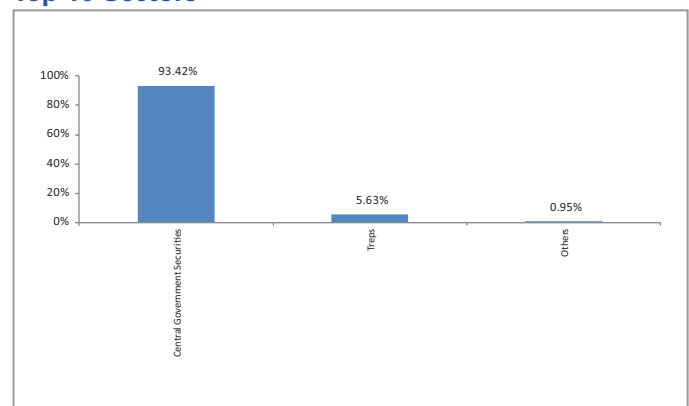


Rating Profile



*Others includes Equity, Treps, Net receivable/payable and FD

Top 10 Sectors



Note : 'Financial & insurance activities' sector includes exposure to 'Fixed Deposits' & 'Certificate of Deposits'.

Performance

Period	1 Month	6 Months	1 Year	2 Years	3 Years	4 Years	5 Years	7 Years	10 Years	Inception
Fund	-1.56%	-1.04%	0.89%	2.88%	5.58%	6.11%	5.39%	-	-	5.84%
Benchmark	-	-	-	-	-	-	-	-	-	-

Returns less than or equal to 1 year are absolute. Returns greater than 1 year are compounded annualised growth rate (CAGR). Past performance is not indicative of future performance

April 2022

Discontinued Pension Policy Fund

Fund Objective

To provide minimum guaranteed rate of return on discontinued policies as prescribed by IRDAI

Portfolio Allocation

	Stated (%)	Actual (%)
Money Market instrument	0 - 40	0.37
Gsec	60 - 100	99.61
Net Current Assets*		0.02
Total		100.00

*Net current asset represents net of receivables and payables for investments held.

Portfolio

Company/Issuer	Rating	Exposure (%)
Money Market, Deposits & Other		100.00%
Total		100.00%

Fund Details

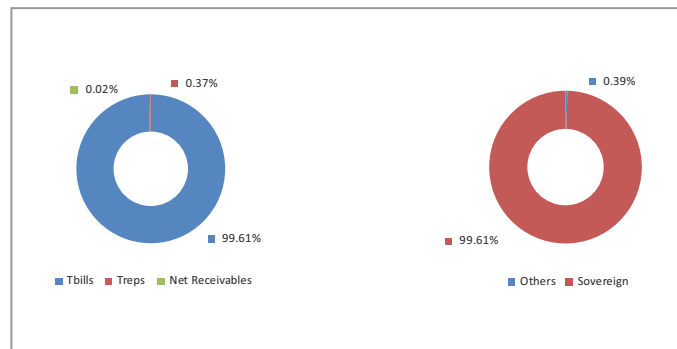
Description	
SFIN Number	ULIF07126/03/13DISCONPENS116
Launch Date	09-Sep-15
Face Value	10
Risk Profile	Low
Benchmark	-
CIO	Sampath Reddy
Fund Manager Name	Deep Mehta
Number of funds managed by fund manager:	
Equity	-
Debt	25
Hybrid	16
NAV as on 29-April-2022	13.4879
AUM (Rs. Cr)	59.77
Equity (Rs. Cr)	-
Debt (Rs. Cr)	59.76
Net current asset (Rs. Cr)	0.01

Quantitative Indicators

Modified Duration in Years	0.32
Average Maturity in Years	0.32
Yield to Maturity in %	3.80%

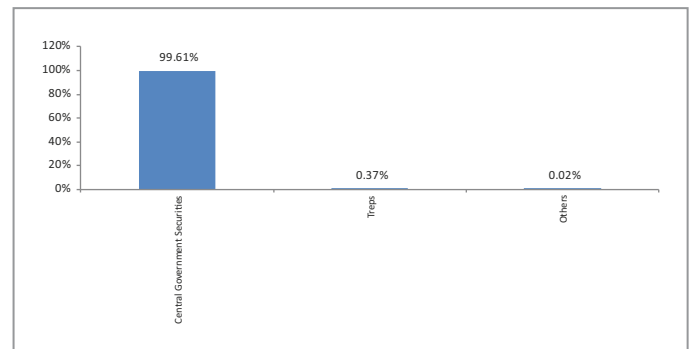
Asset Class

Rating Profile



*Others includes Equity, Treps, Net receivable/payable and FD

Top 10 Sectors



Note : 'Financial & insurance activities' sector includes exposure to 'Fixed Deposits' & 'Certificate of Deposits'.

Performance

Period	1 Month	6 Months	1 Year	2 Years	3 Years	4 Years	5 Years	7 Years	10 Years	Inception
Fund	0.25%	1.67%	3.20%	3.26%	3.90%	4.44%	4.68%	4.37%	-	4.61%
Benchmark	-	-	-	-	-	-	-	-	-	-

Returns less than or equal to 1 year are absolute. Returns greater than 1 year are compounded annualised growth rate (CAGR). Past performance is not indicative of future performance

April 2022

Discontinued Life Policy Fund

Fund Objective

To provide minimum guaranteed rate of return on discontinued policies as prescribed by IRDAI

Portfolio Allocation

	Stated (%)	Actual (%)
Money Market instrument	0 - 40	23.00
Gsec	60 - 100	77.00
Net Current Assets*		-
Total		100.00

*Net current asset represents net of receivables and payables for investments held.

Portfolio

Company/Issuer	Rating	Exposure (%)
Money Market, Deposits & Other		100.00%
Total		100.00%

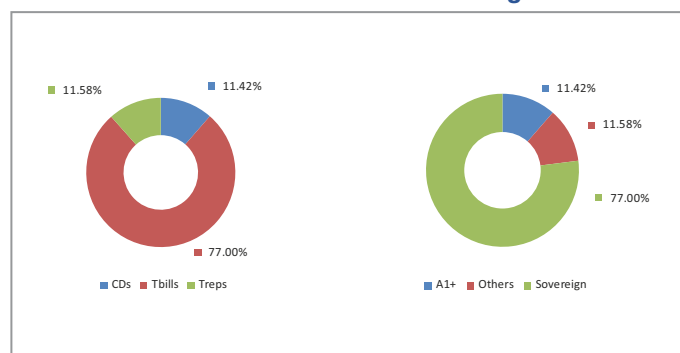
Fund Details

Description	
SFIN Number	ULIF07026/03/13DISCONLIFE116
Launch Date	28-Jan-15
Face Value	10
Risk Profile	Low
Benchmark	-
CIO	Sampath Reddy
Fund Manager Name	Deep Mehta
Number of funds managed by fund manager:	
Equity	-
Debt	25
Hybrid	16
NAV as on 29-April-2022	14.1183
AUM (Rs. Cr)	1699.72
Equity (Rs. Cr)	-
Debt (Rs. Cr)	1699.67
Net current asset (Rs. Cr)	0.05

Quantitative Indicators

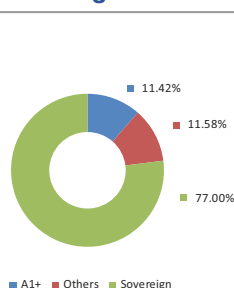
Modified Duration in Years	0.85
Average Maturity in Years	0.85
Yield to Maturity in %	3.97%

Asset Class

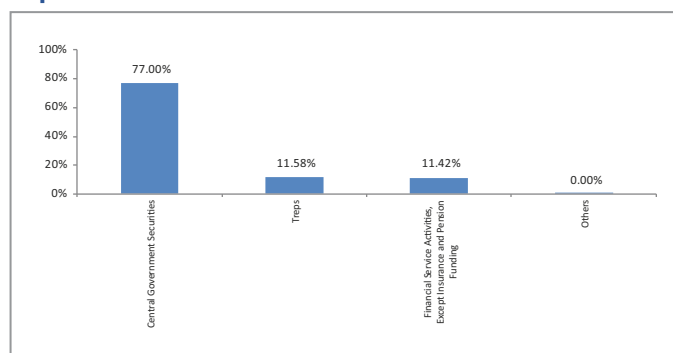


*Others includes Equity, Treps, Net receivable/payable and FD

Rating Profile



Top 10 Sectors



Note : 'Financial & insurance activities' sector includes exposure to 'Fixed Deposits' & 'Certificate of Deposits'.

Performance

Period	1 Month	6 Months	1 Year	2 Years	3 Years	4 Years	5 Years	7 Years	10 Years	Inception
Fund	0.27%	1.66%	3.32%	3.31%	3.93%	4.12%	4.43%	4.93%	-	4.87%
Benchmark	-	-	-	-	-	-	-	-	-	-

Returns less than or equal to 1 year are absolute. Returns greater than 1 year are compounded annualised growth rate (CAGR). Past performance is not indicative of future performance

BEWARE OF SPURIOUS PHONE CALLS AND FICTITIOUS / FRADULENT OFFERS -

IRDAI is not involved in activities like selling insurance policies, announcing bonus or investment of premiums. Public receiving such phone calls are requested to lodge a police complaint.

Bajaj Allianz Life Insurance Co. Ltd. Regd. Office Address: Bajaj Allianz House, Airport Road, Yerawada, Pune – 411006. Reg.No.: 116. CIN : U66010PN2001PLC015959, Mail us : customercare@bajajallianz.co.in, Call on : Toll free no. 1800 209 7272/ Fax No: 02066026789. The Logo of Bajaj Allianz Life Insurance Co. Ltd. is provided on the basis of license given by Bajaj Finserv Ltd. to use its "Bajaj" Logo and Allianz SE to use its "Allianz" logo.

Past performance is not indicative of future performance.