

INVESTMENT'Z INSIGHT

Monthly Investment Update May 2021

IN UNIT LINKED INSURANCE POLICIES, THE INVESTMENT RISK IN INVESTMENT PORTFOLIO IS BORNE BY THE POLICYHOLDER.

Index

GROUP FUNDS

Group Asset Allocation Fund	1
Group Equity Index Fund	2
Group Debt Fund	3
Group Liquid Fund	4
Stable Gain Fund	5
Secure Gain Fund	7
Group Blue Chip Fund	8
Group Equity Fund	9
Group Growth Fund- II	10
Group Return Shield Fund	11
Group Short Term Debt Fund- II	12
Group Debt Fund-II	13
Group Short Term Debt Fund-III	14
Group Liquid Fund-II	15
Group Debt Fund-III	16
Group Balanced Gain Fund-II	17
Group Debt Pension Fund	18
Group Liquid Fund-III	19

May 2021

Group Asset Allocation Fund

Fund Objective

To realize a level of total income, including current income and capital appreciation, which is consistent with reasonable investment risk. The investment strategy will involve a flexible policy for allocating assets among equities, bonds and cash. The fund strategy will be to adjust the mix between these asset classes to capitalize on the changing financial markets and economic conditions.

Portfolio Allocation

	Stated (%)	Actual (%)
Govt. and Govt. approved Securities	0 - 50	27.90
Corporate bonds	0 - 50	3.59
Money market and other liquid assets	0 - 40	0.37
Infrastructure sector as defined by the IRDA	0 - 40	0.90
Listed equities	0 - 100	65.95
Net Current Assets*		1.29
Total		100.00

*Net current asset represents net of receivables and payables for investments held.

Portfolio

Company/Issuer	Sector/Rating	Exposure (%)
Equity		
Infosys Ltd	Computer Programming, Consultancy and Related Activities	7.15%
ICICI Bank Ltd	Financial Service Activities, Except Insurance and Pension Funding	6.17%
HDFC Bank Ltd	Financial Service Activities, Except Insurance and Pension Funding	5.86%
Reliance Industries Ltd	Manufacture of Coke and Refined Petroleum Products	5.67%
Tata Consultancy Services Ltd	Computer Programming, Consultancy and Related Activities	3.49%
Housing Development Finance Corporation Ltd	Financial Service Activities, Except Insurance and Pension Funding	2.66%
Hindustan Unilever Ltd	Manufacture of Chemicals and Chemical Products	2.34%
Larsen & Toubro Ltd	Civil Engineering Infrastructure	2.25%
Kotak Mahindra Bank Ltd	Financial Service Activities, Except Insurance and Pension Funding	2.20%
Axis Bank Ltd	Financial Service Activities, Except Insurance and Pension Funding	1.95%
Others		26.23%
Corporate Bond		
7.83% LICHF Ltd. NCD (S) (MD 25/09/2026) (P 26/11/2020)	AAA	3.59%
10.63% IOT NCD Series IV-STRIP-6 (S) (MD 20/09/2028)	AAA	0.90%
Sovereign		
7.17% GOI (MD 08/01/2028)	SOV	26.63%
8.60% GOI (MD 02/06/2028)	SOV	1.27%
Money Market, Deposits & Other		
		1.66%
Total		100.00%

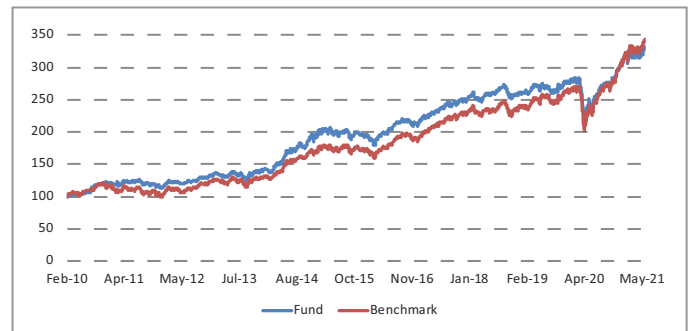
Fund Details

Description	
SFIN Number	ULGF00926/02/10GRASSALLOC116
Launch Date	25-Feb-10
Face Value	10
Risk Profile	High
Benchmark	CRISIL Balanced Fund – Aggressive Index
CIO	Sampath Reddy
Fund Manager Name	Paresh Jain, Rohit Harlalka
Number of funds managed by fund manager:	Paresh Jain Rohit Harlalka
Equity	-
Debt	17
Hybrid	4 16
NAV as on 31-May-2021	33.1980
AUM (Rs. Cr)	88.94
Equity (Rs. Cr)	58.66
Debt (Rs. Cr)	29.13
Net current asset (Rs. Cr)	1.15

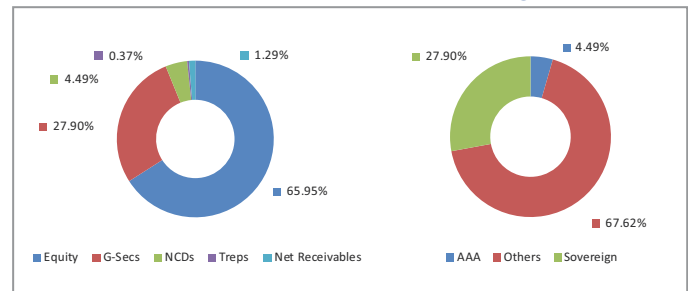
Quantitative Indicators

Modified Duration in Years	4.96
Average Maturity in Years	6.47
Yield to Maturity in %	6.18%

Growth of Rs. 100

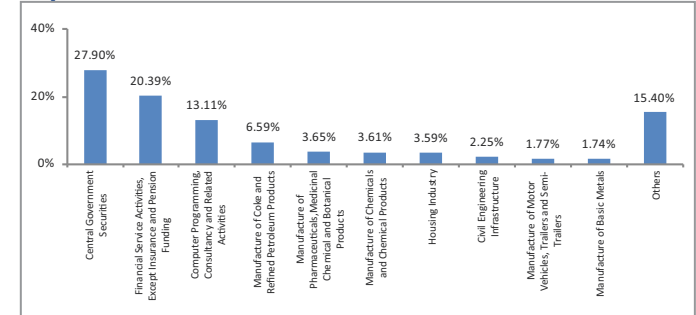


Asset Class



*Others includes Equity, Treps, Net receivable/payable and FD

Top 10 Sectors



Note : 'Financial & insurance activities' sector includes exposure to 'Fixed Deposits' & 'Certificate of Deposits'.

Performance

Period	1 Month	6 Months	1 Year	2 Years	3 Years	4 Years	5 Years	7 Years	10 Years	Inception
Fund	4.38%	11.51%	34.49%	10.12%	8.44%	8.95%	10.27%	10.57%	10.39%	11.24%
Benchmark	4.44%	13.56%	40.87%	13.99%	12.98%	11.83%	12.58%	11.24%	10.60%	10.46%

Returns less than or equal to 1 year are absolute. Returns greater than 1 year are compounded annualised growth rate (CAGR). Past performance is not indicative of future performance

May 2021

Group Equity Index Fund

Fund Objective

To provide capital appreciation through investment in equities forming part of NSE NIFTY.

Portfolio Allocation

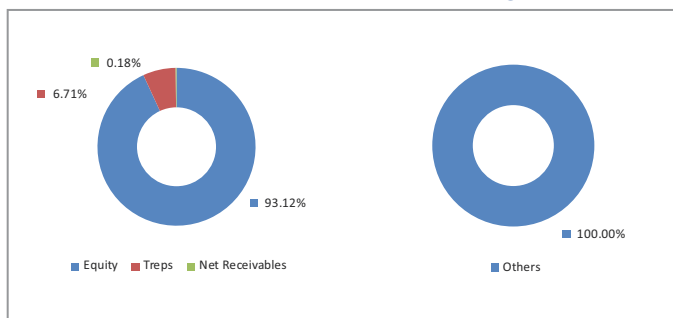
	Stated (%)	Actual (%)
Govt. and Govt. approved Securities	0 - 20	-
Corporate bonds rated AA or above by Crisil	0 - 40	-
Money market and other liquid assets	0 - 40	6.71
Infrastructure sector as defined by the IRDA	0 - 20	-
Listed equities	0 - 100	93.12
Net Current Assets*		0.18
Total		100.00

*Net current asset represents net of receivables and payables for investments held.

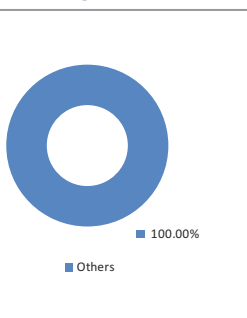
Portfolio

Company/Issuer	Sector/Rating	Exposure (%)
Equity		93.12%
Infosys Ltd	Computer Programming, Consultancy and Related Activities	9.05%
HDFC Bank Ltd	Financial Service Activities, Except Insurance and Pension Funding	7.88%
Reliance Industries Ltd	Manufacture of Coke and Refined Petroleum Products	6.87%
Asian Paints Ltd	Manufacture of Chemicals and Chemical Products	4.91%
Tata Steel Ltd	Manufacture of Basic Metals	4.25%
ICICI Bank Ltd	Financial Service Activities, Except Insurance and Pension Funding	4.19%
Housing Development Finance Corporation Ltd	Financial Service Activities, Except Insurance and Pension Funding	4.08%
Hindustan Unilever Ltd	Manufacture of Chemicals and Chemical Products	3.96%
Larsen & Toubro Ltd	Civil Engineering Infrastructure	3.64%
ITC Ltd	Manufacture of Tobacco Products	3.31%
Others		41.00%
Money Market, Deposits & Other		6.88%
Total		100.00%

Asset Class



Rating Profile



*Others includes Equity, Treps, Net receivable/payable and FD

Performance

Period	1 Month	6 Months	1 Year	2 Years	3 Years	4 Years	5 Years	7 Years	10 Years	Inception
Fund	6.37%	21.70%	56.25%	16.85%	13.86%	12.85%	13.48%	11.16%	10.54%	9.80%
Benchmark	6.50%	20.15%	62.65%	14.30%	13.21%	12.80%	13.80%	11.58%	10.85%	10.91%

Returns less than or equal to 1 year are absolute. Returns greater than 1 year are compounded annualised growth rate (CAGR), Past performance is not indicative of future performance

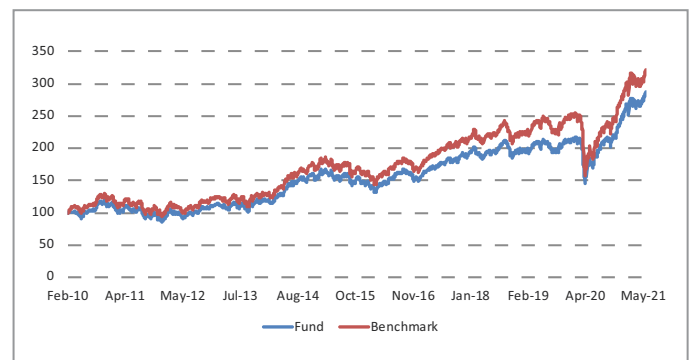
Fund Details

Description	
SFIN Number	ULGF00822/02/10GREQTYINDX116
Launch Date	19-Feb-10
Face Value	10
Risk Profile	High
Benchmark	Nifty 50 Index
CIO	Sampath Reddy
Fund Manager Name	Reshma Banda
Number of funds managed by fund manager:	
Equity	22
Debt	-
Hybrid	7
NAV as on 31-May-2021	28.7322
AUM (Rs. Cr)	35.94
Equity (Rs. Cr)	33.46
Debt (Rs. Cr)	2.41
Net current asset (Rs. Cr)	0.06

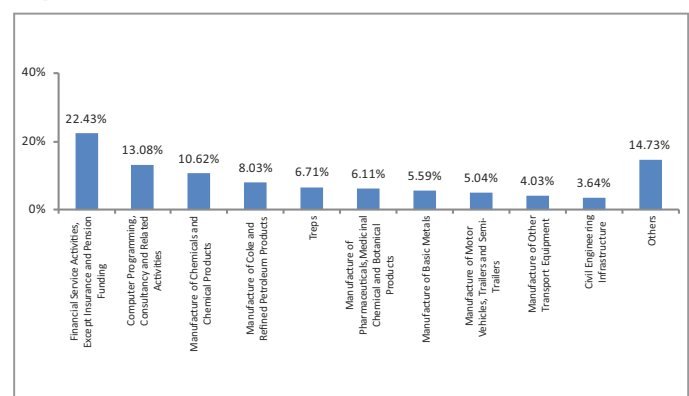
Quantitative Indicators

Modified Duration in Years	3.24
Average Maturity in Years	3.24
Yield to Maturity in %	3.24%

Growth of Rs. 100



Top 10 Sectors



Note : 'Financial & insurance activities' sector includes exposure to 'Fixed Deposits' & 'Certificate of Deposits'.

May 2021

Group Debt Fund

Fund Objective

To provide stable returns through investment in various fixed income securities.

Portfolio Allocation

	Stated (%)	Actual (%)
Govt. and Govt. approved Securities	0 - 100	83.62
Corporate bonds	0 - 100	4.74
Money market and other liquid assets	0 - 40	0.09
Listed equities - NIL		-
Net Current Assets*		11.54
Total		100.00

*Net current asset represents net of receivables and payables for investments held.

Portfolio

Company/Issuer	Rating	Exposure (%)
Corporate Bond		
		1.17%
8.75% Bajaj Finance Ltd. NCD (U) (MD 14/08/2026)	AAA	0.52%
8.85% Bajaj Finance Ltd. NCD (U) (MD 15/07/2026)	AAA	0.40%
7.90% LICHF Ltd. NCD (S) (MD 18/08/2026)	AAA	0.25%
Sovereign		
		83.62%
7.17% GOI (MD 08/01/2028)	SOV	35.08%
8.60% GOI (MD 02/06/2028)	SOV	27.73%
8.24% GOI (MD 15/02/2027)	SOV	9.05%
6.76% GOI (MD 22/02/2061)	SOV	3.42%
7.61% Tamilnadu SDL (MD 15/02/2027)	SOV	2.47%
6.64% GOI (MD 16/06/2035)	SOV	2.34%
6.47% Maharashtra SDL (MD 21/10/2028)	SOV	2.33%
6.79% GOI (MD 26/12/2029)	SOV	1.20%
Money Market, Deposits & Other		
		15.20%
Total		100.00%

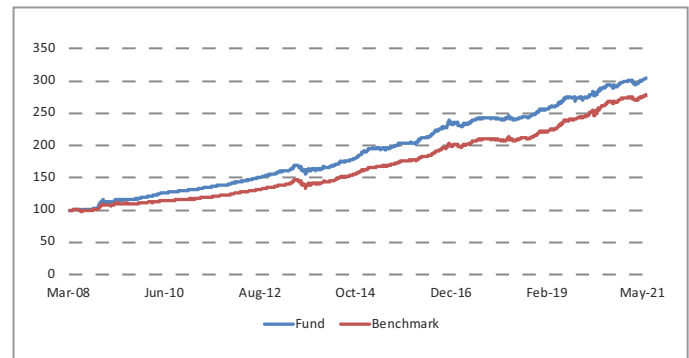
Fund Details

Description	
SFIN Number	ULGF00426/03/08GRDEBTFUND116
Launch Date	26-Mar-08
Face Value	10
Risk Profile	Low
Benchmark	CRISIL Composite Bond Fund Index
CIO	Sampath Reddy
Fund Manager Name	Rohit Harlalka
Number of funds managed by fund manager:	
Equity	-
Debt	17
Hybrid	16
NAV as on 31-May-2021	30.4281
AUM (Rs. Cr)	85.50
Equity (Rs. Cr)	-
Debt (Rs. Cr)	75.63
Net current asset (Rs. Cr)	9.87

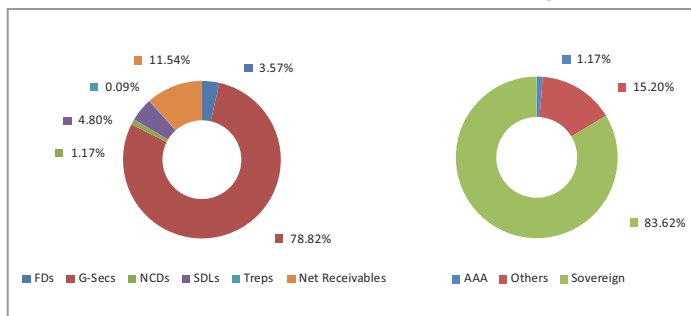
Quantitative Indicators

Modified Duration in Years	5.29
Average Maturity in Years	7.88
Yield to Maturity in %	6.39%

Growth of Rs. 100

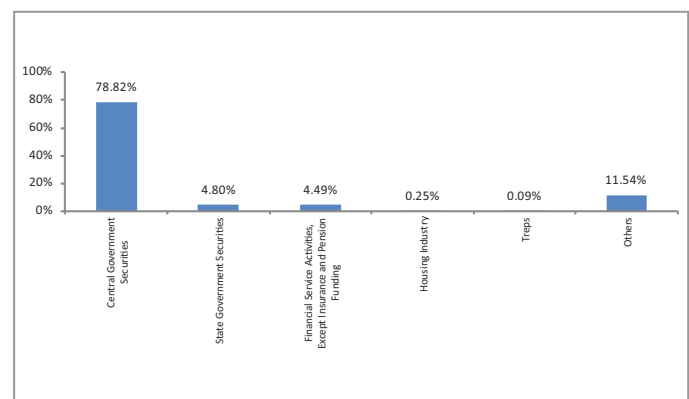


Asset Class



*Others includes Equity, Treps, Net receivable/payable and FD

Top 10 Sectors



Note : 'Financial & insurance activities' sector includes exposure to 'Fixed Deposits' & 'Certificate of Deposits'.

Performance

Period	1 Month	6 Months	1 Year	2 Years	3 Years	4 Years	5 Years	7 Years	10 Years	Inception
Fund	0.66%	1.54%	5.05%	6.73%	8.02%	6.47%	7.36%	8.31%	8.45%	8.80%
Benchmark	0.59%	1.29%	6.24%	9.57%	9.94%	8.01%	8.59%	9.14%	8.80%	8.05%

Returns less than or equal to 1 year are absolute. Returns greater than 1 year are compounded annualised growth rate (CAGR). Past performance is not indicative of future performance

May 2021

Group Liquid Fund

Fund Objective

To provide stable returns through investment in various fixed deposits, money market instruments and short term debt instruments.

Portfolio Allocation

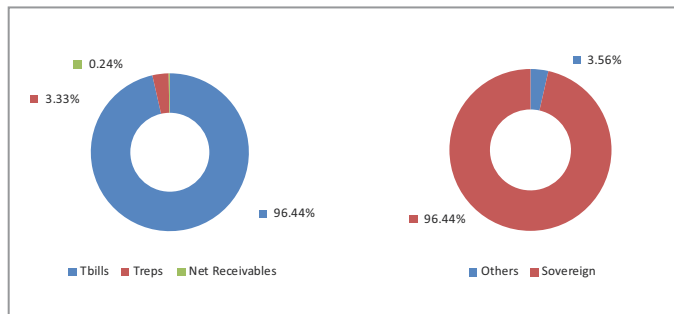
	Stated (%)	Actual (%)
Govt. and Govt. approved Securities	0 - 20	-
Corporate bonds rated AA or above by Crisil*	0 - 20	-
Money market and other liquid assets	0 - 100	99.76
Infrastructure sector as defined by the IRDA		-
Listed equities - NIL		-
Net Current Assets*		0.24
Total		100.00

*Net current asset represents net of receivables and payables for investments held.
* Including Fixed Deposits

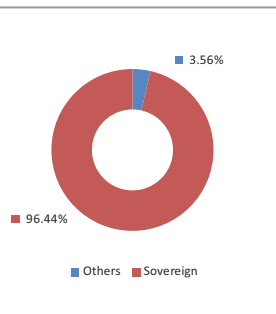
Portfolio

Company/Issuer	Rating	Exposure (%)
Money Market, Deposits & Other		100.00%
Total		100.00%

Asset Class



Rating Profile



*Others includes Equity, Treps, Net receivable/payable and FD

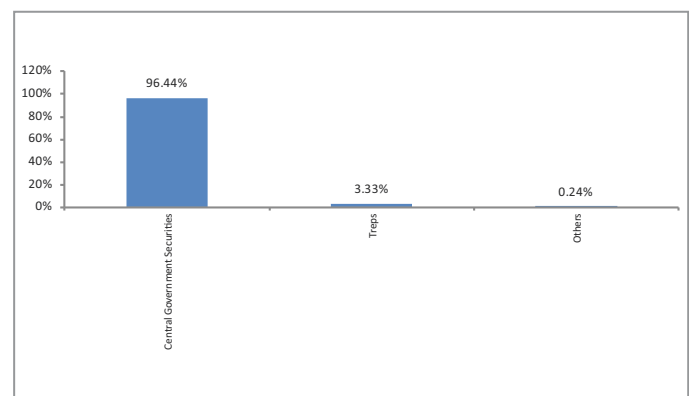
Fund Details

Description	
SFIN Number	ULGF00503/11/08GRLIQUFUND116
Launch Date	01-Nov-08
Face Value	10
Risk Profile	Very Low
Benchmark	CRISIL Liquid Fund Index
CIO	Sampath Reddy
Fund Manager Name	Deep Mehta
Number of funds managed by fund manager:	
Equity	-
Debt	8
Hybrid	-
NAV as on 31-May-2021	23.1252
AUM (Rs. Cr)	7.82
Equity (Rs. Cr)	-
Debt (Rs. Cr)	7.80
Net current asset (Rs. Cr)	0.02

Quantitative Indicators

Modified Duration in Years	0.13
Average Maturity in Years	0.13
Yield to Maturity in %	3.07%

Top 10 Sectors



Note : 'Financial & insurance activities' sector includes exposure to 'Fixed Deposits' & 'Certificate of Deposits'.

Performance

Period	1 Month	6 Months	1 Year	2 Years	3 Years	4 Years	5 Years	7 Years	10 Years	Inception
Fund	0.22%	1.33%	3.15%	4.08%	1.73%	2.72%	3.59%	4.91%	6.14%	6.89%
Benchmark	0.29%	1.78%	3.80%	4.89%	5.83%	6.09%	6.26%	6.86%	7.44%	7.11%

Returns less than or equal to 1 year are absolute. Returns greater than 1 year are compounded annualised growth rate (CAGR). Past performance is not indicative of future performance

May 2021

Stable Gain Fund

Fund Objective

To provide moderate risk with moderate returns.

Portfolio Allocation

	Stated (%)	Actual (%)
Govt. and Govt. approved Securities	0 - 80	58.39
Corporate bonds	0 - 40	5.30
Money market and other liquid assets	0 - 20	0.11
Infrastructure sector as defined by the IRDA	0 - 25	0.76
Listed equities	0 - 35	33.44
Net Current Assets*		2.01
Total		100.00

*Net current asset represents net of receivables and payables for investments held.

Portfolio

Company/Issuer	Sector/Rating	Exposure (%)
Equity		
33.44%		
HDFC Bank Ltd	Financial Service Activities, Except Insurance and Pension Funding	3.31%
Housing Development Finance Corporation Ltd	Financial Service Activities, Except Insurance and Pension Funding	2.90%
Reliance Industries Ltd	Manufacture of Coke and Refined Petroleum Products	2.89%
Infosys Ltd	Computer Programming, Consultancy and Related Activities	2.72%
ICICI Bank Ltd	Financial Service Activities, Except Insurance and Pension Funding	2.62%
Tata Consultancy Services Ltd	Computer Programming, Consultancy and Related Activities	1.64%
Kotak Mahindra Bank Ltd	Financial Service Activities, Except Insurance and Pension Funding	1.58%
ITC Ltd	Manufacture of Tobacco Products	1.19%
Bharti Airtel Ltd	Telecommunications Infrastructure	1.12%
Hindalco Industries Ltd	Manufacture of Basic Metals	1.08%
Others		12.40%
Corporate Bond		
6.79%		
7.6351% Kotak Mahindra Prime Ltd NCD (S)(MD 23/02/2023)	AAA	1.07%
5.40% HDFC LTD (S) (MD 11/08/2023)	AAA	1.03%
9.10% Shriram Transport Finance Co Ltd NCD(S) (MD 12/07/2021)	AA+	1.02%
8.45% IRFC Ltd NCD (S) (MD 04/12/2028)	AAA	0.76%
8.20% GOI Oil Bond (MD 15/09/2024)	SOV	0.73%
7.78% HDFC LTD (S) (MD 27/03/2027)	AAA	0.72%
6.40% NABARD NCD (U) (MD 31/07/2023)	AAA	0.70%
8.75% Bajaj Finance Ltd. NCD (U)(MD 14/08/2026)	AAA	0.38%
8.45% Bajaj Finance Ltd. NCD (U)(MD 29/09/2026)	AAA	0.37%
Sovereign		
57.66%		
7.17% GOI (MD 08/01/2028)	SOV	38.92%
9.20% GOI (MD 30/09/2030)	SOV	4.03%
7.98% Karnataka SDL (14/10/2025)	SOV	3.67%
8.58% Gujarat SDL (MD 23/01/2023)	SOV	3.61%
8.60% GOI (MD 02/06/2028)	SOV	3.45%

Company/Issuer	Sector/Rating	Exposure (%)
6.76% GOI (MD 22/02/2061)	SOV	0.99%
8.65% Gujarat SDL (MD 10/10/2028)	SOV	0.76%
8.50% Gujarat SDL (MD 28/11/2028)	SOV	0.76%
8.24% GOI (MD 15/02/2027)	SOV	0.75%
8.92% Tamil Nadu SDL (MD 08/08/2022)	SOV	0.72%
Money Market, Deposits & Other		2.11%
Total		100.00%

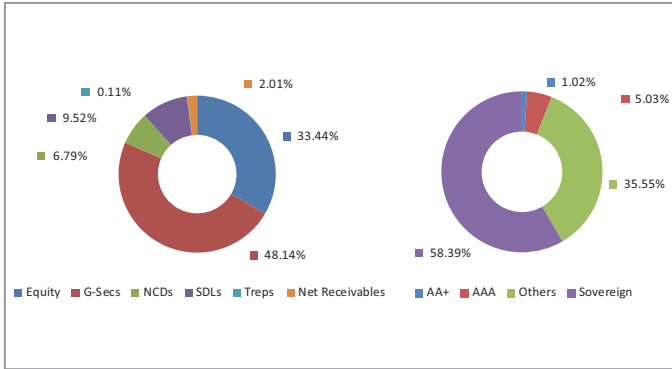
Fund Details

Description		
SFIN Number	ULGF00115/09/04STABLEFUND116	
Launch Date	31-Oct-04	
Face Value	10	
Risk Profile	Moderate	
Benchmark	-	
CIO	Sampath Reddy	
Fund Manager Name	Anshul Mishra, Rohit Harlalka	
Number of funds managed by fund manager:	Anshul Mishra	Rohit Harlalka
Equity	4	-
Debt	-	17
Hybrid	5	16
NAV as on 31-May-2021	50.7263	
AUM (Rs. Cr)	294.76	
Equity (Rs. Cr)	98.57	
Debt (Rs. Cr)	190.27	
Net current asset (Rs. Cr)	5.92	

Quantitative Indicators

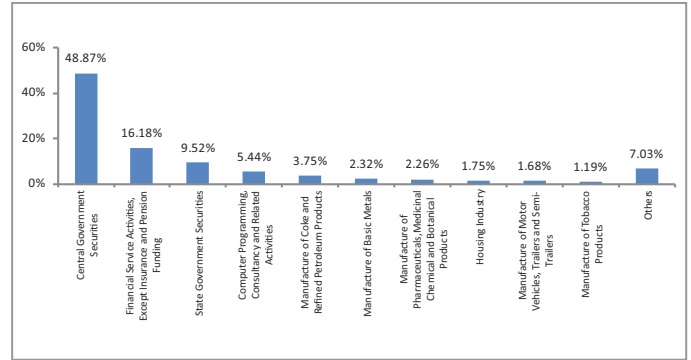
Modified Duration in Years	4.73
Average Maturity in Years	6.50
Yield to Maturity in %	5.98%

Asset Class



Note : 'Financial & insurance activities' sector includes exposure to 'Fixed Deposits' & 'Certificate of Deposits'.

Top 10 Sectors



*Others includes Equity, Treps, Net receivable/payable and FD

Performance

Period	1 Month	6 Months	1 Year	2 Years	3 Years	4 Years	5 Years	7 Years	10 Years	Inception
Fund	2.44%	6.32%	16.84%	9.23%	9.74%	8.32%	9.47%	9.90%	10.54%	10.28%
Benchmark	-	-	-	-	-	-	-	-	-	-

Returns less than or equal to 1 year are absolute. Returns greater than 1 year are compounded annualised growth rate (CAGR). Past performance is not indicative of future performance

May 2021

Secure Gain Fund

Fund Objective

To provide very low principal risk with stable returns.

Portfolio Allocation

	Stated (%)	Actual (%)
Govt. and Govt. approved Securities	0 - 90	67.46
Corporate bonds	0 - 30	6.47
Money market and other liquid assets	0 - 20	2.90
Infrastructure sector as defined by the IRDA	0 - 25	1.27
Listed equities	0 - 20	18.82
Net Current Assets*		3.06
Total		100.00

*Net current asset represents net of receivables and payables for investments held.

Portfolio

Company/Issuer	Sector/Rating	Exposure (%)
Equity		
HDFC Bank Ltd	Financial Service Activities, Except Insurance and Pension Funding	1.83%
Infosys Ltd	Computer Programming, Consultancy and Related Activities	1.58%
Reliance Industries Ltd	Manufacture of Coke and Refined Petroleum Products	1.56%
Housing Development Finance Corporation Ltd	Financial Service Activities, Except Insurance and Pension Funding	1.50%
ICICI Bank Ltd	Financial Service Activities, Except Insurance and Pension Funding	1.47%
Tata Consultancy Services Ltd	Computer Programming, Consultancy and Related Activities	0.91%
Kotak Mahindra Bank Ltd	Financial Service Activities, Except Insurance and Pension Funding	0.88%
Bharti Airtel Ltd	Telecommunications Infrastructure	0.67%
ITC Ltd	Manufacture of Tobacco Products	0.66%
Hindalco Industries Ltd	Manufacture of Basic Metals	0.60%
Others		7.15%
Corporate Bond		
10.14%		
8.18% NABARD NCD GOI SERVICED (U)(MD 26/12/2028)	AAA	1.14%
9.10% Shriram Transport Finance Co Ltd NCD(S)(MD 12/07/2021)	AA+	1.13%
6.40% NABARD NCD (U) (MD 31/07/2023)	AAA	1.06%
8.20% GOI Oil Bond (MD 12/02/2024)	SOV	0.99%
7.75% LIC Housing Finance Ltd NCD (S)(MD 23/07/2024)	AAA	0.99%
7.6351% Kotak Mahindra Prime Ltd NCD (S)(MD 23/02/2023)	AAA	0.91%
8.45% IRFC Ltd NCD (S) (MD 04/12/2028)	AAA	0.86%
5.40% HDFC LTD (S) (MD 11/08/2023)	AAA	0.78%
8.20% GOI Oil Bond (MD 15/09/2024)	SOV	0.67%
8.75% Bajaj Finance Ltd. NCD (U) (MD 14/08/2026)	AAA	0.49%
Others		1.13%
Sovereign		
64.67%		
7.17% GOI (MD 08/01/2028)	SOV	44.90%
9.20% GOI (MD 30/09/2030)	SOV	4.32%
8.60% GOI (MD 02/06/2028)	SOV	2.95%
6.76% GOI (MD 22/02/2061)	SOV	2.70%
5.60% Maharashtra SDL (MD 09/09/2024)	SOV	1.94%
8.60% Gujarat SDL (MD 17/10/2028)	SOV	1.72%
8.65% Gujarat SDL (MD 10/10/2028)	SOV	1.32%
8.50% Gujarat SDL (MD 28/11/2028)	SOV	1.31%
7.95% GOI (MD 28/08/2032)	SOV	1.14%
8.90% Maharashtra SDL (MD 24/09/2024)	SOV	0.57%
Others		1.81%
Money Market, Deposits & Other		
6.36%		
Total		100.00%

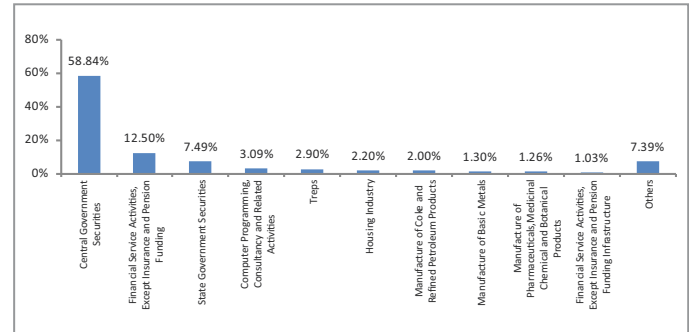
Fund Details

Description	
SFIN Number	ULGF00215/10/04SECUREFUND116
Launch Date	15-Oct-04
Face Value	10
Risk Profile	Moderate
Benchmark	-
CIO	Sampath Reddy
Fund Manager Name	Anshul Mishra, Rohit Harlalka
Number of funds managed by fund manager:	Anshul Mishra Rohit Harlalka
Equity	4
Debt	17
Hybrid	5
NAV as on 31-May-2021	45.3460
AUM (Rs. Cr)	1952.60
Equity (Rs. Cr)	367.57
Debt (Rs. Cr)	1525.20
Net current asset (Rs. Cr)	59.83

Quantitative Indicators

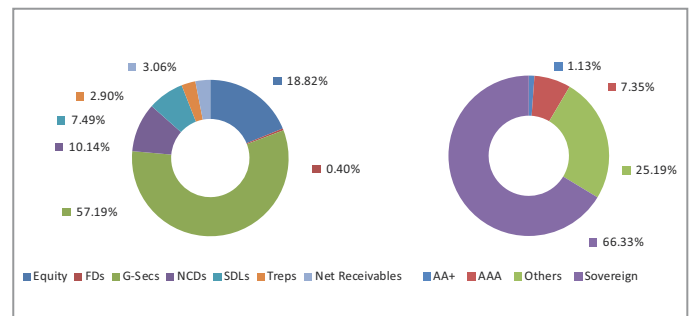
Modified Duration in Years	5.10
Average Maturity in Years	7.48
Yield to Maturity in %	6.02%

Top 10 Sectors



Note : 'Financial & insurance activities' sector includes exposure to 'Fixed Deposits' & 'Certificate of Deposits'.

Asset Class



*Others includes Equity, Treps, Net receivable/payable and FD

Rating Profile

Performance

Period	1 Month	6 Months	1 Year	2 Years	3 Years	4 Years	5 Years	7 Years	10 Years	Inception
Fund	1.58%	3.99%	11.87%	8.56%	9.38%	8.11%	8.99%	9.37%	9.62%	9.51%
Benchmark	-	-	-	-	-	-	-	-	-	-

Returns less than or equal to 1 year are absolute. Returns greater than 1 year are compounded annualised growth rate (CAGR). Past performance is not indicative of future performance

May 2021

Group Blue Chip Fund

Fund Objective

To provide capital appreciation through investment in equities.

Portfolio Allocation

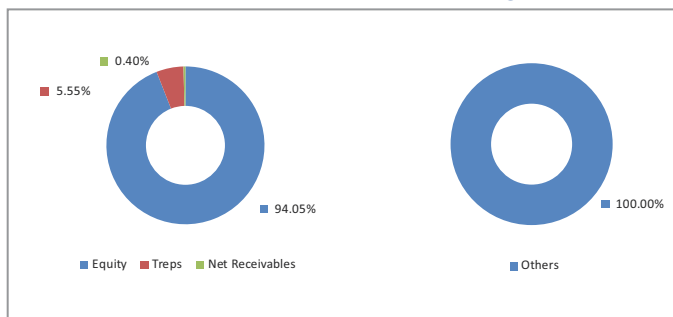
	Stated (%)	Actual (%)
Equity and equity related securities	60 - 100	94.05
Debt and debt related securities /Cash /Money Market instruments**/Fixed Deposit and Mutual funds	0 - 40	5.55
Net Current Assets*		0.40
Total		100.00

*Net current asset represents net of receivables and payables for investments held.
 **The exposure to money market instruments may be increased to 100%, keeping in view market conditions, market opportunities, and political, economic and other factors, depending on the perception of the Investment Manager.

Portfolio

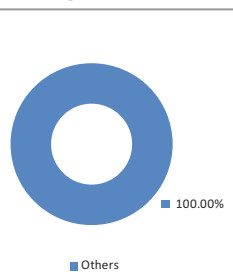
Company/Issuer	Sector/Rating	Exposure (%)
Equity		94.05%
Reliance Industries Ltd	Manufacture of Coke and Refined Petroleum Products	7.81%
ICICI Bank Ltd	Financial Service Activities, Except Insurance and Pension Funding	7.80%
HDFC Bank Ltd	Financial Service Activities, Except Insurance and Pension Funding	7.74%
Tata Steel Ltd	Manufacture of Basic Metals	4.72%
Housing Development Finance Corporation Ltd	Financial Service Activities, Except Insurance and Pension Funding	4.13%
Larsen & Toubro Ltd	Civil Engineering Infrastructure	4.00%
Hindustan Unilever Ltd	Manufacture of Chemicals and Chemical Products	3.99%
Dr Reddys Laboratories Ltd	Manufacture of Pharmaceuticals, Medicinal Chemical and Botanical Products	3.94%
Bharti Airtel Ltd	Telecommunications Infrastructure	3.86%
ITC Ltd	Manufacture of Tobacco Products	3.83%
Others		42.22%
Money Market, Deposits & Other		5.95%
Total		100.00%

Asset Class



*Others includes Equity, Treps, Net receivable/payable and FD

Rating Profile



Performance

Period	1 Month	6 Months	1 Year	2 Years	3 Years	4 Years	5 Years	7 Years	10 Years	Inception
Fund	6.53%	23.12%	58.53%	18.18%	14.99%	13.97%	14.44%	11.87%	-	11.55%
Benchmark	6.50%	20.15%	62.65%	14.30%	13.21%	12.80%	13.80%	11.58%	-	11.50%

Returns less than or equal to 1 year are absolute. Returns greater than 1 year are compounded annualised growth rate (CAGR), Past performance is not indicative of future performance

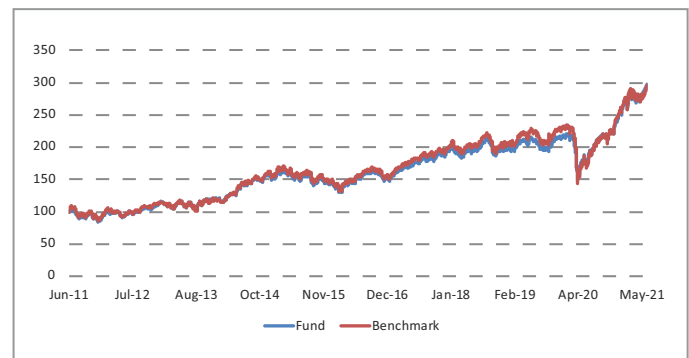
Fund Details

Description	
SFIN Number	ULGF01118/04/11GRBLUECHIP116
Launch Date	21-Jun-11
Face Value	10
Risk Profile	High
Benchmark	Nifty 50 Index
CIO	Sampath Reddy
Fund Manager Name	Reshma Banda
Number of funds managed by fund manager:	
Equity	22
Debt	-
Hybrid	7
NAV as on 31-May-2021	29.6685
AUM (Rs. Cr)	4.33
Equity (Rs. Cr)	4.07
Debt (Rs. Cr)	0.24
Net current asset (Rs. Cr)	0.02

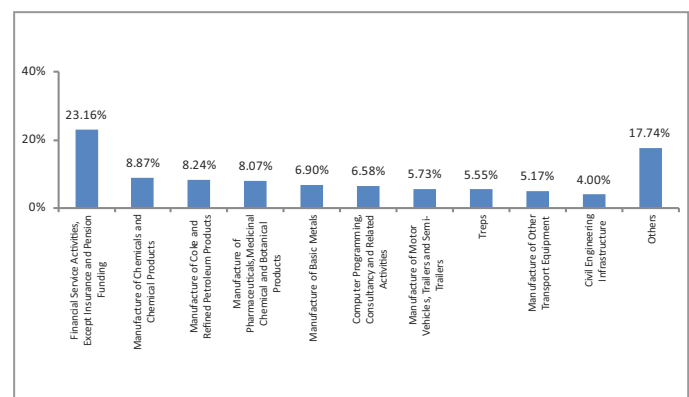
Quantitative Indicators

Modified Duration in Years	3.24
Average Maturity in Years	3.24
Yield to Maturity in %	3.24%

Growth of Rs. 100



Top 10 Sectors



Note : 'Financial & insurance activities' sector includes exposure to 'Fixed Deposits' & 'Certificate of Deposits'.

May 2021

Group Equity Fund

Fund Objective

To provide capital appreciation through investment in equity shares.

Portfolio Allocation

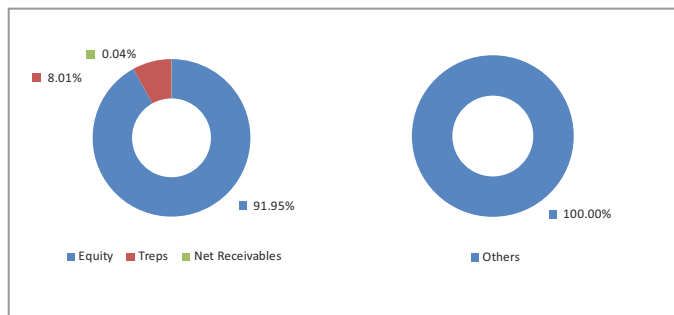
	Stated (%)	Actual (%)
Equity and equity related securities	60 - 100	91.95
Debt and debt related securities, Cash/Money Market Instruments/Fixed deposits/Mutual Funds	0 - 40	8.01
Net Current Assets*		0.04
Total		100.00

*Net current asset represents net of receivables and payables for investments held.

Portfolio

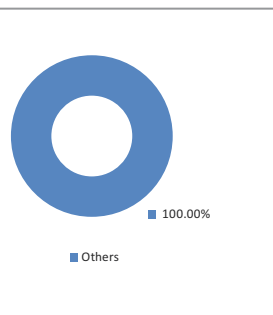
Company/Issuer	Sector/Rating	Exposure (%)
Equity		91.95%
Reliance Industries Ltd	Manufacture of Coke and Refined Petroleum Products	7.74%
ICICI Bank Ltd	Financial Service Activities, Except Insurance and Pension Funding	7.43%
HDFC Bank Ltd	Financial Service Activities, Except Insurance and Pension Funding	7.35%
Infosys Ltd	Computer Programming, Consultancy and Related Activities	7.35%
Axis Bank Ltd	Financial Service Activities, Except Insurance and Pension Funding	3.91%
ITC Ltd	Manufacture of Tobacco Products	3.87%
Housing Development Finance Corporation Ltd	Financial Service Activities, Except Insurance and Pension Funding	3.05%
NIPPON INDIA ETF BANK BEES	Equity ETF	2.87%
ICICI Prudential IT ETF	Equity ETF	2.70%
Hindalco Industries Ltd	Manufacture of Basic Metals	2.58%
Others		43.09%
Money Market, Deposits & Other		8.05%
Total		100.00%

Asset Class



*Others includes Equity, Treps, Net receivable/payable and FD

Rating Profile



Performance

Period	1 Month	6 Months	1 Year	2 Years	3 Years	4 Years	5 Years	7 Years	10 Years	Inception
Fund	5.50%	17.74%	54.62%	13.65%	10.21%	11.70%	13.58%	13.25%	-	13.20%
Benchmark	6.50%	20.15%	62.65%	14.30%	13.21%	12.80%	13.80%	11.58%	-	11.50%

Returns less than or equal to 1 year are absolute. Returns greater than 1 year are compounded annualised growth rate (CAGR). Past performance is not indicative of future performance

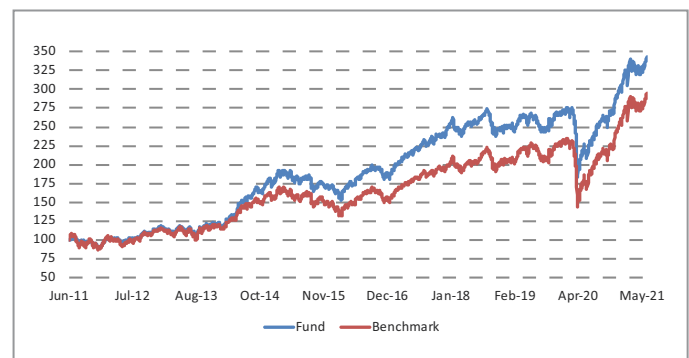
Fund Details

Description	
SFIN Number	ULGF01018/04/11GREQTYFUND116
Launch Date	21-Jun-11
Face Value	10
Risk Profile	Very High
Benchmark	Nifty 50 Index
CIO	Sampath Reddy
Fund Manager Name	Reshma Banda
Number of funds managed by fund manager:	
Equity	22
Debt	-
Hybrid	7
NAV as on 31-May-2021	34.3430
AUM (Rs. Cr)	47.57
Equity (Rs. Cr)	43.74
Debt (Rs. Cr)	3.81
Net current asset (Rs. Cr)	0.02

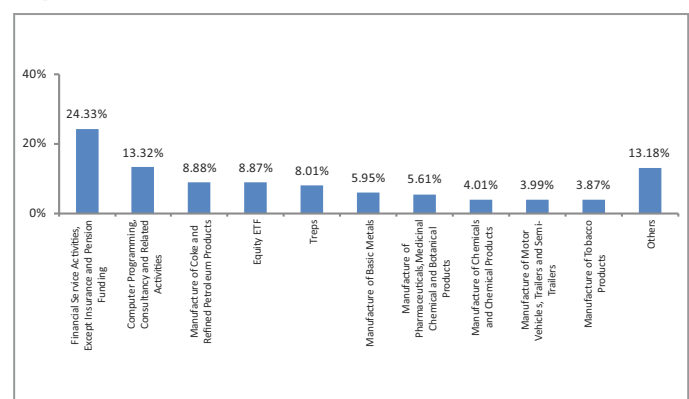
Quantitative Indicators

Modified Duration in Years	3.24
Average Maturity in Years	3.24
Yield to Maturity in %	3.24%

Growth of Rs. 100



Top 10 Sectors



Note : 'Financial & insurance activities' sector includes exposure to 'Fixed Deposits' & 'Certificate of Deposits'.

May 2021

Group Growth Fund- II

Fund Objective

The investment objective of the fund is to provide minimum unit price growth @ 7.35% p.a. compounded annually at the fund closure date by investing in a suitable mix of assets.

Portfolio Allocation

	Stated (%)	Actual (%)
Debt and debt related securities, Cash, Fixed Deposits, Money market instruments, Mutual funds	0 - 100	97.88
Equity and equity related instruments	0 - 50	-
Net Current Assets [¶]		2.12
Total		100.00

[¶]Net current asset represents net of receivables and payables for investments held.

Portfolio

Company/Issuer	Sector/Rating	Exposure (%)
Corporate Bond		
9.90% LICHF Ltd. NCD (S)(MD 11/11/2021)	AAA	2.58%
9.90% HDFC Ltd. NCD (S)(MD 11/11/2021)	AAA	2.58%
Sovereign		
6.84% GOI (MD 19/12/2022)	SOV	49.17%
5.77% GOI (MD 03/08/2030)	SOV	17.51%
Money Market, Deposits & Other		
Total		100.00%

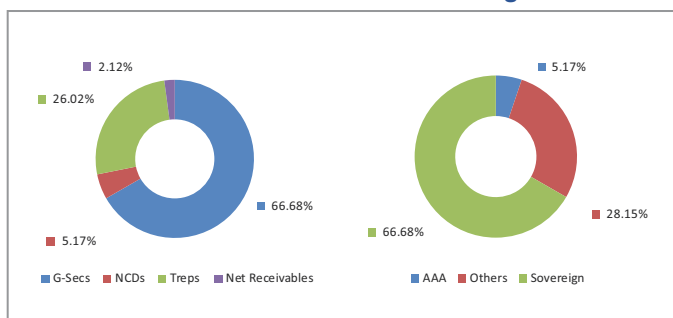
Fund Details

Description	
SFIN Number	ULGF01311/05/11GRGROWFU02116
Launch Date	11-May-11
Face Value	10
Risk Profile	Low
Benchmark	-
CIO	Sampath Reddy
Fund Manager Name	Rohit Harlalka
Number of funds managed by fund manager:	
Equity	-
Debt	17
Hybrid	16
NAV as on 31-May-2021	19.5542
AUM (Rs. Cr)	31.74
Equity (Rs. Cr)	-
Debt (Rs. Cr)	31.07
Net current asset (Rs. Cr)	0.67

Quantitative Indicators

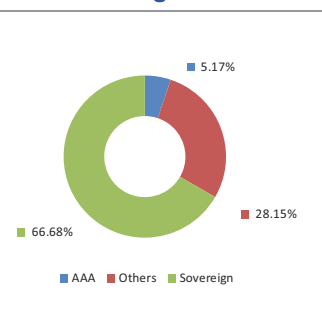
Modified Duration in Years	2.83
Average Maturity in Years	3.31
Yield to Maturity in %	4.25%

Asset Class

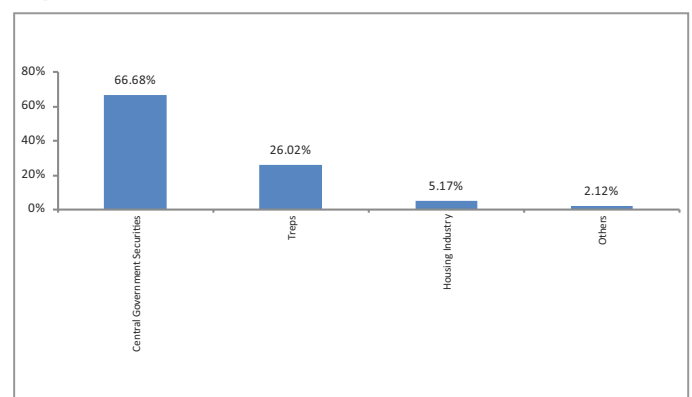


*Others includes Equity, Treps, Net receivable/payable and FD

Rating Profile



Top 10 Sectors



Note : 'Financial & insurance activities' sector includes exposure to 'Fixed Deposits' & 'Certificate of Deposits'.

Performance

Period	1 Month	6 Months	1 Year	2 Years	3 Years	4 Years	5 Years	7 Years	10 Years	Inception
Fund	0.30%	0.97%	3.45%	5.75%	6.67%	6.01%	5.92%	6.41%	6.93%	6.89%
Benchmark	-	-	-	-	-	-	-	-	-	-

Returns less than or equal to 1 year are absolute. Returns greater than 1 year are compounded annualised growth rate (CAGR). Past performance is not indicative of future performance

May 2021

Group Return Shield Fund

Fund Objective

To provide capital appreciation with reasonable risk by investing in a suitable mix of debt and equities

Portfolio Allocation

	Stated (%)	Actual (%)
Debt and Debt related securities	50 - 100	51.49
Equity and Equity related securities, Mutual funds, Money market instruments**, fixed deposits	0 - 50	46.48
Net Current Assets*		2.02
Total		100.00

*Net current asset represents net of receivables and payables for investments held.
 **The exposure to money market instruments may be increased to 100%, keeping in view market conditions, market opportunities, and political, economic and other factors, depending on the perception of the Investment Manager.

Portfolio

Company/Issuer	Sector/Rating	Exposure (%)
Sovereign		51.49%
6.84% GOI (MD 19/12/2022)	SOV	47.84%
8.79% GOI (MD 08/11/2021)	SOV	2.45%
6.17% GOI (MD 15/07/2021)	SOV	1.20%
Money Market, Deposits & Other		48.51%
Total		100.00%

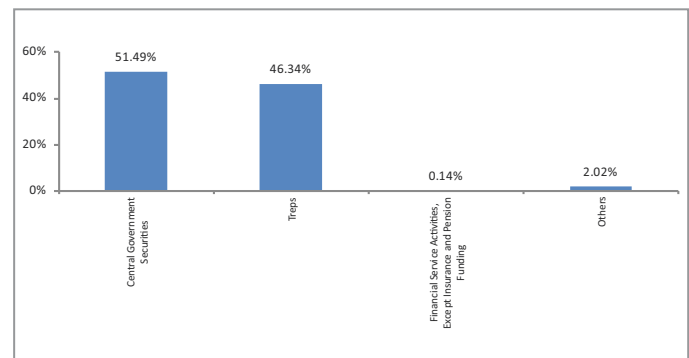
Fund Details

Description	
SFIN Number	ULGF01421/06/11RETNSHIELD116
Launch Date	21-Jun-11
Face Value	10
Risk Profile	Moderate
Benchmark	-
CIO	Sampath Reddy
Fund Manager Name	Reshma Banda, Rohit Harlalka
Number of funds managed by fund manager:	Reshma Banda Rohit Harlalka
Equity	22 -
Debt	- 17
Hybrid	7 16
NAV as on 31-May-2021	21.2795
AUM (Rs. Cr)	4.17
Equity (Rs. Cr)	-
Debt (Rs. Cr)	4.08
Net current asset (Rs. Cr)	0.08

Quantitative Indicators

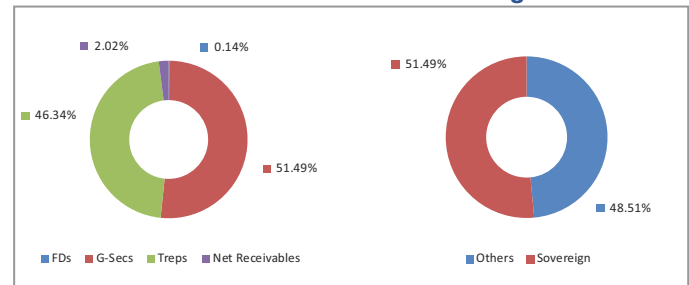
Modified Duration in Years	2.24
Average Maturity in Years	2.30
Yield to Maturity in %	3.69%

Top 10 Sectors

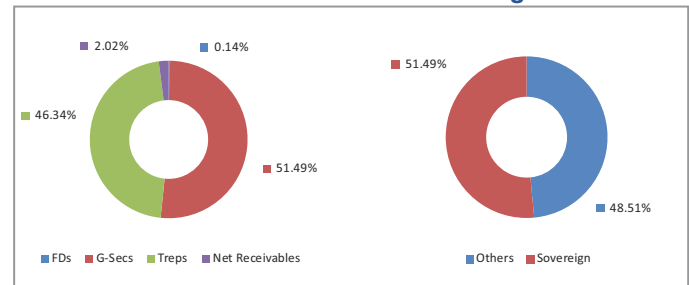


Note : 'Financial & insurance activities' sector includes exposure to 'Fixed Deposits' & 'Certificate of Deposits'.

Asset Class



Rating Profile



*Others includes Equity, Treps, Net receivable/payable and FD

Performance

Period	1 Month	6 Months	1 Year	2 Years	3 Years	4 Years	5 Years	7 Years	10 Years	Inception
Fund	0.23%	1.06%	3.33%	5.85%	6.65%	5.95%	6.76%	7.56%	-	7.88%
Benchmark	-	-	-	-	-	-	-	-	-	-

Returns less than or equal to 1 year are absolute. Returns greater than 1 year are compounded annualised growth rate (CAGR). Past performance is not indicative of future performance

May 2021

Group Short Term Debt Fund- II

Fund Objective

To earn moderate returns.

Portfolio Allocation

	Stated (%)	Actual (%)
Debt and debt related securities, Cash, Fixed Deposits, Money market instruments**, Mutual funds	0 - 100	97.86
Net Current Assets*		2.14
Total		100.00

*Net current asset represents net of receivables and payables for investments held.
 **The exposure to money market instruments may be increased to 100%, keeping in view market conditions, market opportunities, and political, economic and other factors, depending on the perception of the Investment Manager.

Portfolio

Company/Issuer	Rating	Exposure (%)
Sovereign		68.14%
6.84% GOI (MD 19/12/2022)	SOV	68.14%
Money Market, Deposits & Other		31.86%
Total		100.00%

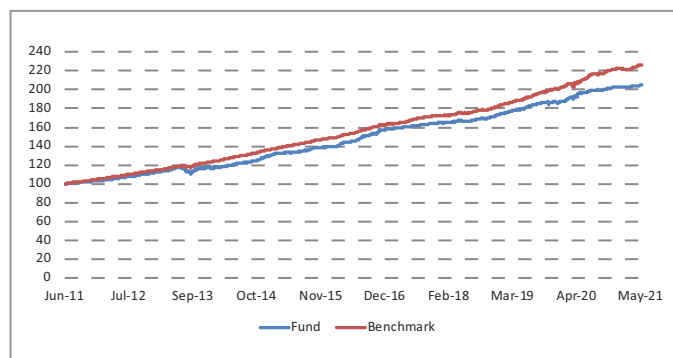
Fund Details

Description	
SFIN Number	ULGF01218/04/11GRSHTRDE02116
Launch Date	21-Jun-11
Face Value	10
Risk Profile	Low
Benchmark	CRISIL Short Term Bond Fund Index
CIO	Sampath Reddy
Fund Manager Name	Rohit Harlalka
Number of funds managed by fund manager:	
Equity	-
Debt	17
Hybrid	16
NAV as on 31-May-2021	20.4810
AUM (Rs. Cr)	12.21
Equity (Rs. Cr)	-
Debt (Rs. Cr)	11.95
Net current asset (Rs. Cr)	0.26

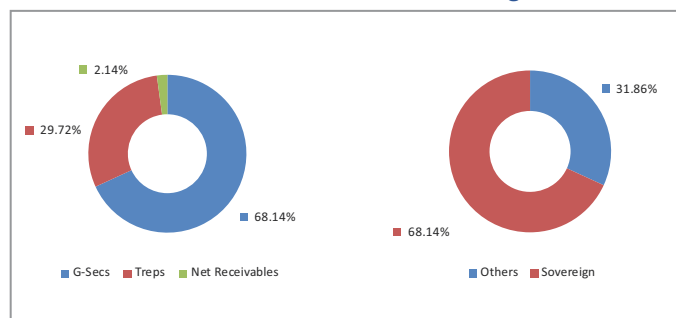
Quantitative Indicators

Modified Duration in Years	1.98
Average Maturity in Years	2.07
Yield to Maturity in %	3.85%

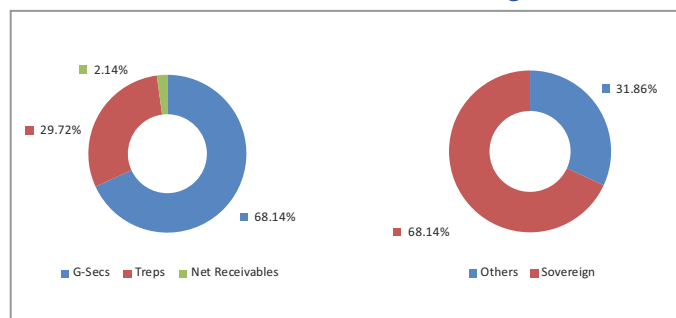
Growth of Rs. 100



Asset Class

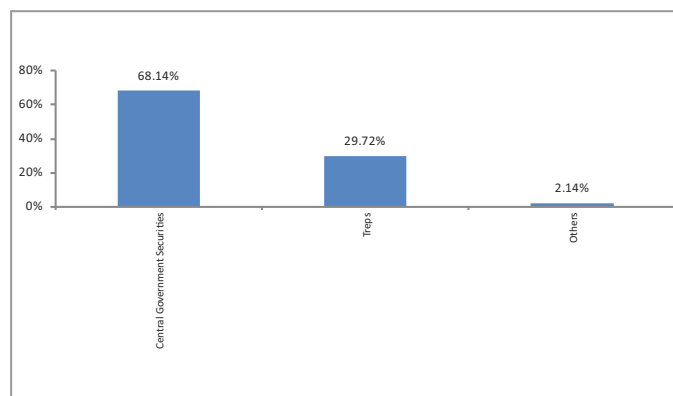


Rating Profile



*Others includes Equity, Treps, Net receivable/payable and FD

Top 10 Sectors



Note : 'Financial & insurance activities' sector includes exposure to 'Fixed Deposits' & 'Certificate of Deposits'.

Performance

Period	1 Month	6 Months	1 Year	2 Years	3 Years	4 Years	5 Years	7 Years	10 Years	Inception
Fund	0.29%	1.17%	3.85%	6.28%	7.09%	6.20%	7.15%	7.79%	-	7.47%
Benchmark	0.63%	2.08%	7.14%	8.77%	8.92%	7.90%	8.09%	8.40%	-	8.57%

Returns less than or equal to 1 year are absolute. Returns greater than 1 year are compounded annualised growth rate (CAGR), Past performance is not indicative of future performance

May 2021

Group Debt Fund-II

Fund Objective

To provide stable returns through investment in various fixed income securities.

Portfolio Allocation

	Stated (%)	Actual (%)
Debt and Debt related securities incl. FD	40 - 100	93.78
Money Market instrument	0 - 60	0.53
Net Current Assets*		5.69
Total		100.00

*Net current asset represents net of receivables and payables for investments held.

Portfolio

Company/Issuer	Rating	Exposure (%)
Corporate Bond		
8.85% Bajaj Finance Ltd. NCD (U)(MD 15/07/2026)	AAA	0.90%
8.45% Bajaj Finance Ltd. NCD (U)(MD 29/09/2026)	AAA	0.54%
8.85% Axis Bank Ltd. NCD (U)(MD 05/12/2024)	AAA	0.40%
8.75% Bajaj Finance Ltd. NCD (U)(MD 14/08/2026)	AAA	0.30%
7.90% LICHF Ltd. NCD (S)(MD 18/08/2026)	AAA	0.06%
Sovereign		
7.17% GOI (MD 08/01/2028)	SOV	43.24%
8.60% GOI (MD 02/06/2028)	SOV	29.41%
8.24% GOI (MD 15/02/2027)	SOV	7.49%
6.76% GOI (MD 22/02/2061)	SOV	3.72%
7.61% Tamilnadu SDL (MD 15/02/2027)	SOV	2.35%
6.64% GOI (MD 16/06/2035)	SOV	1.69%
6.47% Maharashtra SDL (MD 21/10/2028)	SOV	0.81%
7.74% Tamilnadu SDL (MD 01/03/2027)	SOV	0.56%
7.24% Tamilnadu SDL (MD 28/06/2027)	SOV	0.52%
6.79% GOI (MD 26/12/2029)	SOV	0.33%
Others		0.29%
Money Market, Deposits & Other		
Total		100.00%

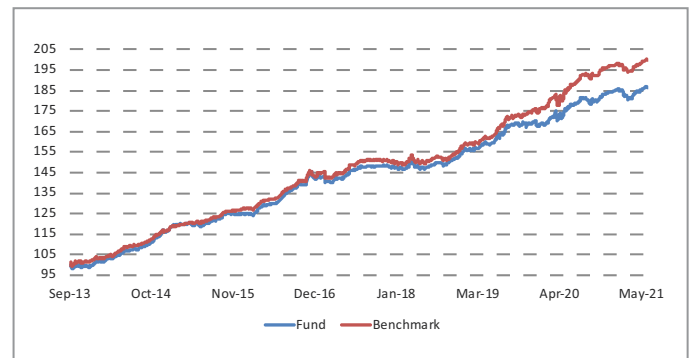
Fund Details

Description	
SFIN Number	ULGF01924/06/13GRDEBTFU02116
Launch Date	13-Sep-13
Face Value	10
Risk Profile	Low
Benchmark	CRISIL Composite Bond Fund Index
CIO	Sampath Reddy
Fund Manager Name	Rohit Harlalka
Number of funds managed by fund manager:	
Equity	-
Debt	17
Hybrid	16
NAV as on 31-May-2021	18.6499
AUM (Rs. Cr)	944.33
Equity (Rs. Cr)	-
Debt (Rs. Cr)	890.62
Net current asset (Rs. Cr)	53.71

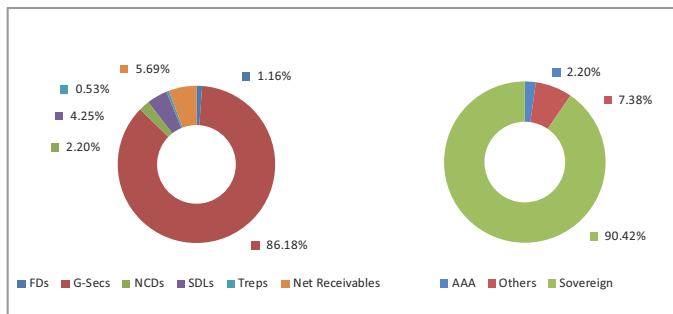
Quantitative Indicators

Modified Duration in Years	5.36
Average Maturity in Years	7.96
Yield to Maturity in %	6.27%

Growth of Rs. 100

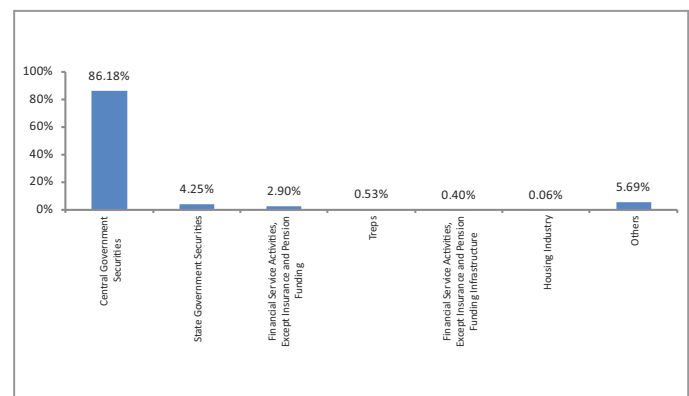


Asset Class



*Others includes Equity, Treps, Net receivable/payable and FD

Top 10 Sectors



Note : 'Financial & insurance activities' sector includes exposure to 'Fixed Deposits' & 'Certificate of Deposits'.

Performance

Period	1 Month	6 Months	1 Year	2 Years	3 Years	4 Years	5 Years	7 Years	10 Years	Inception
Fund	0.64%	1.21%	4.78%	6.88%	8.15%	6.67%	7.51%	8.37%	-	8.41%
Benchmark	0.59%	1.29%	6.24%	9.57%	9.94%	8.01%	8.59%	9.14%	-	9.37%

Returns less than or equal to 1 year are absolute. Returns greater than 1 year are compounded annualised growth rate (CAGR), Past performance is not indicative of future performance

May 2021

Group Short Term Debt Fund-III

Fund Objective

To earn moderate returns.

Portfolio Allocation

	Stated (%)	Actual (%)
Debt and Debt related securities incl. FD Cash, Mutual Funds	40 - 100	79.18
Money Market instrument	0 - 60	15.47
Net Current Assets*		5.35
Total		100.00

*Net current asset represents net of receivables and payables for investments held.

Portfolio

Company/Issuer	Rating	Exposure (%)
Sovereign		
6.84% GOI (MD 19/12/2022)	SOV	76.94%
8.79% GOI (MD 08/11/2021)	SOV	0.09%
Money Market, Deposits & Other		
Total		100.00%

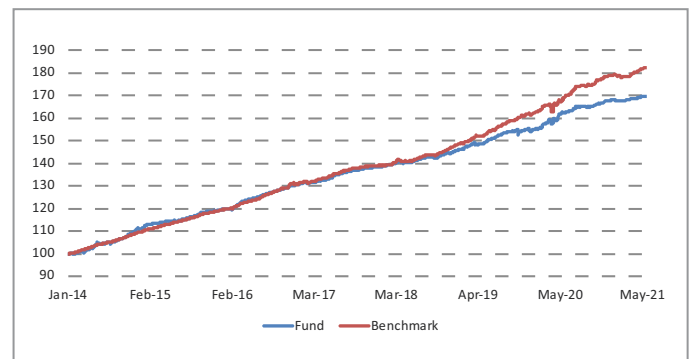
Fund Details

Description	
SFIN Number	ULGF02024/06/13GRSHTRDE03116
Launch Date	13-Sep-13
Face Value	10
Risk Profile	Low
Benchmark	CRISIL Short Term Bond Fund Index
CIO	Sampath Reddy
Fund Manager Name	Rohit Harlalka
Number of funds managed by fund manager:	
Equity	-
Debt	17
Hybrid	16
NAV as on 31-May-2021	16.9741
AUM (Rs. Cr)	45.97
Equity (Rs. Cr)	-
Debt (Rs. Cr)	43.51
Net current asset (Rs. Cr)	2.46

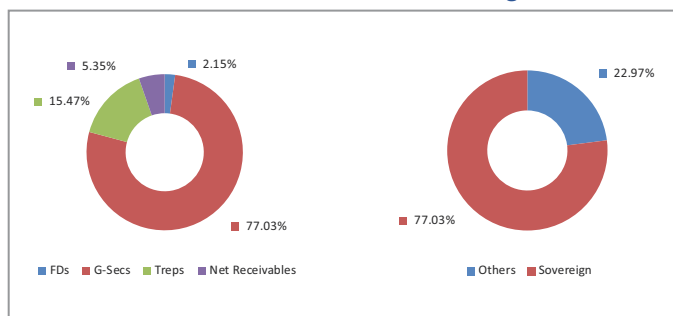
Quantitative Indicators

Modified Duration in Years	1.70
Average Maturity in Years	1.81
Yield to Maturity in %	4.10%

Growth of Rs. 100

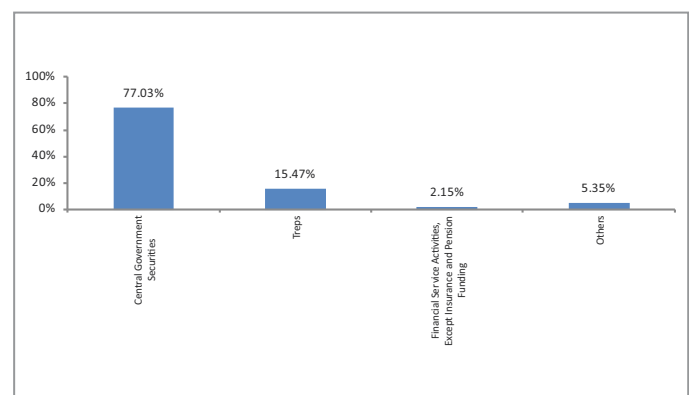


Asset Class



*Others includes Equity, Treps, Net receivable/payable and FD

Top 10 Sectors



Note : 'Financial & insurance activities' sector includes exposure to 'Fixed Deposits' & 'Certificate of Deposits'.

Performance

Period	1 Month	6 Months	1 Year	2 Years	3 Years	4 Years	5 Years	7 Years	10 Years	Inception
Fund	0.32%	1.33%	4.21%	6.22%	6.50%	6.17%	6.40%	7.28%	-	7.10%
Benchmark	0.63%	2.08%	7.14%	8.77%	8.92%	7.90%	8.09%	8.40%	-	8.64%

Returns less than or equal to 1 year are absolute. Returns greater than 1 year are compounded annualised growth rate (CAGR), Past performance is not indicative of future performance

May 2021

Group Liquid Fund-II

Fund Objective

To provide stable returns through investment in various fixed deposits, money market instruments and short term debt instruments.

Portfolio Allocation

	Stated (%)	Actual (%)
Debt and Debt related securities incl. FD Cash, Mutual Funds	0 - 60	-
Money Market instrument	40 - 100	93.85
Net Current Assets [#]		6.15
Total		100.00

[#]Net current asset represents net of receivables and payables for investments held.

Portfolio

Company/Issuer	Rating	Exposure (%)
Money Market, Deposits & Other		100.00%
Total		100.00%

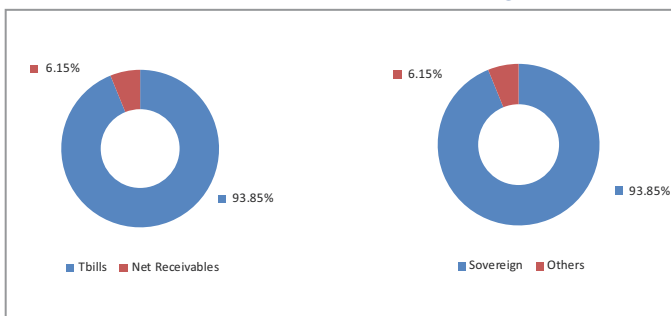
Fund Details

Description	
SFIN Number	ULGF02124/06/13GRLIQUFU02116
Launch Date	13-Sep-13
Face Value	10
Risk Profile	Very Low
Benchmark	CRISIL Liquid Fund Index
CIO	Sampath Reddy
Fund Manager Name	Deep Mehta
Number of funds managed by fund manager:	
Equity	-
Debt	8
Hybrid	-
NAV as on 31-May-2021	12.9286
AUM (Rs. Cr)	0.05
Equity (Rs. Cr)	-
Debt (Rs. Cr)	0.05
Net current asset (Rs. Cr)	-

Quantitative Indicators

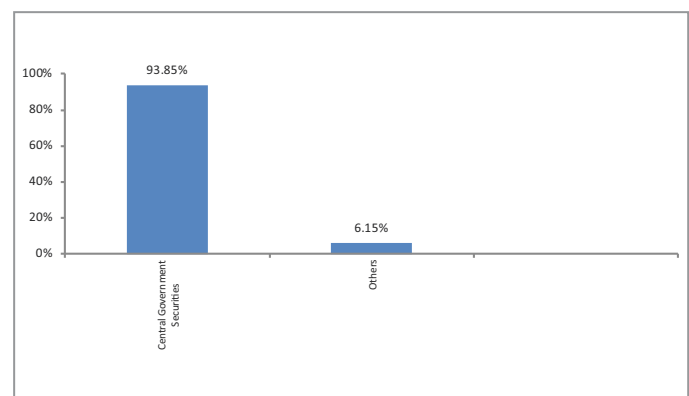
Modified Duration in Years	0.03
Average Maturity in Years	0.03
Yield to Maturity in %	3.08%

Asset Class



*Others includes Equity, Treps, Net receivable/payable and FD

Top 10 Sectors



Note: 'Financial & insurance activities' sector includes exposure to 'Fixed Deposits' & 'Certificate of Deposits'.

Performance

Period	1 Month	6 Months	1 Year	2 Years	3 Years	4 Years	5 Years	7 Years	10 Years	Inception
Fund	0.20%	1.39%	2.71%	3.85%	-1.28%	0.40%	1.69%	3.55%	-	3.38%
Benchmark	0.29%	1.78%	3.80%	4.89%	5.83%	6.09%	6.26%	6.86%	-	7.15%

Returns less than or equal to 1 year are absolute. Returns greater than 1 year are compounded annualised growth rate (CAGR). Past performance is not indicative of future performance

May 2021

Group Debt Fund-III

Fund Objective

To provide stable returns through investment in various fixed income securities.

Portfolio Allocation

	Stated (%)	Actual (%)
Debt and debt related securities incl. Fixed deposits	60 - 100	88.94
Money market instruments, Cash, Mutual funds	0 - 40	3.67
Net Current Assets*		7.39
Total		100.00

*Net current asset represents net of receivables and payables for investments held.

Portfolio

Company/Issuer	Rating	Exposure (%)
Corporate Bond		
8.45% IRFC Ltd NCD (S) (MD 04/12/2028)	AAA	3.99%
8.35% IRFC Ltd NCD (S)(MD 13/03/2029)	AAA	1.59%
8.45% Bajaj Finance Ltd. NCD (U)(MD 29/09/2026)	AAA	0.23%
Sovereign		
7.17% GOI (MD 08/01/2028)	SOV	51.25%
8.60% GOI (MD 02/06/2028)	SOV	13.74%
8.24% GOI (MD 15/02/2027)	SOV	9.50%
6.76% GOI (MD 22/02/2061)	SOV	2.79%
7.61% Tamilnadu SDL (MD 15/02/2027)	SOV	1.51%
6.64% GOI (MD 16/06/2035)	SOV	1.43%
6.47% Maharashtra SDL (MD 21/10/2028)	SOV	1.43%
6.79% GOI (MD 26/12/2029)	SOV	0.74%
7.27% GOI (MD 08/04/2026)	SOV	0.02%
Money Market, Deposits & Other		
		11.77%
Total		100.00%

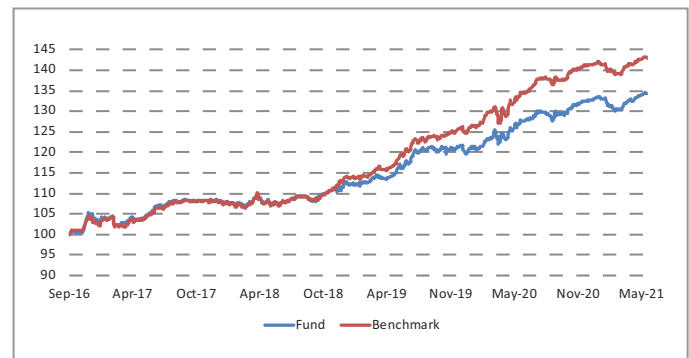
Fund Details

Description	
SFIN Number	ULGF02202/03/15GRDEBTFU03116
Launch Date	29-Sep-16
Face Value	10
Risk Profile	Low
Benchmark	CRISIL Composite Bond Index
CIO	Sampath Reddy
Fund Manager Name	Rohit Harlalka
Number of funds managed by fund manager:	
Equity	-
Debt	17
Hybrid	16
NAV as on 31-May-2021	13.4232
AUM (Rs. Cr)	139.65
Equity (Rs. Cr)	-
Debt (Rs. Cr)	129.32
Net current asset (Rs. Cr)	10.32

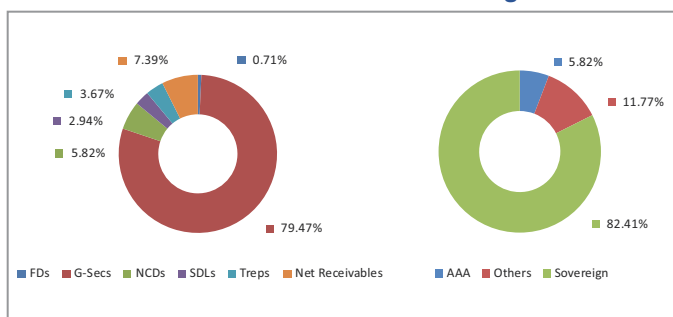
Quantitative Indicators

Modified Duration in Years	5.27
Average Maturity in Years	7.58
Yield to Maturity in %	6.15%

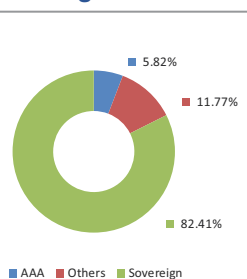
Growth of Rs. 100



Asset Class

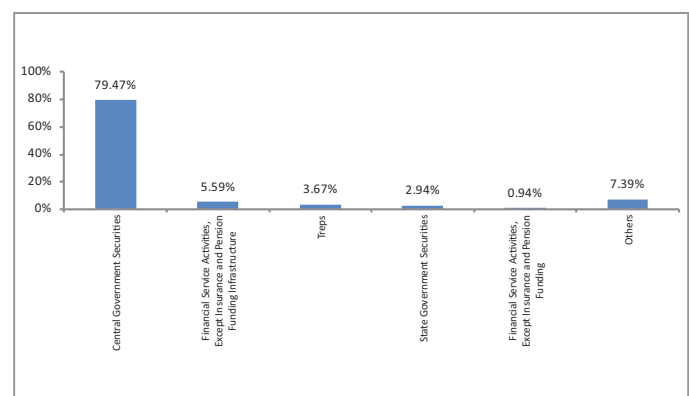


Rating Profile



*Others includes Equity, Treps, Net receivable/payable and FD

Top 10 Sectors



Note : 'Financial & insurance activities' sector includes exposure to 'Fixed Deposits' & 'Certificate of Deposits'.

Performance

Period	1 Month	6 Months	1 Year	2 Years	3 Years	4 Years	5 Years	7 Years	10 Years	Inception
Fund	0.65%	1.37%	5.18%	7.18%	7.60%	6.23%	-	-	-	6.51%
Benchmark	0.59%	1.29%	6.24%	9.57%	9.94%	8.01%	-	-	-	7.95%

Returns less than or equal to 1 year are absolute. Returns greater than 1 year are compounded annualised growth rate (CAGR). Past performance is not indicative of future performance

May 2021

Group Balanced Gain Fund-II

Fund Objective

To provide capital appreciation, subject to minimum guaranteed unit price at fund closure. The fund strategy would be to achieve potential upside by investing adequately in debt securities, equities, mutual funds and highly rated debentures.

Portfolio Allocation

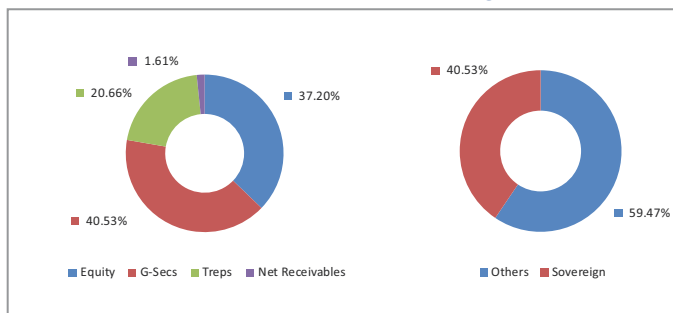
	Stated (%)	Actual (%)
Equity	0 - 80	37.20
Debt and Debt related securities, Money Market instrument/Mutual Funds	20 - 80	40.53
Money market instruments, Cash, Mutual funds	0 - 40	20.66
Net Current Assets*		1.61
Total		100.00

*Net current asset represents net of receivables and payables for investments held.

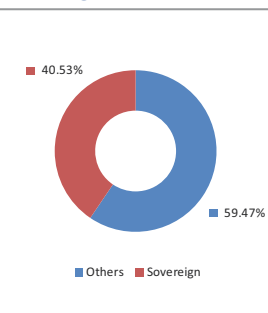
Portfolio

Company/Issuer	Sector/Rating	Exposure (%)
Equity		37.20%
Infosys Ltd	Computer Programming, Consultancy and Related Activities	4.91%
HDFC Bank Ltd	Financial Service Activities, Except Insurance and Pension Funding	4.90%
ICICI Bank Ltd	Financial Service Activities, Except Insurance and Pension Funding	4.78%
Larsen & Toubro Ltd	Civil Engineering Infrastructure	4.02%
Dr Reddys Laboratories Ltd	Manufacture of Pharmaceuticals, Medicinal Chemical and Botanical Products	3.30%
Reliance Industries Ltd	Manufacture of Coke and Refined Petroleum Products	3.23%
Maruti Suzuki India Ltd	Manufacture of Motor Vehicles, Trailers and Semi-Trailers	3.02%
Hindustan Unilever Ltd	Manufacture of Chemicals and Chemical Products	2.91%
ITC Ltd	Manufacture of Tobacco Products	2.72%
Bharti Airtel Ltd	Telecommunications Infrastructure	2.33%
Others		1.08%
Sovereign		40.53%
7.17% GOI (MD 08/01/2028)	SOV	22.58%
6.84% GOI (MD 19/12/2022)	SOV	10.73%
5.77% GOI (MD 03/08/2030)	SOV	7.22%
Money Market, Deposits & Other		22.27%
Total		100.00%

Asset Class



Rating Profile



*Others includes Equity, Treps, Net receivable/payable and FD

Performance

Period	1 Month	6 Months	1 Year	2 Years	3 Years	4 Years	5 Years	7 Years	10 Years	Inception
Fund	2.47%	5.80%	-	-	-	-	-	-	-	14.27%
Benchmark	4.44%	13.56%	-	-	-	-	-	-	-	36.70%

** During the period of Feb 2018 - May 2020 scheme AUM was Nil. Return is from 04th June 2020

Returns less than or equal to 1 year are absolute. Returns greater than 1 year are compounded annualised growth rate (CAGR), Past performance is not indicative of future performance

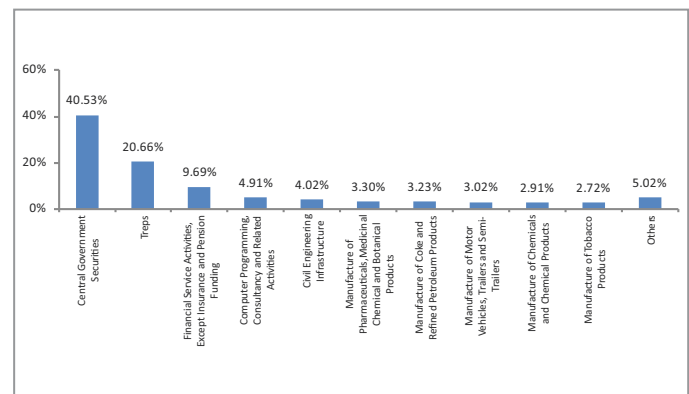
Fund Details

Description	
SFIN Number	ULGF02402/03/15GRBALCGA02116
Launch Date	25-Apr-17
Face Value	10
Risk Profile	High
Benchmark	CRISIL Balanced Fund – Aggressive Index
CIO	Sampath Reddy
Fund Manager Name	Reshma Banda, Rohit Harlalka
Number of funds managed by fund manager:	Reshma Banda Rohit Harlalka
Equity	22 -
Debt	- 17
Hybrid	7 16
NAV as on 31-May-2021	11.4273
AUM (Rs. Cr)	4.02
Equity (Rs. Cr)	1.49
Debt (Rs. Cr)	2.46
Net current asset (Rs. Cr)	0.06

Quantitative Indicators

Modified Duration in Years	4.04
Average Maturity in Years	4.89
Yield to Maturity in %	4.83%

Top 10 Sectors



Note : 'Financial & insurance activities' sector includes exposure to 'Fixed Deposits' & 'Certificate of Deposits'.

May 2021

Group Debt Pension Fund

Fund Objective

The investment objective of this fund is to provide accumulation of income through investment in high quality fixed income securities

Portfolio Allocation

	Stated (%)	Actual (%)
Debt	40 - 100	89.65
Money market instruments, Mutual funds*	0 - 60	7.83
Net Current Assets*		2.52
Total		100.00

*Net current asset represents net of receivables and payables for investments held.

Portfolio

Company/Issuer	Sector/Rating	Exposure (%)
Corporate Bond		
7.90% LICHF Ltd. NCD (S) (MD 18/08/2026)	AAA	4.21%
Sovereign		
5.77% GOI (MD 03/08/2030)	SOV	69.17%
7.27% GOI (MD 08/04/2026)	SOV	8.74%
6.19% GOI (MD 16/09/2034)	SOV	7.52%
Money Market, Deposits & Other		
Total		100.00%

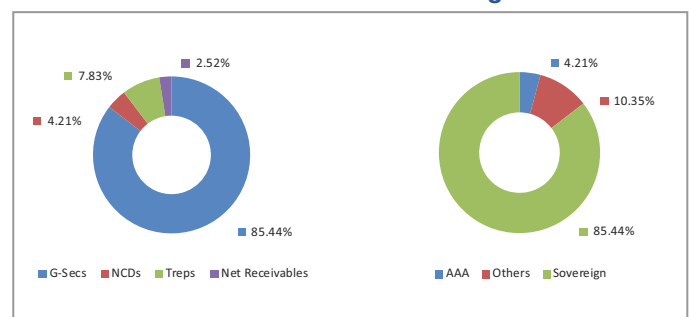
Fund Details

Description	
SFIN Number	ULGF02518/08/16GRDBTPENFU116
Launch Date	31- Aug-17
Face Value	10
Risk Profile	LOW
Benchmark	CRISIL Composite Bond Fund Index
CIO	Sampath Reddy
Fund Manager Name	Rohit Harlalka
Number of funds managed by fund manager:	
Equity	-
Debt	17
Hybrid	16
NAV as on 31-May-2021	12.5666
AUM (Rs. Cr)	2.55
Equity (Rs. Cr)	-
Debt (Rs. Cr)	2.49
Net current asset (Rs. Cr)	0.06

Quantitative Indicators

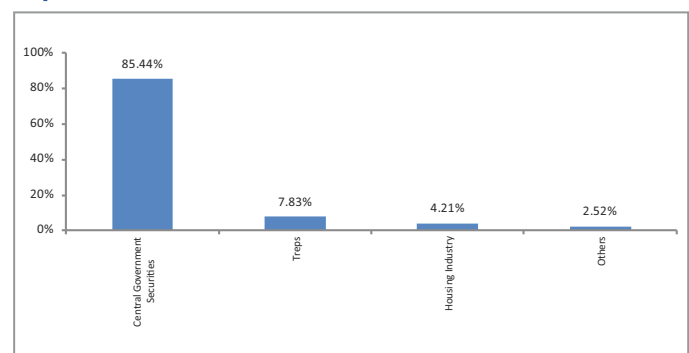
Modified Duration in Years	6.34
Average Maturity in Years	8.46
Yield to Maturity in %	5.95%

Asset Class



*Others includes Equity, Treps, Net receivable/payable and FD

Top 10 Sectors



Note : 'Financial & insurance activities' sector includes exposure to 'Fixed Deposits' & 'Certificate of Deposits'.

Performance

Period	1 Month	6 Months	1 Year	2 Years	3 Years	4 Years	5 Years	7 Years	10 Years	Inception
Fund	0.44%	0.44%	3.62%	7.05%	8.02%	-	-	-	-	6.28%
Benchmark	0.59%	1.29%	6.24%	9.57%	9.94%	-	-	-	-	7.69%

Returns less than or equal to 1 year are absolute. Returns greater than 1 year are compounded annualised growth rate (CAGR), Past performance is not indicative of future performance

May 2021

Group Liquid Fund-III

Fund Objective

To provide stable returns through investment in various fixed deposits, money market instruments and short term debt instruments.

Portfolio Allocation

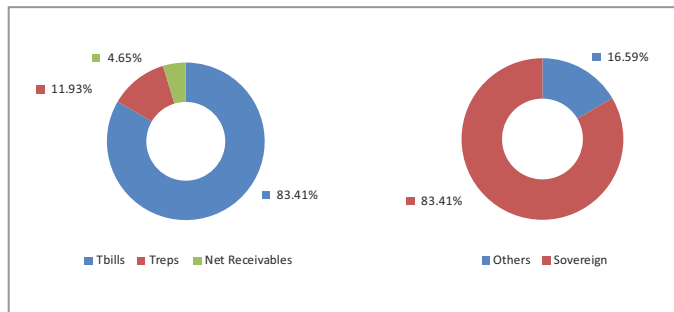
	Stated (%)	Actual (%)
Debt and Debt related securities incl. FD Cash, Mutual Funds	0 - 60	-
Money Market instrument	40 - 100	95.35
Net Current Assets ^a		4.65
Total		100.00

^aNet current asset represents net of receivables and payables for investments held.

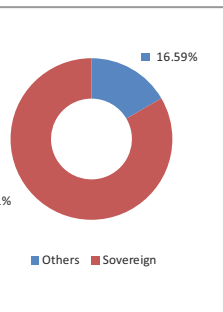
Portfolio

Company/Issuer	Rating	Exposure (%)
Money Market, Deposits & Other		100.00%
Total		100.00%

Asset Class



Rating Profile



^aOthers includes Equity, Treps, Net receivable/payable and FD

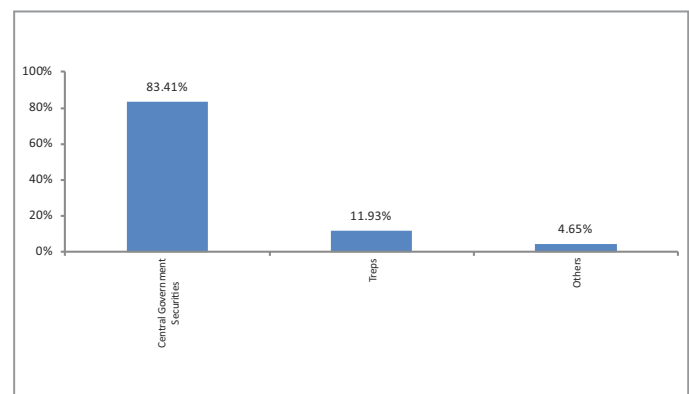
Fund Details

Description	
SFIN Number	ULGF02302/03/15GRLIQUFU03116
Launch Date	02-Aug-19
Face Value	10
Risk Profile	Very Low
Benchmark	CRISIL Liquid Fund Index
CIO	Sampath Reddy
Fund Manager Name	Deep Mehta
Number of funds managed by fund manager:	
Equity	-
Debt	8
Hybrid	-
NAV as on 31-May-2021	10.7973
AUM (Rs. Cr)	0.34
Equity (Rs. Cr)	-
Debt (Rs. Cr)	0.32
Net current asset (Rs. Cr)	0.02

Quantitative Indicators

Modified Duration in Years	0.64
Average Maturity in Years	0.64
Yield to Maturity in %	3.07%

Top 10 Sectors



Note : 'Financial & insurance activities' sector includes exposure to 'Fixed Deposits' & 'Certificate of Deposits'.

Performance

Period	1 Month	6 Months	1 Year	2 Years	3 Years	4 Years	5 Years	7 Years	10 Years	Inception
Fund	0.18%	1.17%	2.79%	-	-	-	-	-	-	4.28%
Benchmark	0.29%	1.78%	3.80%	-	-	-	-	-	-	4.67%

Returns less than or equal to 1 year are absolute. Returns greater than 1 year are compounded annualised growth rate (CAGR). Past performance is not indicative of future performance

BEWARE OF SPURIOUS PHONE CALLS AND FICTITIOUS / FRADULENT OFFERS -

IRDAI is not involved in activities like selling insurance policies, announcing bonus or investment of premiums. Public receiving such phone calls are requested to lodge a police complaint.

Bajaj Allianz Life Insurance Co. Ltd. Regd. Office Address: Bajaj Allianz House, Airport Road, Yerawada, Pune – 411006. Reg.No.: 116. CIN : U66010PN2001PLC015959, Mail us : customercare@bajajallianz.co.in, Call on : Toll free no. 1800 209 7272/ Fax No: 02066026789. The Logo of Bajaj Allianz Life Insurance Co. Ltd. is provided on the basis of license given by Bajaj Finserv Ltd. to use its "Bajaj" Logo and Allianz SE to use its "Allianz" logo.

Past performance is not indicative of future performance.