

# INVESTMENT'Z INSIGHT

Monthly Investment Update August 2019

# Index

## EQUITY FUNDS

Accelerator Mid-Cap Fund	1
Equity Growth Fund	2
Equity Index Fund II	3
Pure Stock Fund	4
Premier Equity Growth Fund	5
Premier Equity Index Fund	6
Equity Growth Fund II	7
Accelerator Mid-Cap Fund II	8
Accelerator Mid-Cap Pension Fund	9
Equity Growth Pension Fund	10
Equity Index Pension Fund II	11
Pure Stock Pension Fund	12
Equity Fund	13
Equity Gain Fund	14
Equity Index Fund	15
Equity Index Pension Fund	16
Equity Mid-Cap Fund	17
Equity Midcap Plus Pension Fund	18
Equity Mid-Cap Plus Fund	19
Equity Plus Fund	20
Equity Plus Pension Fund	21
Premier Equity Fund	22
Premier Equity Gain Fund	23
Pure Equity Fund	24
Blue Chip Equity Fund	25
Pure Stock Fund II	26

## HYBRID FUNDS

Asset Allocation Fund	27
Asset Allocation Pension Fund	29
Asset Allocation Fund II	30

## DEBT FUNDS

Bond Fund	32
Premier Bond Fund	33
Bond Pension Fund	34
Debt Fund	35
Debt Plus Fund	36
Debt Plus Pension Fund	37
Life Long Gain Fund	38
Premier Debt Fund	39

## LIQUID FUNDS

Liquid Fund	40
Liquid Pension Fund	41
Cash Fund	42
Cash Plus Fund	43
Cash Plus Pension Fund	44

## GUARANTEE FUNDS

Max Gain Fund I	45
Max Gain Fund II	46
Shield Plus Fund I	47
Shield Plus Fund II	48
Shield Plus Fund III	49

# Index

GUARANTEE FUNDS	
Growth Plus Fund I . . . . .	50
Growth Plus Fund II . . . . .	51
Growth Plus Fund III . . . . .	52
Assured Return Fund . . . . .	53
Guaranteed Bond Fund . . . . .	54
Shield Plus Fund- IV . . . . .	55
Pension Builder Fund . . . . .	56
Balanced Equity Fund . . . . .	57
Builder Bond Fund . . . . .	58
DISCONTINUED FUNDS	
Discontinued Pension Policy Fund . . . . .	59
Discontinued Life Policy Fund . . . . .	60

## Fund Performance Summary

## ASSET PROFILE

Asset Class	Asset Allocation Funds	Cash Funds	Debt Funds	Equity Funds Large Cap	Equity Funds Mid Cap	Index Funds	Ethical Funds
Equity ETF	0.00%	0.00%	0.00%	7.49%	5.41%	0.00%	3.67%
Equity Shares	57.11%	0.00%	0.00%	78.89%	81.97%	95.02%	79.25%
Money Market Instruments	16.19%	100.00%	41.39%	13.62%	12.62%	4.98%	17.08%
Fixed Deposits	0.00%	0.00%	2.24%	0.00%	0.00%	0.00%	0.00%
Bond and Debentures	13.74%	0.00%	37.42%	0.00%	0.00%	0.00%	0.00%
Govt Securities	12.96%	0.00%	18.95%	0.00%	0.00%	0.00%	0.00%
Grand Total	100.00%	100.00%	100.00%	100.00%	100.00%	100.00%	100.00%

## FUND PERFORMANCE SUMMARY

Type	FUND NAMES	SFIN Code	Absolute Return				CAGR Return				
			1 Month	3 month	6 month	1 Year	2 Year	3 Year	5 Year	Returns since Inception CAGR	Inception Date
Asset Allocation Fund	Asset Allocation Fund	ULIF04528/09/07ASSETALLOCC116	0.33%	-3.42%	1.03%	-3.57%	3.58%	6.04%	7.82%	9.25%	01-Oct-07
Asset Allocation Fund	Asset Allocation Fund II	ULIF07205/12/13ASSETALLO2116	0.23%	-1.88%	3.35%	-1.57%	4.64%	6.88%	9.32%	9.89%	31-Mar-14
Asset Allocation Fund	Asset Allocation Pension Fund	ULIF04628/01/08ASALLOCCPEN116	0.23%	-2.93%	1.96%	-2.27%	4.45%	6.67%	8.45%	9.35%	27-Jan-08
	<b>CRISIL Balanced Fund – Aggressive Index</b>		<b>-0.25%</b>	<b>-3.37%</b>	<b>4.50%</b>	<b>0.97%</b>	<b>6.23%</b>	<b>8.05%</b>	<b>7.90%</b>		
Cash Fund	Cash Fund	ULIF00215/01/04CASHFUNDLI116	0.27%	0.95%	1.99%	4.66%	4.35%	4.37%	5.13%	5.86%	15-Jan-04
Cash Fund	Cash Plus Fund	ULIF01023/07/04CASHPLUSFU116	0.43%	1.41%	2.97%	6.66%	6.31%	6.38%	7.17%	7.85%	23-Jul-04
Cash Fund	Cash Plus Pension Fund	ULIF01618/11/04CASHPLUPEN116	0.45%	1.41%	2.89%	6.25%	6.12%	6.18%	6.98%	8.03%	18-Nov-04
Cash Fund	Liquid Fund	ULIF02510/07/06LIQUIDFUND116	0.44%	1.39%	0.48%	-3.02%	1.25%	2.90%	4.93%	7.21%	10-Jul-06
Cash Fund	Liquid Pension Fund	ULIF04124/07/06LIQPENFUND116	0.43%	1.36%	-0.15%	-4.21%	0.59%	2.32%	4.55%	7.13%	24-Jul-06
	<b>Crilil Liquid Fund Index</b>		<b>0.51%</b>	<b>1.67%</b>	<b>3.59%</b>	<b>7.47%</b>	<b>7.31%</b>	<b>7.13%</b>	<b>7.56%</b>		
Debt Fund	Debt Fund	ULIF00415/01/04DEBTFUNDLI116	0.57%	3.12%	6.92%	11.03%	5.07%	4.76%	7.06%	6.21%	15-Jan-04
Debt Fund	Debt Plus Fund	ULIF00923/07/04DEBTPUSFU116	0.73%	3.54%	7.82%	13.21%	7.34%	7.30%	8.77%	8.15%	23-Jul-04
Debt Fund	Debt Plus Pension Fund	ULIF01518/11/04DEBTPUPEN116	0.51%	3.70%	8.00%	13.74%	7.22%	7.54%	9.57%	8.91%	18-Nov-04
Debt Fund	Premier Debt Fund	ULIF02317/12/05PRERDEBTFU116	0.30%	2.44%	6.17%	10.50%	4.89%	4.71%	7.02%	7.20%	17-Dec-05
Debt Fund	Life Long Gain Fund	ULIF01123/07/04LIFELOGAIN116	0.60%	3.07%	6.94%	11.56%	5.11%	5.22%	7.19%	5.46%	23-Jul-04
Debt Fund	Bond Fund	ULIF02610/07/06BONDFUNDLI116	0.87%	4.44%	8.87%	14.16%	7.36%	7.58%	9.43%	9.00%	10-Jul-06
Debt Fund	Premier Bond Fund	ULIF02821/07/06PREMIRBOND116	0.32%	2.57%	6.19%	10.23%	4.50%	4.22%	6.38%	6.62%	21-Jul-06
Debt Fund	Bond Pension Fund	ULIF03524/07/06BONDPENFUND116	0.79%	3.57%	7.81%	12.79%	6.82%	6.53%	8.38%	8.88%	24-Jul-06
	<b>Crilil Composite Bond Fund Index</b>		<b>0.48%</b>	<b>3.82%</b>	<b>8.23%</b>	<b>13.29%</b>	<b>6.93%</b>	<b>7.72%</b>	<b>9.37%</b>		
Large Cap Fund	Equity Gain Fund	ULIF00523/07/04EQGAINFUND116	-0.57%	-6.41%	-0.30%	-10.39%	2.44%	6.18%	6.79%	14.64%	23-Jul-04
Large Cap Fund	Equity Plus Fund	ULIF00723/07/04EQPLUSFUND116	-0.46%	-6.30%	0.12%	-9.33%	3.70%	7.68%	8.70%	15.75%	23-Jul-04
Large Cap Fund	Equity Plus Pension Fund	ULIF01218/11/04EQPLUSPEN116	-0.66%	-6.29%	0.07%	-9.38%	3.71%	7.74%	8.39%	16.59%	18-Nov-04
Large Cap Fund	Premier Equity Gain Fund	ULIF02217/12/05PREREQAIN116	-0.67%	-6.19%	-0.01%	-9.86%	2.99%	6.96%	7.64%	12.48%	17-Dec-05
Large Cap Fund	Equity Growth Fund	ULIF02924/07/06EQGROWFUND116	-0.59%	-6.46%	-0.13%	-9.44%	3.86%	7.48%	8.18%	11.16%	24-Jul-06
Large Cap Fund	Equity Growth Fund II	ULIF05106/01/10EQTYGROWD2116	-0.55%	-5.99%	0.03%	-8.62%	4.58%	8.05%	9.29%	12.70%	06-Jan-10
Large Cap Fund	Premier Equity Growth Fund	ULIF03824/07/06PREMEQGROW116	-0.81%	-7.25%	-1.40%	-11.54%	1.90%	5.99%	6.81%	10.48%	24-Jul-06
Large Cap Fund	Equity Growth Pension Fund	ULIF03624/07/06EQTYGROPEN116	-0.66%	-6.64%	-0.26%	-9.93%	3.43%	7.70%	8.50%	12.27%	24-Jul-06
	<b>Nifty 50 Index</b>		<b>-0.85%</b>	<b>-7.54%</b>	<b>2.14%</b>	<b>-5.63%</b>	<b>5.43%</b>	<b>7.86%</b>	<b>6.73%</b>		
Mid Cap Fund	Equity Midcap Fund	ULIF01709/03/05EQUMIDFUND116	-1.48%	-12.65%	-9.00%	-23.54%	-6.87%	2.31%	6.71%	12.69%	09-Mar-05
Mid Cap Fund	Equity Midcap Plus Fund	ULIF01809/03/05EQUMIDPLUS116	-1.31%	-11.96%	-8.02%	-22.07%	-5.57%	3.78%	8.27%	15.61%	09-Mar-05
Mid Cap Fund	Equity Midcap Pension Fund	ULIF01909/03/05EQUMIDCPEN116	-1.36%	-12.30%	-8.21%	-22.27%	-5.77%	3.47%	8.05%	17.46%	09-Mar-05
Mid Cap Fund	Accelerator Mid Cap Fund	ULIF03124/07/06ACCEMIDCAP116	-1.37%	-11.85%	-7.83%	-22.48%	-5.89%	3.71%	8.53%	12.96%	24-Jul-06
Mid Cap Fund	Accelerator Mid Cap II	ULIF05206/01/10ACCMIDCA2116	-1.09%	-10.75%	-5.62%	-19.31%	-3.82%	5.38%	9.91%	11.81%	06-Jan-10
Mid Cap Fund	Accelerator Midcap Pension Fund	ULIF03324/07/06ACCEMIDPEN116	-1.43%	-12.80%	-8.64%	-22.78%	-6.06%	3.59%	8.43%	13.58%	24-Jul-06
	<b>Nifty Midcap 50 Index</b>		<b>-2.15%</b>	<b>-14.13%</b>	<b>-7.54%</b>	<b>-20.28%</b>	<b>-4.86%</b>	<b>3.10%</b>	<b>6.35%</b>		
Index Fund	Equity Fund	ULIF00315/01/04EQUITYFUND116	-0.11%	-6.40%	0.18%	-8.08%	3.38%	5.63%	4.62%	10.05%	15-Jan-04
Index Fund	Equity Index Fund	ULIF00623/07/04EQINDEFUND116	0.06%	-5.74%	1.17%	-6.47%	5.08%	7.28%	6.20%	13.35%	23-Jul-04
Index Fund	Equity Index Pension Fund	ULIF01318/11/04EQINDEXPEN116	0.03%	-6.03%	0.85%	-6.80%	4.90%	7.20%	6.19%	12.74%	18-Nov-04
Index Fund	Premier Equity Fund	ULIF02117/12/05PRMEQFUND116	-0.04%	-6.21%	0.03%	-8.48%	3.20%	5.46%	4.53%	9.08%	17-Dec-05
Index Fund	Equity Index Fund II	ULIF03024/07/06EQTYINDX2116	-0.15%	-6.42%	1.11%	-6.75%	4.00%	6.37%	5.41%	9.63%	24-Jul-06
Index Fund	Premier Equity Index Fund	ULIF03924/07/06PREREQINDX116	0.16%	-6.51%	-0.02%	-7.87%	2.70%	4.93%	3.94%	8.10%	24-Jul-06
Index Fund	Equity Index Pension Fund II	ULIF03724/07/06EQINDPEN2116	0.05%	-5.81%	1.02%	-6.85%	4.86%	7.01%	5.93%	9.81%	24-Jul-06
Index Fund	Blue Chip Equity Fund	ULIF06026/10/10BLUECHIQE116	-0.06%	-5.79%	0.84%	-6.63%	4.92%	7.06%	5.90%	7.24%	01-Nov-10
	<b>Nifty 50 Index</b>		<b>-0.85%</b>	<b>-7.54%</b>	<b>2.14%</b>	<b>-5.63%</b>	<b>5.43%</b>	<b>7.86%</b>	<b>6.73%</b>		
Ethical Fund	Pure Equity Fund	ULIF02017/12/05PUREEQFUND116	1.51%	-6.57%	-2.41%	-12.84%	0.90%	5.86%	8.30%	13.87%	17-Dec-05
Ethical Fund	Pure Stock Fund	ULIF02721/07/06PURESTKFUND116	1.34%	-5.48%	-1.45%	-10.64%	2.52%	7.07%	9.06%	14.45%	21-Jul-06
Ethical Fund	Pure Stock Fund II	ULIF07709/01/17PURSTKFUND116	0.55%	-5.98%	-2.19%	-10.86%	2.31%	-	-	2.93%	05-Jun-17
Ethical Fund	Pure Stock Pension Fund	ULIF04717/04/08PURESTKPEN116	3.27%	-3.91%	-2.27%	-9.83%	0.81%	5.12%	9.06%	13.99%	17-Apr-08
	<b>Nifty 50 Index</b>		<b>-0.85%</b>	<b>-7.54%</b>	<b>2.14%</b>	<b>-5.63%</b>	<b>5.43%</b>	<b>7.86%</b>	<b>6.73%</b>		
Others	Assured Return Fund	ULIF06127/01/11ASSRDRETRN116	0.66%	2.05%	4.33%	9.21%	5.80%	6.39%	7.89%	7.63%	28-Jan-11
Others	Balanced Equity Fund	ULIF07413/05/15BALEQTYFND116	0.39%	2.47%	6.26%	8.68%	5.77%	6.91%	-	8.08%	08-Mar-16
Others	Builder Bond Fund	ULIF07313/05/15BLDRBNDFND116	0.43%	3.91%	8.14%	13.49%	6.82%	6.22%	-	7.43%	08-Mar-16
Others	Discontinue Pension Policy Fund	ULIF07126/03/13DISCONPEN116	0.44%	1.38%	2.90%	6.02%	5.88%	5.85%	-	5.24%	09-Sep-15
Others	Discontinued Life Policy Fund	ULIF07026/03/13DISCONLIFE116	0.45%	1.38%	2.58%	4.55%	5.20%	5.48%	-	5.55%	28-Jan-15
Others	Growth Plus Fund I	ULIF05414/01/10GROWPLUS01116	0.71%	2.34%	5.24%	9.25%	6.35%	6.74%	7.78%	7.32%	12-Jan-10



August 2019

## Accelerator Mid-Cap Fund

### Fund Objective

To achieve capital appreciation by investing in a diversified basket of mid cap stocks and large cap stocks.

### Portfolio Allocation

	Stated (%)	Actual (%)
Equity*	60 - 100	90.73
-Large Cap Stocks		31.17
-Mid Cap Stocks		68.83
Bank deposits and money market instruments	0 - 40	9.17
Net Current Assets*		0.10
<b>Total</b>		<b>100.00</b>

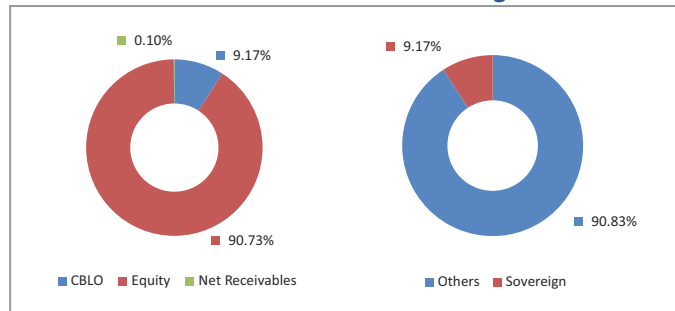
\*Net current asset represents net of receivables and payables for investments held.

\* Minimum 50% allocation to mid cap stocks

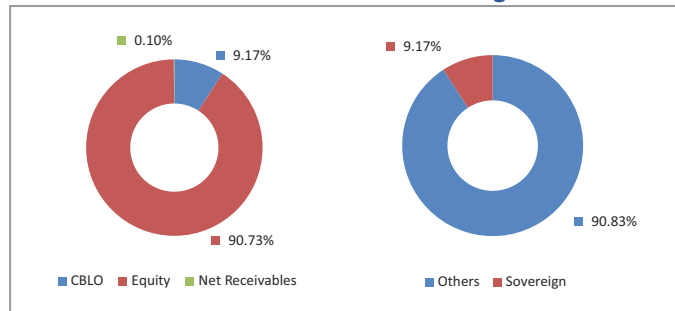
### Portfolio

Company/Issuer	Sector/Rating	Exposure (%)
<b>Equity</b>		<b>90.73%</b>
Kotak Mahindra MF - Kotak Banking ETF - Div Payout Option	Mutual Fund - Liquid	5.74%
Mphasis Ltd	Computer Programming, Consultancy and Related Activities	5.21%
ICICI Bank Ltd	Financial Service Activities, Except Insurance and Pension Funding	3.68%
Tech Mahindra Ltd	Computer Programming, Consultancy and Related Activities	2.97%
HCL Technologies Ltd	Computer Programming, Consultancy and Related Activities	2.88%
KSB Pumps Ltd	Manufacture of Machinery and Equipment N.E.C.	2.84%
Sanofi India Ltd	Manufacture of Pharmaceuticals, Medicinal Chemical and Botanical Products	2.77%
Glenmark Pharmaceuticals Ltd	Manufacture of Pharmaceuticals, Medicinal Chemical and Botanical Products	2.56%
BASF India Ltd	Manufacture of Chemicals and Chemical Products	2.18%
National Aluminium Company Ltd	Manufacture of Basic Metals	2.15%
Others		57.75%
<b>Money Market, Deposits &amp; Other</b>		<b>9.27%</b>
<b>Total</b>		<b>100.00%</b>

### Asset Class



### Rating Profile

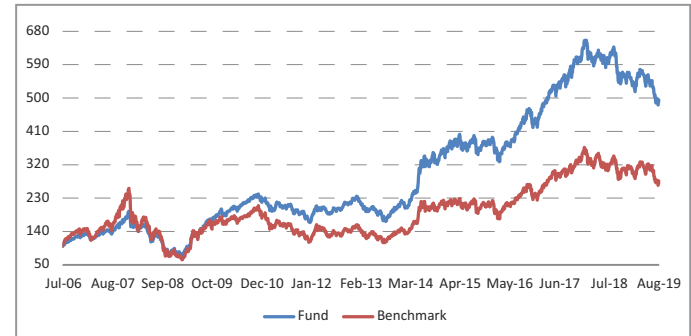


\*Others includes Equity, CBLO, Net receivable/payable and FD

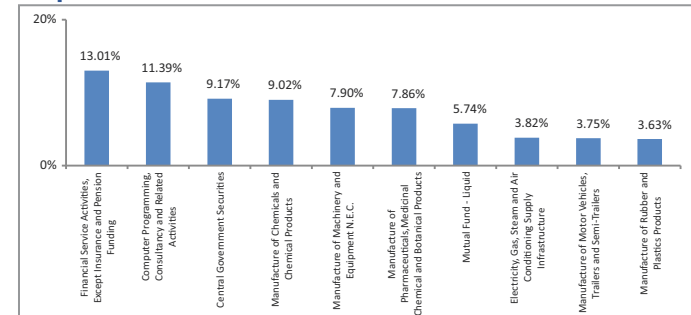
### Fund Details

Description		
SFIN Number	ULIF03124/07/06ACCEMIDCAP116	
Launch Date	24-Jul-06	
Face Value	10	
Risk Profile	Very High	
Benchmark	NIFTY Midcap 50 Index	
Fund Manager Name	Sampath Reddy, Reshma Banda	
Number of funds managed by fund manager:	Sampath Reddy	Reshma Banda
Equity	19	28
Debt	-	-
Hybrid	9	25
NAV as on 30-August-19	49.4240	
AUM (Rs. Cr)	387.76	
Equity	90.73%	
Debt	9.17%	
Net current asset	0.10%	

### Growth of Rs. 100



### Top 10 Sectors



Note : 'Financial & insurance activities' sector includes exposure to 'Fixed Deposits' & 'Certificate of Deposits'.

### Performance

Period	1 Month	6 Months	1 Year	2 Years	3 Years	Inception
Fund	-1.37%	-7.83%	-22.48%	-5.89%	3.71%	12.96%
Benchmark	-2.15%	-7.54%	-20.28%	-4.86%	3.10%	7.99%

Returns less than or equal to 1 year are absolute. Returns greater than 1 year are compounded annualised growth rate (CAGR). Past performance is not indicative of future performance

August 2019

## Equity Growth Fund

### Fund Objective

To provide capital appreciation through investment in select equity stocks those have the potential for capital appreciation.

### Portfolio Allocation

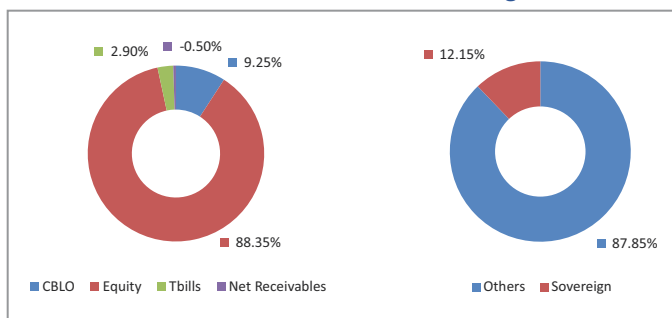
	Stated (%)	Actual (%)
Equity	60 - 100	88.35
Bank deposits and money market instruments	0 - 40	12.15
Net Current Assets*		-0.50
<b>Total</b>		<b>100.00</b>

\*Net current asset represents net of receivables and payables for investments held.

### Portfolio

Company/Issuer	Sector/Rating	Exposure (%)
<b>Equity</b>		<b>88.35%</b>
ICICI Bank Ltd	Financial Service Activities, Except Insurance and Pension Funding	6.98%
Infosys Ltd	Computer Programming, Consultancy and Related Activities	6.30%
HDFC Bank Ltd	Financial Service Activities, Except Insurance and Pension Funding	5.92%
Reliance ETF Bank BeES	Mutual Fund - Liquid	5.11%
Reliance Industries Ltd	Manufacture of Coke and Refined Petroleum Products	5.09%
Larsen & Toubro Ltd	Civil Engineering Infrastructure	3.95%
Housing Development Finance Corporation Ltd	Housing Industry	3.63%
ITC Ltd	Manufacture of Tobacco Products	3.40%
Kotak Mahindra Bank Ltd	Financial Service Activities, Except Insurance and Pension Funding	3.36%
Axis Bank Ltd	Financial Service Activities, Except Insurance and Pension Funding	3.31%
Others		41.30%
<b>Money Market, Deposits &amp; Other</b>		<b>11.65%</b>
<b>Total</b>		<b>100.00%</b>

### Asset Class



\*Others includes Equity, CBLO, Net receivable/payable and FD

### Performance

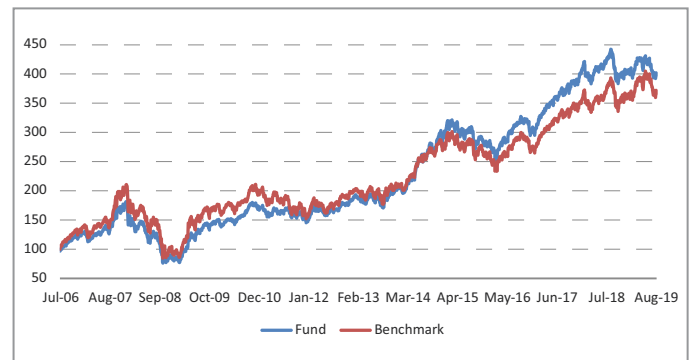
Period	1 Month	6 Months	1 Year	2 Years	3 Years	Inception
Fund	-0.59%	-0.13%	-9.44%	3.86%	7.48%	11.16%
Benchmark	-0.85%	2.14%	-5.63%	5.43%	7.86%	10.48%

Returns less than or equal to 1 year are absolute. Returns greater than 1 year are compounded annualised growth rate (CAGR). Past performance is not indicative of future performance

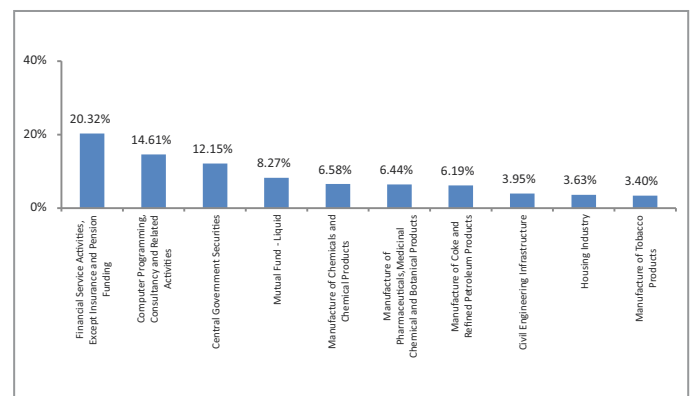
### Fund Details

Description		
SFIN Number	ULIF02924/07/06EQGROWFUND116	
Launch Date	24-Jul-06	
Face Value	10	
Risk Profile	Very High	
Benchmark	Nifty 50 Index	
Fund Manager Name	Sampath Reddy, Reshma Banda	
Number of funds managed by fund manager:	Sampath Reddy	Reshma Banda
Equity	19	28
Debt	-	-
Hybrid	9	25
NAV as on 30-August-19	40.0205	
AUM (Rs. Cr)	2,547.90	
Equity	88.35%	
Debt	12.15%	
Net current asset	-0.50%	

### Growth of Rs. 100



### Top 10 Sectors



Note : 'Financial & insurance activities' sector includes exposure to 'Fixed Deposits' & 'Certificate of Deposits'.

August 2019

## Equity Index Fund II

### Fund Objective

To provide capital appreciation through investment in equities forming part of National Stock Exchange NIFTY.

### Portfolio Allocation

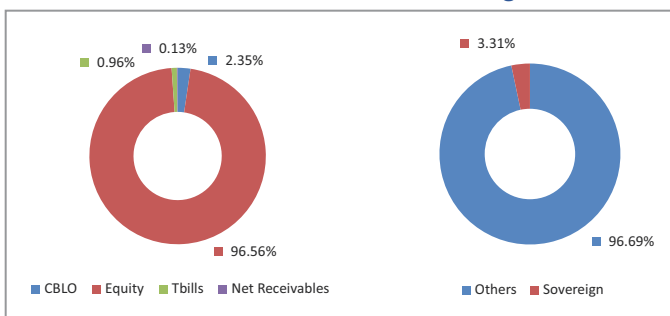
	Stated (%)	Actual (%)
Equity	60 - 100	96.56
Bank deposits and money market instruments	0 - 40	3.31
Net Current Assets*		0.13
<b>Total</b>		<b>100.00</b>

\*Net current asset represents net of receivables and payables for investments held.

### Portfolio

Company/Issuer	Sector/Rating	Exposure (%)
<b>Equity</b>		<b>96.56%</b>
HDFC Bank Ltd	Financial Service Activities, Except Insurance and Pension Funding	9.23%
Reliance Industries Ltd	Manufacture of Coke and Refined Petroleum Products	8.39%
Infosys Ltd	Computer Programming, Consultancy and Related Activities	8.16%
Hindustan Unilever Ltd	Manufacture of Chemicals and Chemical Products	5.39%
ITC Ltd	Manufacture of Tobacco Products	5.30%
Housing Development Finance Corporation Ltd	Housing Industry	4.94%
Larsen & Toubro Ltd	Civil Engineering Infrastructure	3.86%
Asian Paints Ltd	Manufacture of Chemicals and Chemical Products	3.22%
ICICI Bank Ltd	Financial Service Activities, Except Insurance and Pension Funding	2.94%
Bharti Airtel Ltd	Telecommunications Infrastructure	2.71%
Others		42.42%
<b>Money Market, Deposits &amp; Other</b>		<b>3.44%</b>
<b>Total</b>		<b>100.00%</b>

### Asset Class



\*Others includes Equity, CBLO, Net receivable/payable and FD

### Performance

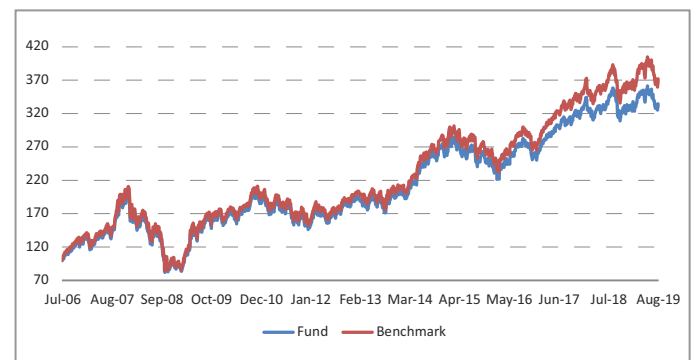
Period	1 Month	6 Months	1 Year	2 Years	3 Years	Inception
Fund	-0.15%	1.11%	-6.75%	4.00%	6.37%	9.63%
Benchmark	-0.85%	2.14%	-5.63%	5.43%	7.86%	10.48%

Returns less than or equal to 1 year are absolute. Returns greater than 1 year are compounded annualised growth rate (CAGR). Past performance is not indicative of future performance

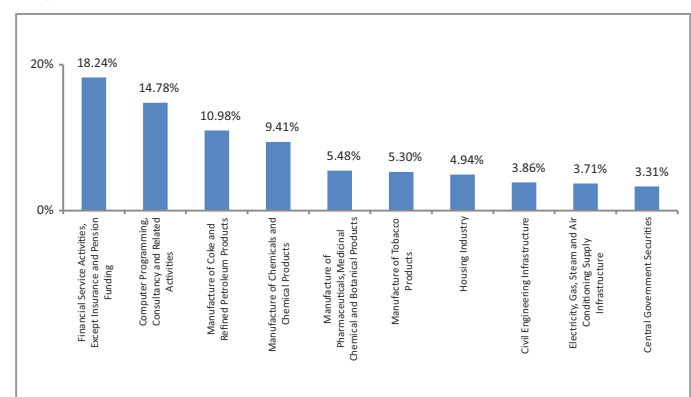
### Fund Details

Description	
SFIN Number	ULIF03024/07/06EQTYINDX02116
Launch Date	24-Jul-06
Face Value	10
Risk Profile	High
Benchmark	Nifty 50 Index
Fund Manager Name	Reshma Banda
Number of funds managed by fund manager:	
Equity	28
Debt	-
Hybrid	25
NAV as on 30-August-19	33.3612
AUM (Rs. Cr)	1,917.54
Equity	96.56%
Debt	3.31%
Net current asset	0.13%

### Growth of Rs. 100



### Top 10 Sectors



Note : 'Financial & insurance activities' sector includes exposure to 'Fixed Deposits' & 'Certificate of Deposits'.

August 2019

## Pure Stock Fund

### Fund Objective

To specifically exclude companies dealing in gambling, contests, liquor, entertainment (films, TV etc.), hotels, banks and financial institutions.

### Portfolio Allocation

	Stated (%)	Actual (%)
Equity	60 - 100	83.24
Government treasury bills (Non-interest bearing)	0 - 40	16.62
Net Current Assets*		0.14
<b>Total</b>		<b>100.00</b>

\*Net current asset represents net of receivables and payables for investments held.

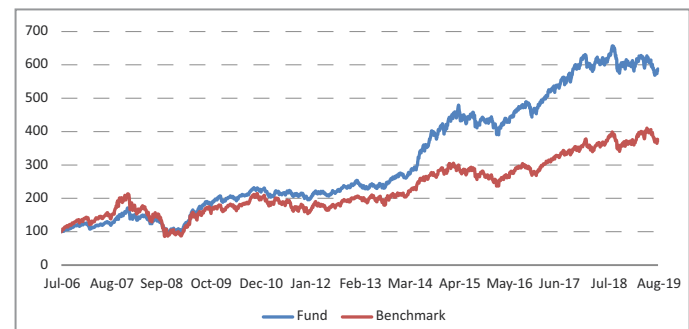
### Portfolio

Company/Issuer	Sector/Rating	Exposure (%)
<b>Equity</b>		<b>83.24%</b>
Reliance Industries Ltd	Manufacture of Coke and Refined Petroleum Products	8.47%
Larsen & Toubro Ltd	Civil Engineering Infrastructure	6.69%
Infosys Ltd	Computer Programming, Consultancy and Related Activities	5.47%
Nestle India Ltd	Manufacture of Food Products	3.45%
Hindustan Unilever Ltd	Manufacture of Chemicals and Chemical Products	3.44%
HCL Technologies Ltd	Computer Programming, Consultancy and Related Activities	3.03%
Hindalco Industries Ltd	Manufacture of Basic Metals	2.25%
Mahindra & Mahindra Ltd	Manufacture of Machinery and Equipment N.E.C.	2.10%
MRF Ltd	Manufacture of Rubber and Plastics Products	2.00%
BASF India Ltd	Manufacture of Chemicals and Chemical Products	1.95%
Aurobindo Pharma Ltd	Manufacture of Pharmaceuticals, Medicinal Chemical and Botanical Products	1.89%
Marico Ltd	Manufacture of Food Products	1.72%
NTPC Ltd	Electricity, Gas, Steam and Air Conditioning Supply Infrastructure	1.70%
Mphasis Ltd	Computer Programming, Consultancy and Related Activities	1.67%
Hindustan Petroleum Corporation Ltd	Manufacture of Coke and Refined Petroleum Products	1.55%
Tata Consultancy Services Ltd	Computer Programming, Consultancy and Related Activities	1.52%
Tech Mahindra Ltd	Computer Programming, Consultancy and Related Activities	1.51%
Wipro Ltd	Computer Programming, Consultancy and Related Activities	1.46%
Pfizer Ltd	Manufacture of Pharmaceuticals, Medicinal Chemical and Botanical Products	1.33%
Titan Industries Ltd.	Other Manufacturing	1.28%
Others		28.76%
<b>Money Market, Deposits &amp; Other</b>		<b>16.76%</b>
<b>Total</b>		<b>100.00%</b>

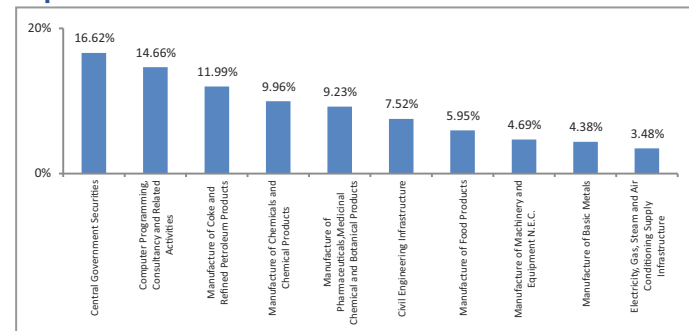
### Fund Details

Description	
SFIN Number	ULIF02721/07/06PURESTKFUN116
Launch Date	21-Jul-06
Face Value	10
Risk Profile	Very High
Benchmark	Nifty 50 Index
Fund Manager Name	Sampath Reddy, Reshma Banda
Number of funds managed by fund manager:	Sampath Reddy Reshma Banda
Equity	19 28
Debt	- -
Hybrid	9 25
NAV as on 30-August-19	58.7299
AUM (Rs. Cr)	1,482.02
Equity	83.24%
Debt	16.62%
Net current asset	0.14%

### Growth of Rs. 100

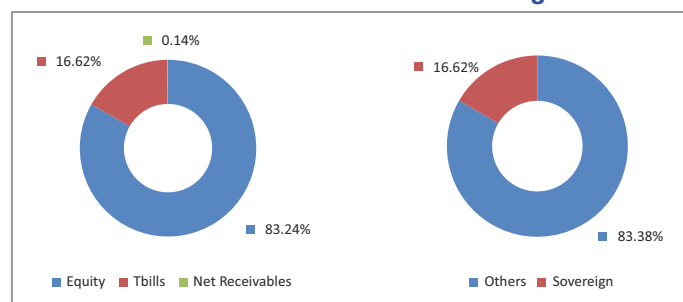


### Top 10 Sectors

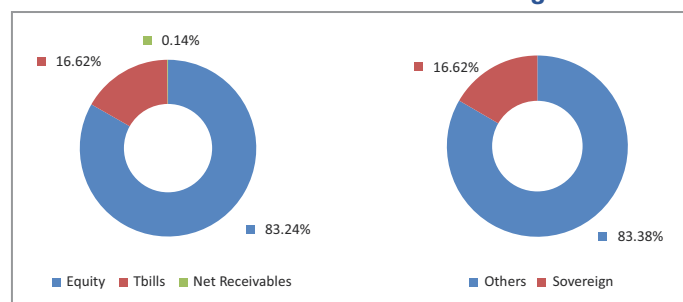


Note : 'Financial & insurance activities' sector includes exposure to 'Fixed Deposits' & 'Certificate of Deposits'.

### Asset Class



### Rating Profile



\*Others includes Equity, CBLO, Net receivable/payable and FD

### Performance

Period	1 Month	6 Months	1 Year	2 Years	3 Years	Inception
Fund	1.34%	-1.45%	-10.64%	2.52%	7.07%	14.45%
Benchmark	-0.85%	2.14%	-5.63%	5.43%	7.86%	10.59%

Returns less than or equal to 1 year are absolute. Returns greater than 1 year are compounded annualised growth rate (CAGR). Past performance is not indicative of future performance

August 2019

## Premier Equity Growth Fund

### Fund Objective

To provide capital appreciation through investment in selected equity stocks that have the potential for capital appreciation.

### Portfolio Allocation

	Stated (%)	Actual (%)
Equity*	60 - 100	93.72
Bank deposits and money market instruments	0 - 40	6.25
Net Current Assets*		0.03
<b>Total</b>		<b>100.00</b>

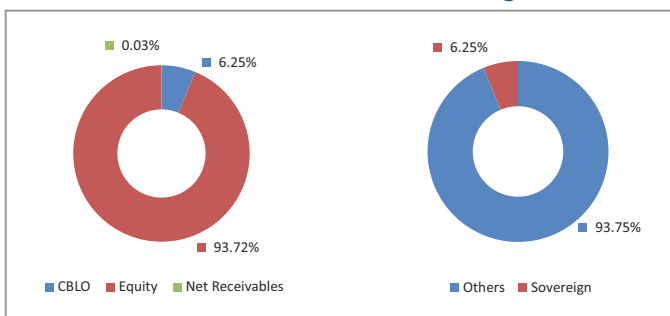
\*Net current asset represents net of receivables and payables for investments held.

\*Including Share Warrants

### Portfolio

Company/Issuer	Sector/Rating	Exposure (%)
<b>Equity</b>		<b>93.72%</b>
ICICI Bank Ltd	Financial Service Activities, Except Insurance and Pension Funding	7.38%
Reliance Industries Ltd	Manufacture of Coke and Refined Petroleum Products	6.11%
Infosys Ltd	Computer Programming, Consultancy and Related Activities	5.65%
Kotak Mahindra Bank Ltd	Financial Service Activities, Except Insurance and Pension Funding	5.16%
Larsen & Toubro Ltd	Civil Engineering Infrastructure	4.89%
Housing Development Finance Corporation Ltd	Housing Industry	4.43%
Axis Bank Ltd	Financial Service Activities, Except Insurance and Pension Funding	4.29%
Reliance ETF Bank BeES	Mutual Fund - Liquid	3.57%
Pfizer Ltd	Manufacture of Pharmaceuticals, Medicinal Chemical and Botanical Products	3.43%
HCL Technologies Ltd	Computer Programming, Consultancy and Related Activities	3.04%
Others		45.76%
<b>Money Market, Deposits &amp; Other</b>		<b>6.28%</b>
<b>Total</b>		<b>100.00%</b>

### Asset Class



\*Others includes Equity, CBLO, Net receivable/payable and FD

### Performance

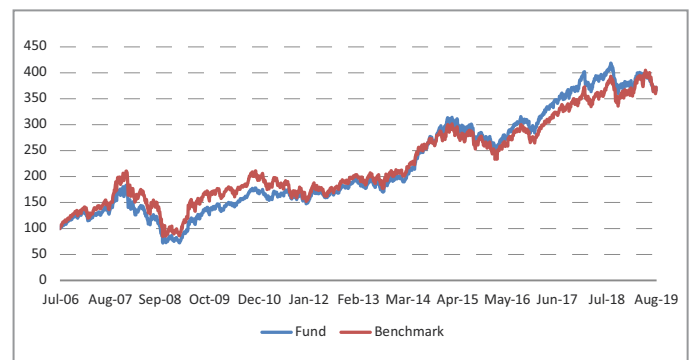
Period	1 Month	6 Months	1 Year	2 Years	3 Years	Inception
Fund	-0.81%	-1.40%	-11.54%	1.90%	5.99%	10.48%
Benchmark	-0.85%	2.14%	-5.63%	5.43%	7.86%	10.48%

Returns less than or equal to 1 year are absolute. Returns greater than 1 year are compounded annualised growth rate (CAGR). Past performance is not indicative of future performance

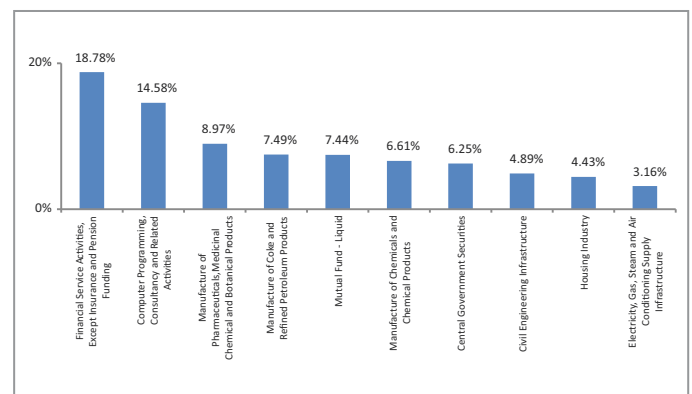
### Fund Details

Description	
SFIN Number	ULIF03824/07/06PREMEQGROW116
Launch Date	24-Jul-06
Face Value	10
Risk Profile	Very High
Benchmark	Nifty 50 Index
Fund Manager Name	Sampath Reddy, Reshma Banda
Number of funds managed by fund manager:	Sampath Reddy, Reshma Banda
Equity	19
Debt	-
Hybrid	9
NAV as on 30-August-19	36.9507
AUM (Rs. Cr)	14.08
Equity	93.72%
Debt	6.25%
Net current asset	0.03%

### Growth of Rs. 100



### Top 10 Sectors



Note : 'Financial & insurance activities' sector includes exposure to 'Fixed Deposits' & 'Certificate of Deposits'.

August 2019

## Premier Equity Index Fund

### Fund Objective

To provide capital appreciation through investment in equities forming part of NSE NIFTY.

### Portfolio Allocation

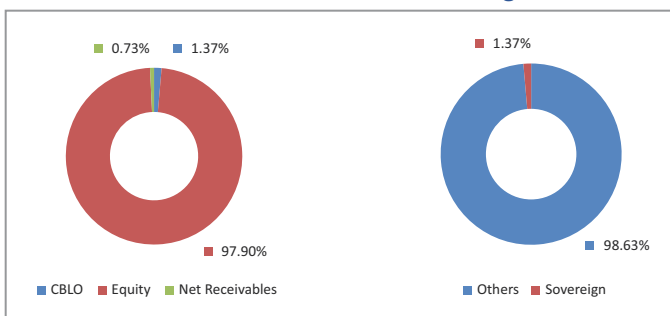
	Stated (%)	Actual (%)
Equity	60 - 100	97.90
Bank deposits and money market instruments	0 - 40	1.37
Net Current Assets*		0.73
<b>Total</b>		<b>100.00</b>

\*Net current asset represents net of receivables and payables for investments held.

### Portfolio

Company/Issuer	Sector/Rating	Exposure (%)
<b>Equity</b>		<b>97.90%</b>
Infosys Ltd	Computer Programming, Consultancy and Related Activities	8.54%
HDFC Bank Ltd	Financial Service Activities, Except Insurance and Pension Funding	7.71%
Hindustan Unilever Ltd	Manufacture of Chemicals and Chemical Products	7.60%
ICICI Bank Ltd	Financial Service Activities, Except Insurance and Pension Funding	7.29%
Reliance Industries Ltd	Manufacture of Coke and Refined Petroleum Products	6.33%
ITC Ltd	Manufacture of Tobacco Products	5.91%
Maruti Suzuki India Ltd	Manufacture of Motor Vehicles, Trailers and Semi-Trailers	4.12%
Housing Development Finance Corporation Ltd	Housing Industry	3.75%
Asian Paints Ltd	Manufacture of Chemicals and Chemical Products	3.42%
Axis Bank Ltd	Financial Service Activities, Except Insurance and Pension Funding	3.14%
Others		40.08%
<b>Money Market, Deposits &amp; Other</b>		<b>2.10%</b>
<b>Total</b>		<b>100.00%</b>

### Asset Class

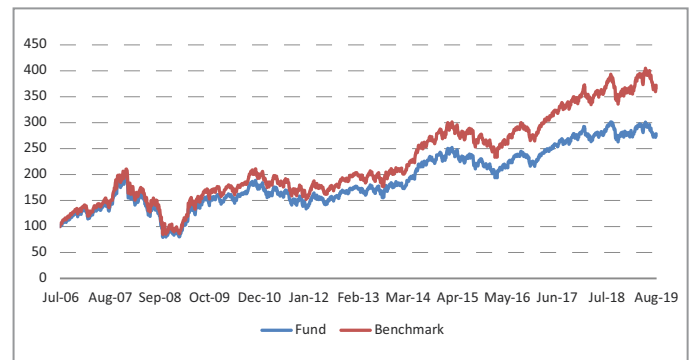


\*Others includes Equity, CBLO, Net receivable/payable and FD

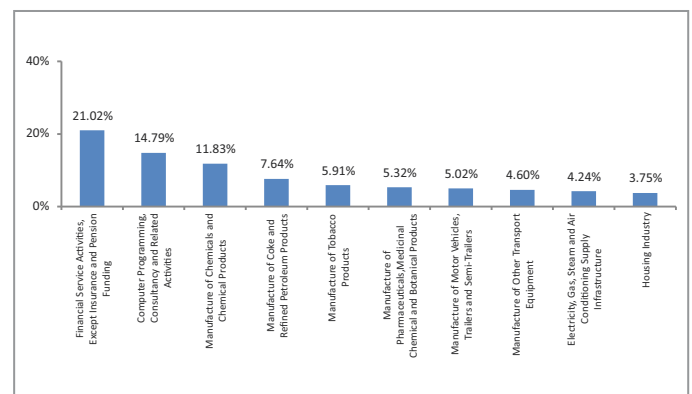
### Fund Details

Description	
SFIN Number	ULIF03924/07/06PREREQINDX116
Launch Date	24-Jul-06
Face Value	10
Risk Profile	High
Benchmark	Nifty 50 Index
Fund Manager Name	Reshma Banda
Number of funds managed by fund manager:	
Equity	28
Debt	-
Hybrid	25
NAV as on 30-August-19	27.7652
AUM (Rs. Cr)	9.49
Equity	97.90%
Debt	1.37%
Net current asset	0.73%

### Growth of Rs. 100



### Top 10 Sectors



Note : 'Financial & insurance activities' sector includes exposure to 'Fixed Deposits' & 'Certificate of Deposits'.

### Performance

Period	1 Month	6 Months	1 Year	2 Years	3 Years	Inception
Fund	0.16%	-0.02%	-7.87%	2.70%	4.93%	8.10%
Benchmark	-0.85%	2.14%	-5.63%	5.43%	7.86%	10.48%

Returns less than or equal to 1 year are absolute. Returns greater than 1 year are compounded annualised growth rate (CAGR). Past performance is not indicative of future performance

August 2019

## Equity Growth Fund II

### Fund Objective

To provide capital appreciation through investment in selected equity stocks that have the potential for capital appreciation.

### Portfolio Allocation

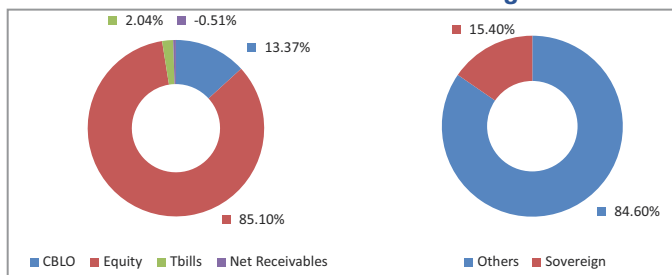
	Stated (%)	Actual (%)
Equity	60 - 100	85.10
Bank deposits and money market instruments	0 - 40	15.40
Net Current Assets*		-0.51
<b>Total</b>		<b>100.00</b>

\*Net current asset represents net of receivables and payables for investments held.

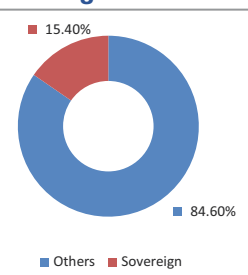
### Portfolio

Company/Issuer	Sector/Rating	Exposure (%)
<b>Equity</b>		<b>85.10%</b>
ICICI Bank Ltd	Financial Service Activities, Except Insurance and Pension Funding	7.54%
HDFC Bank Ltd	Financial Service Activities, Except Insurance and Pension Funding	5.28%
Infosys Ltd	Computer Programming, Consultancy and Related Activities	5.20%
Reliance ETF Bank BeES	Mutual Fund - Liquid	4.91%
Reliance Industries Ltd	Manufacture of Coke and Refined Petroleum Products	4.86%
Housing Development Finance Corporation Ltd	Housing Industry	4.33%
Larsen & Toubro Ltd	Civil Engineering Infrastructure	4.20%
Kotak Mahindra Bank Ltd	Financial Service Activities, Except Insurance and Pension Funding	3.09%
Axis Bank Ltd	Financial Service Activities, Except Insurance and Pension Funding	3.08%
ITC Ltd	Manufacture of Tobacco Products	3.02%
Tata Consultancy Services Ltd	Computer Programming, Consultancy and Related Activities	2.78%
HCL Technologies Ltd	Computer Programming, Consultancy and Related Activities	2.68%
Tech Mahindra Ltd	Computer Programming, Consultancy and Related Activities	2.21%
Mahindra & Mahindra Ltd	Manufacture of Machinery and Equipment N.E.C.	2.19%
Pfizer Ltd	Manufacture of Pharmaceuticals, Medicinal Chemical and Botanical Products	1.95%
Nestle India Ltd	Manufacture of Food Products	1.59%
Asian Paints Ltd	Manufacture of Chemicals and Chemical Products	1.59%
Hindustan Unilever Ltd	Manufacture of Chemicals and Chemical Products	1.52%
Kotak Mahindra MF - Kotak Banking ETF - Div Payout Option	Mutual Fund - Liquid	1.47%
Colgate-Palmolive (India) Ltd	Manufacture of Chemicals and Chemical Products	1.38%
Others		20.25%
<b>Money Market, Deposits &amp; Other</b>		<b>14.90%</b>
<b>Total</b>		<b>100.00%</b>

### Asset Class



### Rating Profile



\*Others includes Equity, CBLO, Net receivable/payable and FD

### Performance

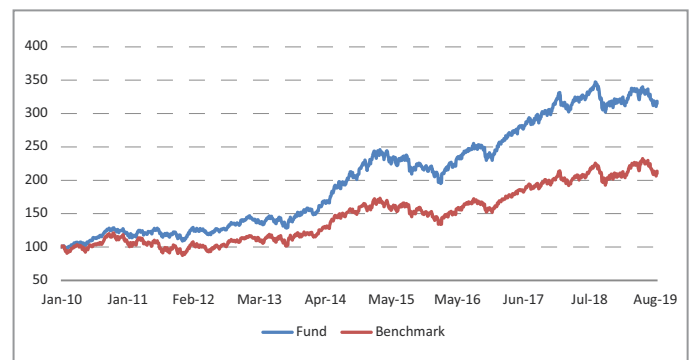
Period	1 Month	6 Months	1 Year	2 Years	3 Years	Inception
Fund	-0.55%	0.03%	-8.62%	4.58%	8.05%	12.70%
Benchmark	-0.85%	2.14%	-5.63%	5.43%	7.86%	7.92%

Returns less than or equal to 1 year are absolute. Returns greater than 1 year are compounded annualised growth rate (CAGR). Past performance is not indicative of future performance

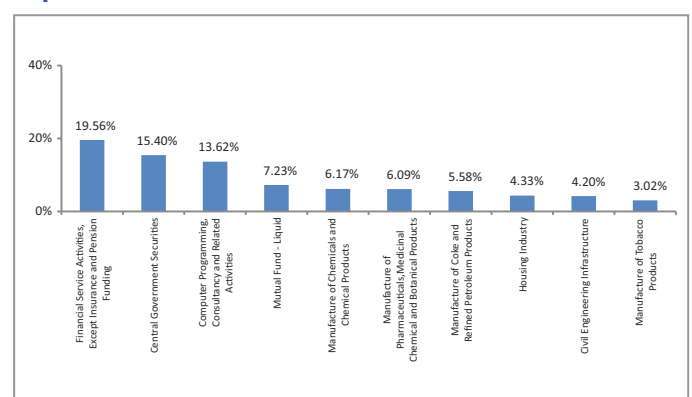
### Fund Details

Description	
SFIN Number	ULIF05106/01/10EQTYGROW02116
Launch Date	06-Jan-10
Face Value	10
Risk Profile	Very High
Benchmark	Nifty 50 Index
Fund Manager Name	Sampath Reddy, Reshma Banda
Number of funds managed by fund manager:	Sampath Reddy, Reshma Banda
Equity	19
Debt	-
Hybrid	9
NAV as on 30-August-19	31.7007
AUM (Rs. Cr)	1,983.34
Equity	85.10%
Debt	15.40%
Net current asset	-0.51%

### Growth of Rs. 100



### Top 10 Sectors



Note : 'Financial & insurance activities' sector includes exposure to 'Fixed Deposits' & 'Certificate of Deposits'.

August 2019

## Accelerator Mid-Cap Pension Fund

### Fund Objective

To achieve capital appreciation by investing in a diversified basket of mid cap stocks and large cap stocks.

### Portfolio Allocation

	Stated (%)	Actual (%)
Equity*	60 - 100	95.73
-Large Cap Stocks		31.75
-Mid Cap Stocks		68.25
Bank deposits and money market instruments	0 - 40	4.14
Net Current Assets*		0.13
<b>Total</b>		<b>100.00</b>

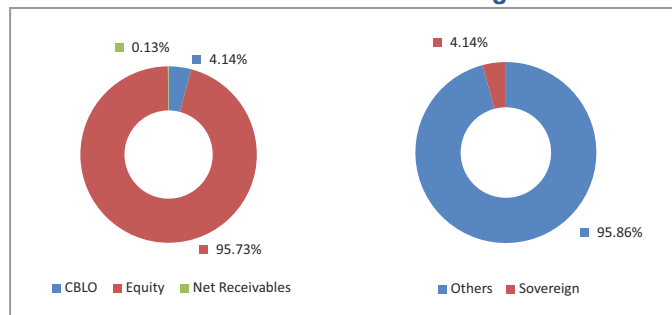
\*Net current asset represents net of receivables and payables for investments held.

\* Minimum 50% allocation to mid cap stocks

### Portfolio

Company/Issuer	Sector/Rating	Exposure (%)
<b>Equity</b>		<b>95.73%</b>
Mphasis Ltd	Computer Programming, Consultancy and Related Activities	5.12%
Kotak Mahindra MF - Kotak Banking ETF - Div Payout Option	Mutual Fund - Liquid	4.73%
ICICI Bank Ltd	Financial Service Activities, Except Insurance and Pension Funding	4.07%
Tech Mahindra Ltd	Computer Programming, Consultancy and Related Activities	3.28%
HCL Technologies Ltd	Computer Programming, Consultancy and Related Activities	3.26%
Sanofi India Ltd	Manufacture of Pharmaceuticals, Medicinal Chemical and Botanical Products	3.14%
KSB Pumps Ltd	Manufacture of Machinery and Equipment N.E.C.	2.89%
Glenmark Pharmaceuticals Ltd	Manufacture of Pharmaceuticals, Medicinal Chemical and Botanical Products	2.88%
Gayatri Projects Ltd	Civil Engineering Infrastructure	2.38%
National Aluminium Company Ltd	Manufacture of Basic Metals	2.27%
Others		61.71%
<b>Money Market, Deposits &amp; Other</b>		<b>4.27%</b>
<b>Total</b>		<b>100.00%</b>

### Asset Class



\*Others includes Equity, CBLO, Net receivable/payable and FD

### Performance

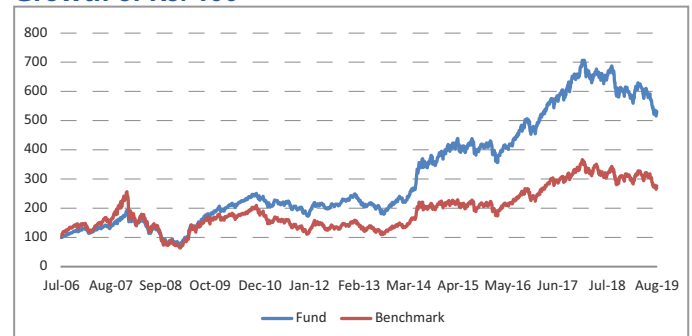
Period	1 Month	6 Months	1 Year	2 Years	3 Years	Inception
Fund	-1.43%	-8.64%	-22.78%	-6.06%	3.59%	13.58%
Benchmark	-2.15%	-7.54%	-20.28%	-4.86%	3.10%	7.99%

Returns less than or equal to 1 year are absolute. Returns greater than 1 year are compounded annualised growth rate (CAGR). Past performance is not indicative of future performance

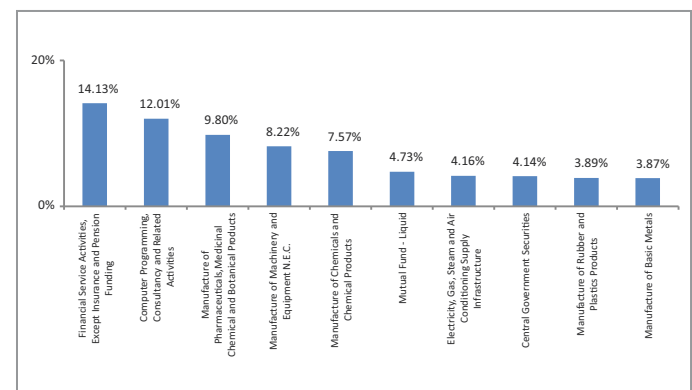
### Fund Details

Description	
SFIN Number	ULIF03324/07/06ACCEMIDPEN116
Launch Date	24-Jul-06
Face Value	10
Risk Profile	Very High
Benchmark	NIFTY Midcap 50 Index
Fund Manager Name	Sampath Reddy, Reshma Banda
Number of funds managed by fund manager:	Sampath Reddy Reshma Banda
Equity	19 28
Debt	- -
Hybrid	9 25
NAV as on 30-August-19	53.0679
AUM (Rs. Cr)	41.54
Equity	95.73%
Debt	4.14%
Net current asset	0.13%

### Growth of Rs. 100



### Top 10 Sectors



Note : 'Financial & insurance activities' sector includes exposure to 'Fixed Deposits' & 'Certificate of Deposits'.

August 2019

## Accelerator Mid-Cap Fund II

### Fund Objective

To achieve capital appreciation by investing in a diversified basket of mid cap stocks and large cap stocks.

### Portfolio Allocation

	Stated (%)	Actual (%)
Equity*	60 - 100	86.17
-Large Cap Stocks		32.89
-Mid Cap Stocks		67.11
Bank deposits and money market instruments	0 - 40	13.69
Net Current Assets*		0.13
<b>Total</b>		<b>100.00</b>

\*Net current asset represents net of receivables and payables for investments held.

\* Minimum 50% allocation to mid cap stocks

### Portfolio

Company/Issuer	Sector/Rating	Exposure (%)
<b>Equity</b>		<b>86.17%</b>
Kotak Mahindra MF - Kotak Banking ETF - Div Payout Option	Mutual Fund - Liquid	5.41%
Mphasis Ltd	Computer Programming, Consultancy and Related Activities	3.60%
ICICI Bank Ltd	Financial Service Activities, Except Insurance and Pension Funding	3.31%
Pfizer Ltd	Manufacture of Pharmaceuticals, Medicinal Chemical and Botanical Products	2.65%
Sanofi India Ltd	Manufacture of Pharmaceuticals, Medicinal Chemical and Botanical Products	2.64%
Marico Ltd	Manufacture of Food Products	2.14%
KSB Pumps Ltd	Manufacture of Machinery and Equipment N.E.C.	2.09%
HCL Technologies Ltd	Computer Programming, Consultancy and Related Activities	2.05%
BASF India Ltd	Manufacture of Chemicals and Chemical Products	2.04%
Glenmark Pharmaceuticals Ltd	Manufacture of Pharmaceuticals, Medicinal Chemical and Botanical Products	1.96%
Spandana Spahoorty Financial Limited	Financial Service Activities, Except Insurance and Pension Funding	1.92%
Johnson Controls-Hitachi Air Condition. India Ltd	Manufacture of Machinery and Equipment N.E.C.	1.90%
Colgate-Palmolive (India) Ltd	Manufacture of Chemicals and Chemical Products	1.85%
Tech Mahindra Ltd	Computer Programming, Consultancy and Related Activities	1.85%
Mahanagar Gas Ltd	Electricity, Gas, Steam and Air Conditioning Supply Infrastructure	1.77%
Siemens Ltd	Manufacture of Electrical Equipment	1.72%
AIA Engineering Ltd	Manufacture of Basic Metals	1.71%
Axis Bank Ltd	Financial Service Activities, Except Insurance and Pension Funding	1.60%
Polycab India Ltd	Manufacture of Electrical Equipment	1.57%
Kotak Mahindra Bank Ltd	Financial Service Activities, Except Insurance and Pension Funding	1.55%
Others		40.84%
<b>Money Market, Deposits &amp; Other</b>		<b>13.83%</b>
<b>Total</b>		<b>100.00%</b>

### Performance

Period	1 Month	6 Months	1 Year	2 Years	3 Years	Inception
Fund	-1.09%	-5.62%	-19.31%	-3.82%	5.38%	11.81%
Benchmark	-2.15%	-7.54%	-20.28%	-4.86%	3.10%	4.60%

Returns less than or equal to 1 year are absolute. Returns greater than 1 year are compounded annualised growth rate (CAGR). Past performance is not indicative of future performance

DHFL total exposure as on 30th August 2019 is Rs. 10 crore. Company has provided 60% of the investment based on realizable value assessment. Out of total investment, DHFL has defaulted on Rs. 10 crore exposure, which was due for maturity on 25th June 2019 and the same is part of net current assets.

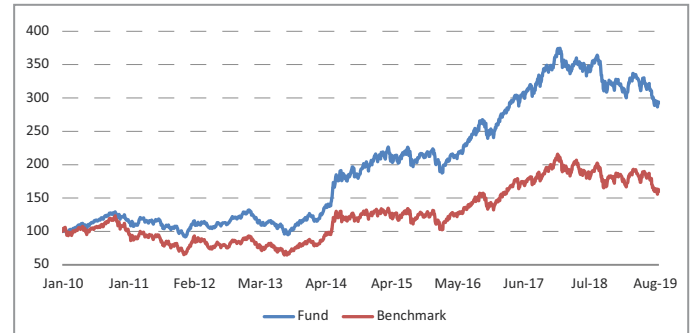
### Fund Details

Description	
SFIN Number	ULIF05206/01/10ACCMIDCA02116
Launch Date	06-Jan-10
Face Value	10
Risk Profile	Very High
Benchmark	NIFTY Midcap 50 Index
Fund Manager Name	Sampath Reddy, Reshma Banda
Number of funds managed by fund manager:	Sampath Reddy Reshma Banda
Equity	19
Debt	-
Hybrid	9
NAV as on 30-August-19	29.3737
AUM (Rs. Cr)	1,989.66
Equity	86.17%
Debt	13.69%
Net current asset	0.13%

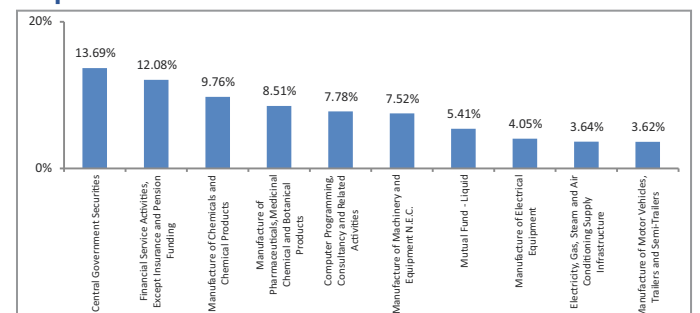
### Quantitative Indicators

Modified Duration in Years	0.08
Average Maturity in Years	0.09
Yield to Maturity in %	5.85%

### Growth of Rs. 100

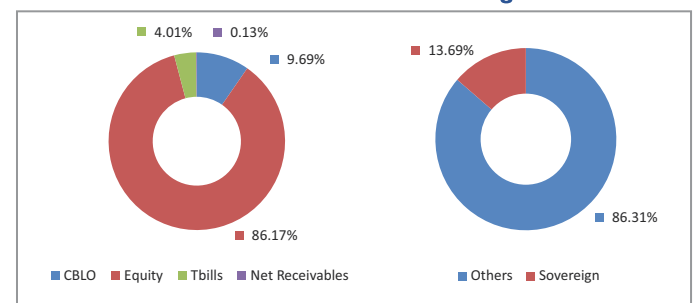


### Top 10 Sectors

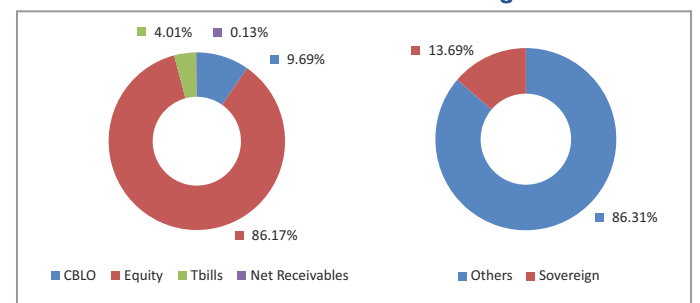


Note : 'Financial & Insurance activities' sector includes exposure to 'Fixed Deposits' & 'Certificate of Deposits'.

### Asset Class



### Rating Profile



\*Others includes Equity, CBLO, Net receivable/payable and FD

August 2019

## Equity Growth Pension Fund

### Fund Objective

To provide capital appreciation through investment in selected equity stocks those have the potential for capital appreciation.

### Portfolio Allocation

	Stated (%)	Actual (%)
Equity	60 - 100	89.02
Bank deposits and money market instruments	0 - 40	11.33
Net Current Assets*		-0.35
<b>Total</b>		<b>100.00</b>

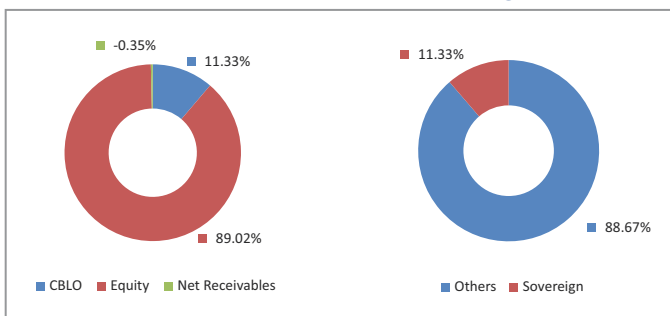
\*Net current asset represents net of receivables and payables for investments held.

### Portfolio

Company/Issuer	Sector/Rating	Exposure (%)
<b>Equity</b>		<b>89.02%</b>
Infosys Ltd	Computer Programming, Consultancy and Related Activities	6.49%
ICICI Bank Ltd	Financial Service Activities, Except Insurance and Pension Funding	5.96%
Reliance Industries Ltd	Manufacture of Coke and Refined Petroleum Products	5.16%
Kotak Mahindra Bank Ltd	Financial Service Activities, Except Insurance and Pension Funding	5.07%
HDFC Bank Ltd	Financial Service Activities, Except Insurance and Pension Funding	4.99%
Larsen & Toubro Ltd	Civil Engineering Infrastructure	4.26%
Housing Development Finance Corporation Ltd	Housing Industry	3.74%
ITC Ltd	Manufacture of Tobacco Products	3.49%
Reliance ETF Bank BeES	Mutual Fund - Liquid	3.31%
HCL Technologies Ltd	Computer Programming, Consultancy and Related Activities	3.14%
Others		43.41%
<b>Money Market, Deposits &amp; Other</b>		<b>10.98%</b>
<b>Total</b>		<b>100.00%</b>

### Asset Class

### Rating Profile



\*Others includes Equity, CBLO, Net receivable/payable and FD

### Performance

Period	1 Month	6 Months	1 Year	2 Years	3 Years	Inception
Fund	-0.66%	-0.26%	-9.93%	3.43%	7.70%	12.27%
Benchmark	-0.85%	2.14%	-5.63%	5.43%	7.86%	10.48%

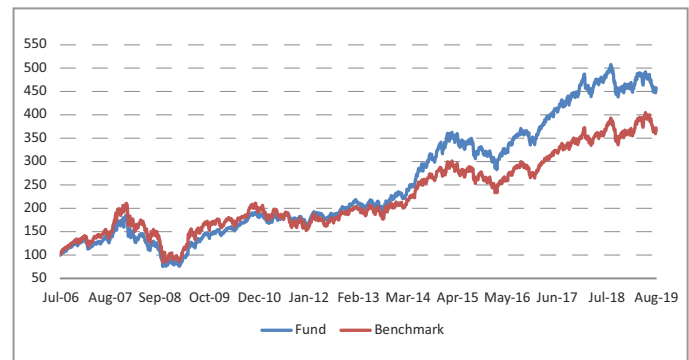
Returns less than or equal to 1 year are absolute. Returns greater than 1 year are compounded annualised growth rate (CAGR). Past performance is not indicative of future performance

DHFL total exposure as on 30th August 2019 is Rs. 0.25 crore. Company has provided 60% of the investment based on realizable value assessment. Out of total investment, DHFL has defaulted on Rs. 0.25 crore exposure, which was due for maturity on 25th June 2019 and the same is part of net current assets.

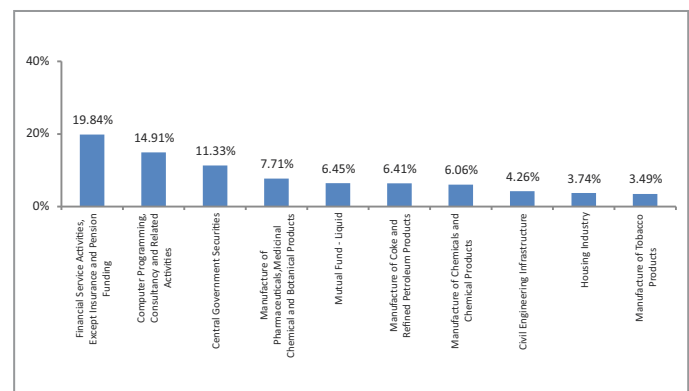
### Fund Details

Description	
SFIN Number	ULIF03624/07/06EQTYGROPEN116
Launch Date	24-Jul-06
Face Value	10
Risk Profile	Very High
Benchmark	Nifty 50 Index
Fund Manager Name	Sampath Reddy, Reshma Banda
Number of funds managed by fund manager:	Sampath Reddy    Reshma Banda
Equity	19    28
Debt	-    -
Hybrid	9    25
NAV as on 30-August-19	45.5960
AUM (Rs. Cr)	74.46
Equity	89.02%
Debt	11.33%
Net current asset	-0.35%

### Growth of Rs. 100



### Top 10 Sectors



Note : 'Financial & insurance activities' sector includes exposure to 'Fixed Deposits' & 'Certificate of Deposits'.

August 2019

## Equity Index Pension Fund II

### Fund Objective

To provide capital appreciation through investment in equities forming part of NSE NIFTY.

### Portfolio Allocation

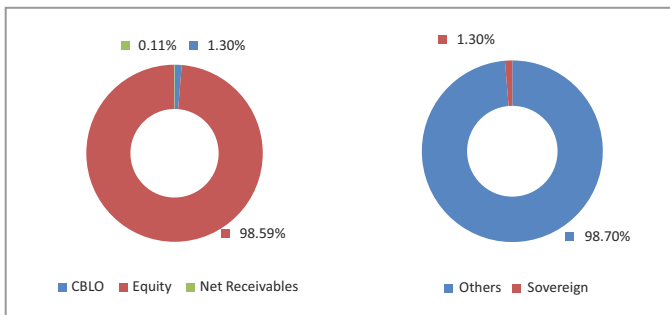
	Stated (%)	Actual (%)
Equity	60 - 100	98.59
Bank deposits and money market instruments	0 - 40	1.30
Net Current Assets*		0.11
<b>Total</b>		<b>100.00</b>

\*Net current asset represents net of receivables and payables for investments held.

### Portfolio

Company/Issuer	Sector/Rating	Exposure (%)
<b>Equity</b>		<b>98.59%</b>
HDFC Bank Ltd	Financial Service Activities, Except Insurance and Pension Funding	9.52%
Infosys Ltd	Computer Programming, Consultancy and Related Activities	9.37%
Reliance Industries Ltd	Manufacture of Coke and Refined Petroleum Products	7.81%
ICICI Bank Ltd	Financial Service Activities, Except Insurance and Pension Funding	7.22%
Hindustan Unilever Ltd	Manufacture of Chemicals and Chemical Products	7.17%
ITC Ltd	Manufacture of Tobacco Products	5.64%
Housing Development Finance Corporation Ltd	Housing Industry	3.68%
Maruti Suzuki India Ltd	Manufacture of Motor Vehicles, Trailers and Semi-Trailers	3.59%
Asian Paints Ltd	Manufacture of Chemicals and Chemical Products	3.36%
Bharti Airtel Ltd	Telecommunications Infrastructure	2.84%
Others		38.39%
<b>Money Market, Deposits &amp; Other</b>		<b>1.41%</b>
<b>Total</b>		<b>100.00%</b>

### Asset Class



\*Others includes Equity, CBLO, Net receivable/payable and FD

### Performance

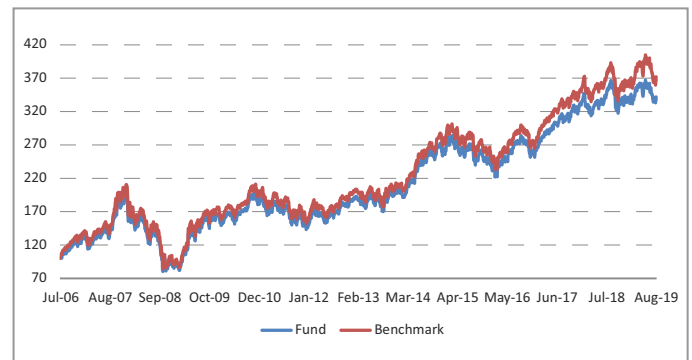
Period	1 Month	6 Months	1 Year	2 Years	3 Years	Inception
Fund	0.05%	1.02%	-6.85%	4.86%	7.01%	9.81%
Benchmark	-0.85%	2.14%	-5.63%	5.43%	7.86%	10.48%

Returns less than or equal to 1 year are absolute. Returns greater than 1 year are compounded annualised growth rate (CAGR). Past performance is not indicative of future performance

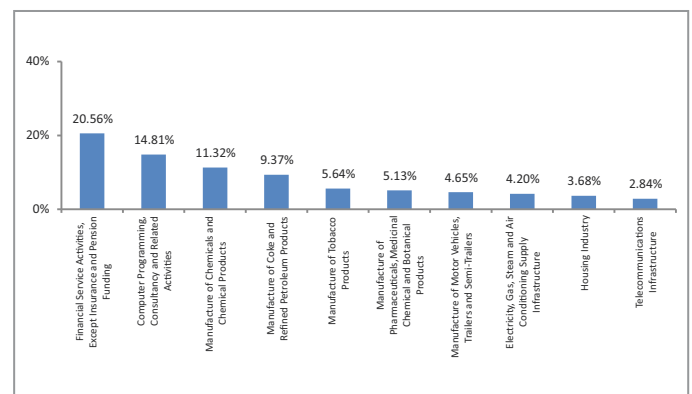
### Fund Details

Description	
SFIN Number	ULIF03724/07/06EQINDPEN02116
Launch Date	24-Jul-06
Face Value	10
Risk Profile	High
Benchmark	Nifty 50 Index
Fund Manager Name	Reshma Banda
Number of funds managed by fund manager:	
Equity	28
Debt	-
Hybrid	25
NAV as on 30-August-19	34.1059
AUM (Rs. Cr)	119.51
Equity	98.59%
Debt	1.30%
Net current asset	0.11%

### Growth of Rs. 100



### Top 10 Sectors



Note : 'Financial & insurance activities' sector includes exposure to 'Fixed Deposits' & 'Certificate of Deposits'.

August 2019

## Pure Stock Pension Fund

### Fund Objective

The investments in this fund will specifically exclude companies dealing in Gambling, Contests, Liquor, Entertainment (Films, TV etc.), Hotels, Banks and Financial Institutions.

### Portfolio Allocation

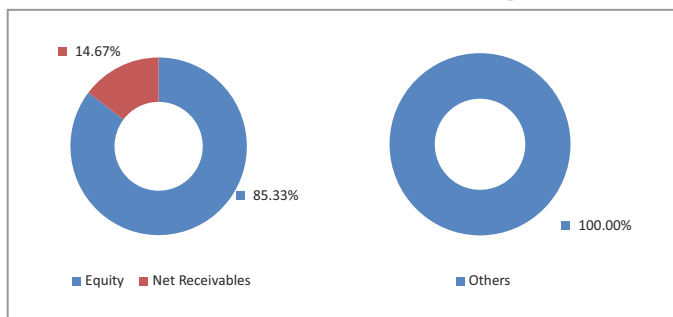
	Stated (%)	Actual (%)
Equity	60 - 100	85.33
Government treasury bills (Non-interest bearing)	0 - 40	-
Net Current Assets*		14.67
<b>Total</b>		<b>100.00</b>

\*Net current asset represents net of receivables and payables for investments held.

### Portfolio

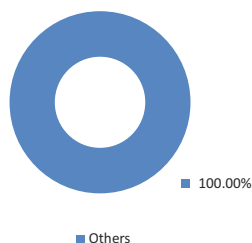
Company/Issuer	Sector/Rating	Exposure (%)
<b>Equity</b>		<b>85.33%</b>
Nestle India Ltd	Manufacture of Food Products	9.98%
Tech Mahindra Ltd	Computer Programming, Consultancy and Related Activities	8.46%
MRF Ltd	Manufacture of Rubber and Plastics Products	5.11%
KSB Pumps Ltd	Manufacture of Machinery and Equipment N.E.C.	5.08%
Kansai Nerolac Paints Ltd	Manufacture of Chemicals and Chemical Products	4.78%
Johnson Controls-Hitachi Air Condition. India Ltd	Manufacture of Machinery and Equipment N.E.C.	3.99%
Aurobindo Pharma Ltd	Manufacture of Pharmaceuticals, Medicinal Chemical and Botanical Products	3.89%
Hero MotoCorp Ltd	Manufacture of Other Transport Equipment	3.84%
Hindustan Unilever Ltd	Manufacture of Chemicals and Chemical Products	3.75%
Esab India Ltd	Manufacture of Machinery and Equipment N.E.C.	3.74%
Others		32.73%
<b>Money Market, Deposits &amp; Other</b>		<b>14.67%</b>
<b>Total</b>		<b>100.00%</b>

### Asset Class



\*Others includes Equity, CBLO, Net receivable/payable and FD

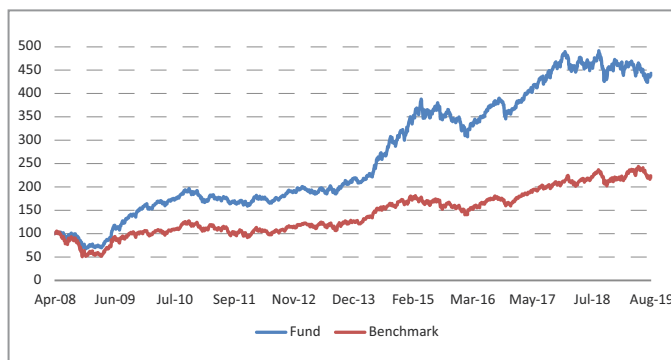
### Rating Profile



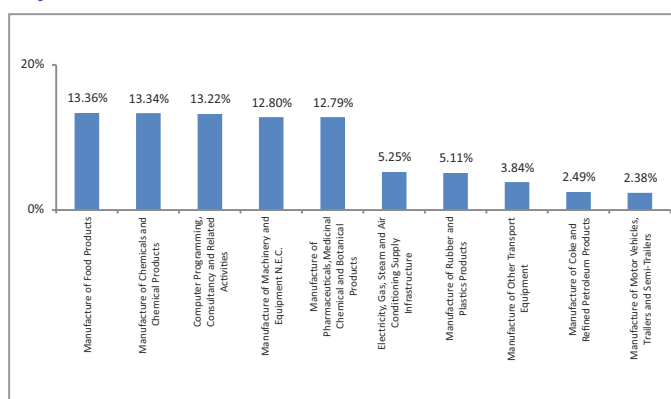
### Fund Details

Description		
SFIN Number	ULIF04717/04/08PURESTKPEN116	
Launch Date	17-Apr-08	
Face Value	10	
Risk Profile	Very High	
Benchmark	Nifty 50 Index	
Fund Manager Name	Sampath Reddy, Reshma Banda	
Number of funds managed by fund manager:	Sampath Reddy	Reshma Banda
Equity	19	28
Debt	-	-
Hybrid	9	25
NAV as on 30-August-19	44.3298	
AUM (Rs. Cr)	11.58	
Equity	85.33%	
Debt	-	
Net current asset	14.67%	

### Growth of Rs. 100



### Top 10 Sectors



Note : 'Financial & insurance activities' sector includes exposure to 'Fixed Deposits' & 'Certificate of Deposits'.

### Performance

Period	1 Month	6 Months	1 Year	2 Years	3 Years	Inception
Fund	3.27%	-2.27%	-9.83%	0.81%	5.12%	13.99%
Benchmark	-0.85%	2.14%	-5.63%	5.43%	7.86%	7.28%

Returns less than or equal to 1 year are absolute. Returns greater than 1 year are compounded annualised growth rate (CAGR). Past performance is not indicative of future performance

August 2019

## Equity Fund

### Fund Objective

To provide capital appreciation through investment in selected equities that have potential for capital appreciation.

### Portfolio Allocation

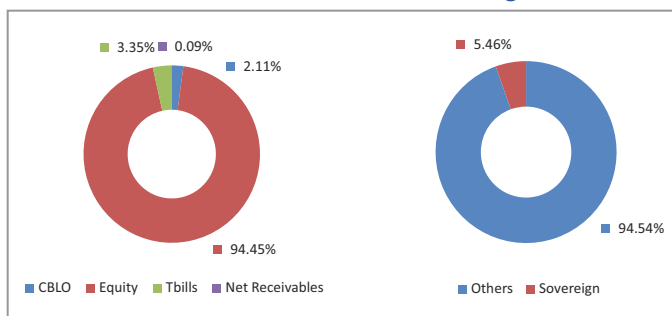
	Stated (%)	Actual (%)
Equity	60 - 100	94.45
Debt/Cash, Money Market Instruments	0 - 40	5.46
Net Current Assets		0.09
<b>Total</b>		<b>100.00</b>

\*Net current asset represents net of receivables and payables for investments held.

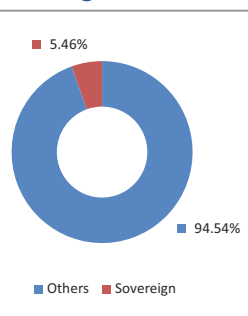
### Portfolio

Company/Issuer	Sector/Rating	Exposure (%)
<b>Equity</b>		<b>94.45%</b>
Infosys Ltd	Computer Programming, Consultancy and Related Activities	8.70%
HDFC Bank Ltd	Financial Service Activities, Except Insurance and Pension Funding	8.01%
Reliance Industries Ltd	Manufacture of Coke and Refined Petroleum Products	7.11%
Hindustan Unilever Ltd	Manufacture of Chemicals and Chemical Products	6.54%
ICICI Bank Ltd	Financial Service Activities, Except Insurance and Pension Funding	6.42%
ITC Ltd	Manufacture of Tobacco Products	5.15%
Larsen & Toubro Ltd	Civil Engineering Infrastructure	3.86%
Housing Development Finance Corporation Ltd	Housing Industry	3.60%
Maruti Suzuki India Ltd	Manufacture of Motor Vehicles, Trailers and Semi-Trailers	3.24%
Asian Paints Ltd	Manufacture of Chemicals and Chemical Products	3.09%
Others		38.72%
<b>Money Market, Deposits &amp; Other</b>		<b>5.55%</b>
<b>Total</b>		<b>100.00%</b>

### Asset Class



### Rating Profile

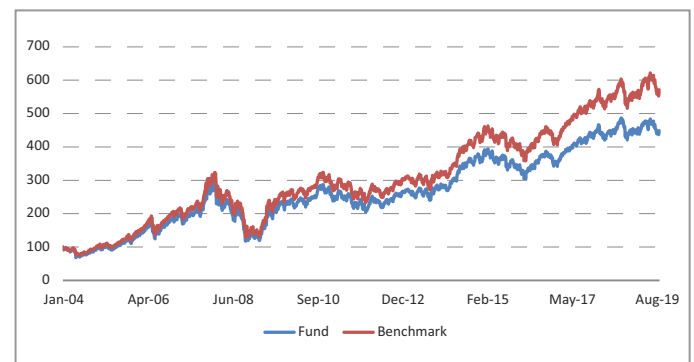


\*Others includes Equity, CBLO, Net receivable/payable and FD

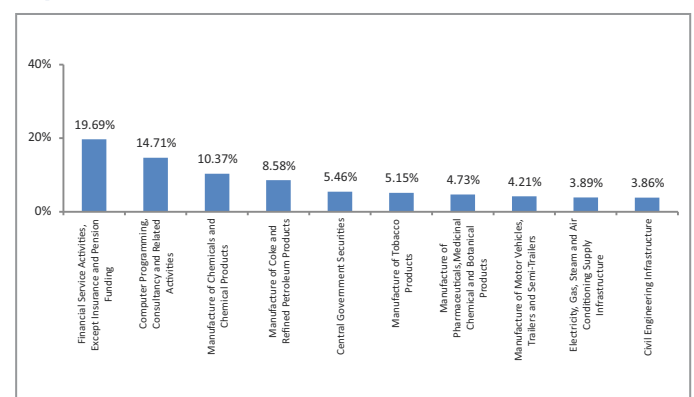
### Fund Details

Description	
SFIN Number	ULIF00315/01/04EQUITYFUND116
Launch Date	15-Jan-04
Face Value	10
Risk Profile	Very High
Benchmark	Nifty 50 Index
Fund Manager Name	Reshma Banda
Number of funds managed by fund manager:	
Equity	28
Debt	-
Hybrid	25
NAV as on 30-August-19	44.7107
AUM (Rs. Cr)	159.95
Equity	94.45%
Debt	5.46%
Net current asset	0.09%

### Growth of Rs. 100



### Top 10 Sectors



Note : 'Financial & insurance activities' sector includes exposure to 'Fixed Deposits' & 'Certificate of Deposits'.

### Performance

Period	1 Month	6 Months	1 Year	2 Years	3 Years	Inception
Fund	-0.11%	0.18%	-8.08%	3.38%	5.63%	10.05%
Benchmark	-0.85%	2.14%	-5.63%	5.43%	7.86%	11.74%

Returns less than or equal to 1 year are absolute. Returns greater than 1 year are compounded annualised growth rate (CAGR). Past performance is not indicative of future performance

August 2019

## Equity Gain Fund

### Fund Objective

To provide capital appreciation through investment in selected equities those have potential for capital appreciation.

### Portfolio Allocation

	Stated (%)	Actual (%)
Equity*	60 - 100	86.11
- Large Cap Stock		84.41
- Mid Cap Stocks		15.59
Bank deposits and money market instruments	0 - 40	14.40
Net Current Assets*		-0.51
<b>Total</b>		<b>100.00</b>

\*Net current asset represents net of receivables and payables for investments held.

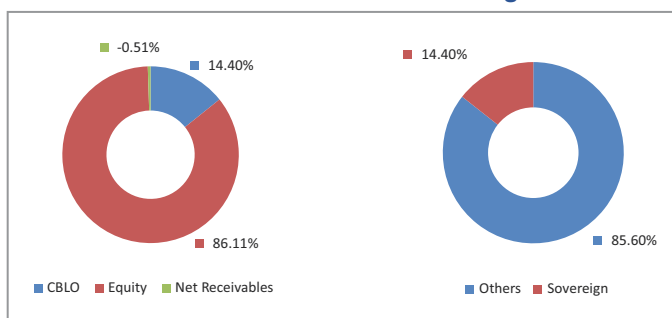
\*At least 50 % portfolio in large cap stocks that are part of NSE 500. Balance can be invested in mid cap stocks

### Portfolio

Company/Issuer	Sector/Rating	Exposure (%)
<b>Equity</b>		<b>86.11%</b>
ICICI Bank Ltd	Financial Service Activities, Except Insurance and Pension Funding	6.79%
Infosys Ltd	Computer Programming, Consultancy and Related Activities	6.14%
HDFC Bank Ltd	Financial Service Activities, Except Insurance and Pension Funding	5.35%
Reliance Industries Ltd	Manufacture of Coke and Refined Petroleum Products	5.02%
Larsen & Toubro Ltd	Civil Engineering Infrastructure	3.90%
Housing Development Finance Corporation Ltd	Housing Industry	3.57%
Kotak Mahindra Bank Ltd	Financial Service Activities, Except Insurance and Pension Funding	3.44%
ITC Ltd	Manufacture of Tobacco Products	3.34%
Axis Bank Ltd	Financial Service Activities, Except Insurance and Pension Funding	3.34%
Reliance ETF Bank BeES	Mutual Fund - Liquid	3.24%
Others		41.98%
<b>Money Market, Deposits &amp; Other</b>		<b>13.89%</b>
<b>Total</b>		<b>100.00%</b>

### Asset Class

### Rating Profile

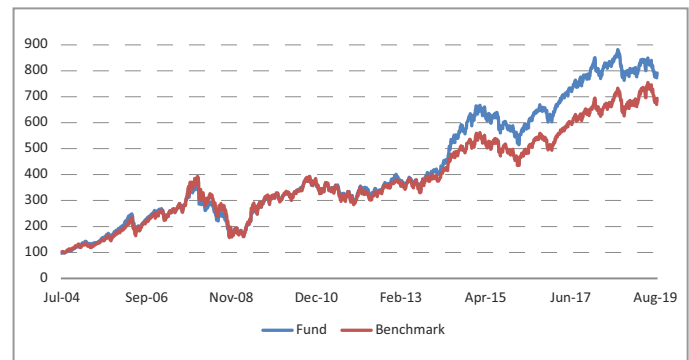


\*Others includes Equity, CBLO, Net receivable/payable and FD

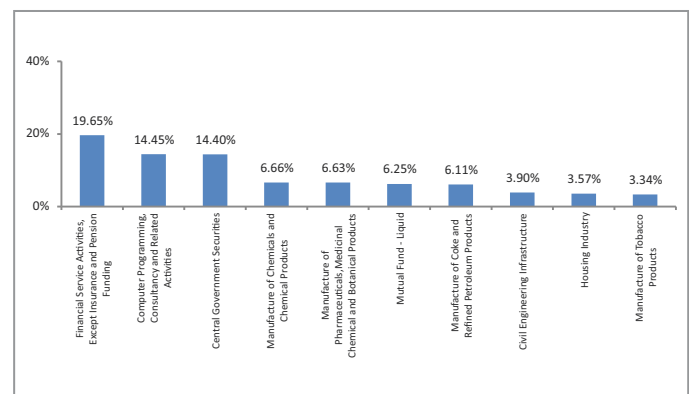
### Fund Details

Description	
SFIN Number	ULIF00523/07/04EQGAINFUND116
Launch Date	23-Jul-04
Face Value	10
Risk Profile	Very High
Benchmark	Nifty 50 Index
Fund Manager Name	Sampath Reddy, Reshma Banda
Number of funds managed by fund manager:	Sampath Reddy Reshma Banda
Equity	19 28
Debt	- -
Hybrid	9 25
NAV as on 30-August-19	78.8353
AUM (Rs. Cr)	385.70
Equity	86.11%
Debt	14.40%
Net current asset	-0.51%

### Growth of Rs. 100



### Top 10 Sectors



Note : 'Financial & insurance activities' sector includes exposure to 'Fixed Deposits' & 'Certificate of Deposits'.

### Performance

Period	1 Month	6 Months	1 Year	2 Years	3 Years	Inception
Fund	-0.57%	-0.30%	-10.39%	2.44%	6.18%	14.64%
Benchmark	-0.85%	2.14%	-5.63%	5.43%	7.86%	13.61%

Returns less than or equal to 1 year are absolute. Returns greater than 1 year are compounded annualised growth rate (CAGR). Past performance is not indicative of future performance

August 2019

## Equity Index Fund

### Fund Objective

The returns on this fund are expected to match the returns given by NIFTY Index of National Stock Exchange.

### Portfolio Allocation

	Stated (%)	Actual (%)
Equity and equity related	60 - 100	92.17
Debt/Cash Money	0 - 40	7.73
Net Current Assets*		0.11
<b>Total</b>		<b>100.00</b>

\*Net current asset represents net of receivables and payables for investments held.

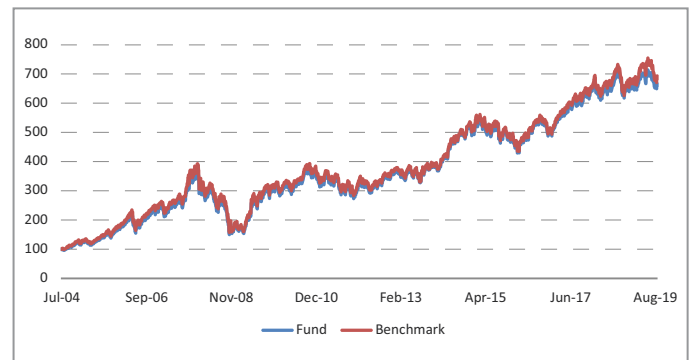
### Portfolio

Company/Issuer	Sector/Rating	Exposure (%)
<b>Equity</b>		<b>92.17%</b>
Infosys Ltd	Computer Programming, Consultancy and Related Activities	9.15%
HDFC Bank Ltd	Financial Service Activities, Except Insurance and Pension Funding	8.90%
Reliance Industries Ltd	Manufacture of Coke and Refined Petroleum Products	6.79%
Hindustan Unilever Ltd	Manufacture of Chemicals and Chemical Products	6.33%
ICICI Bank Ltd	Financial Service Activities, Except Insurance and Pension Funding	6.24%
ITC Ltd	Manufacture of Tobacco Products	4.93%
Housing Development Finance Corporation Ltd	Housing Industry	3.71%
Larsen & Toubro Ltd	Civil Engineering Infrastructure	3.70%
Maruti Suzuki India Ltd	Manufacture of Motor Vehicles, Trailers and Semi-Trailers	3.14%
Asian Paints Ltd	Manufacture of Chemicals and Chemical Products	2.97%
Others		36.31%
<b>Money Market, Deposits &amp; Other</b>		<b>7.83%</b>
<b>Total</b>		<b>100.00%</b>

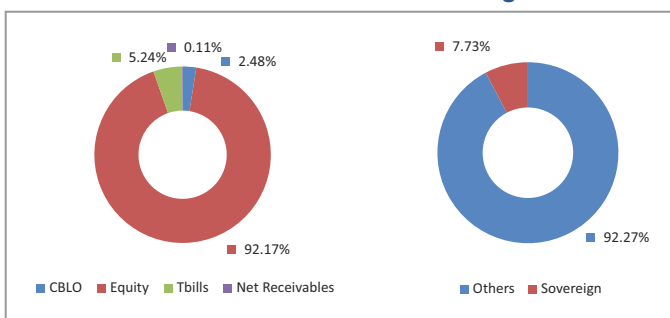
### Fund Details

Description	
SFIN Number	ULIF00623/07/04EQINDEFUND116
Launch Date	23-Jul-04
Face Value	10
Risk Profile	High
Benchmark	Nifty 50 Index
Fund Manager Name	Reshma Banda
Number of funds managed by fund manager:	
Equity	28
Debt	-
Hybrid	25
NAV as on 30-August-19	66.4542
AUM (Rs. Cr)	81.35
Equity	92.17%
Debt	7.73%
Net current asset	0.11%

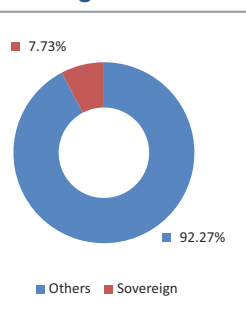
### Growth of Rs. 100



### Asset Class

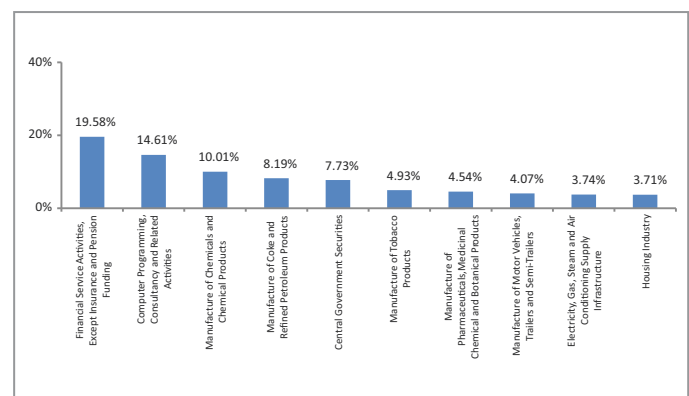


### Rating Profile



\*Others includes Equity, CBLO, Net receivable/payable and FD

### Top 10 Sectors



Note : 'Financial & insurance activities' sector includes exposure to 'Fixed Deposits' & 'Certificate of Deposits'.

### Performance

Period	1 Month	6 Months	1 Year	2 Years	3 Years	Inception
Fund	0.06%	1.17%	-6.47%	5.08%	7.28%	13.35%
Benchmark	-0.85%	2.14%	-5.63%	5.43%	7.86%	13.61%

Returns less than or equal to 1 year are absolute. Returns greater than 1 year are compounded annualised growth rate (CAGR). Past performance is not indicative of future performance

August 2019

## Equity Index Pension Fund

### Fund Objective

The returns on this fund are expected to match the returns given by NIFTY Index of National Stock Exchange.

### Portfolio Allocation

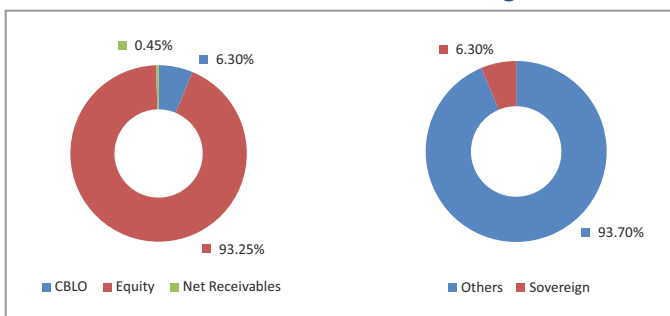
	Stated (%)	Actual (%)
Equity and equity related	60 - 100	93.25
Debt/Cash/Money Market instruments	0 - 40	6.30
Net Current Assets*		0.45
<b>Total</b>		<b>100.00</b>

\*Net current asset represents net of receivables and payables for investments held.

### Portfolio

Company/Issuer	Sector/Rating	Exposure (%)
<b>Equity</b>		<b>93.25%</b>
HDFC Bank Ltd	Financial Service Activities, Except Insurance and Pension Funding	9.07%
Infosys Ltd	Computer Programming, Consultancy and Related Activities	8.41%
Reliance Industries Ltd	Manufacture of Coke and Refined Petroleum Products	7.02%
Hindustan Unilever Ltd	Manufacture of Chemicals and Chemical Products	6.44%
ICICI Bank Ltd	Financial Service Activities, Except Insurance and Pension Funding	6.30%
ITC Ltd	Manufacture of Tobacco Products	5.03%
Larsen & Toubro Ltd	Civil Engineering Infrastructure	3.82%
Housing Development Finance Corporation Ltd	Housing Industry	3.35%
Maruti Suzuki India Ltd	Manufacture of Motor Vehicles, Trailers and Semi-Trailers	3.21%
Asian Paints Ltd	Manufacture of Chemicals and Chemical Products	3.03%
Others		37.58%
<b>Money Market, Deposits &amp; Other</b>		<b>6.75%</b>
<b>Total</b>		<b>100.00%</b>

### Asset Class



\*Others includes Equity, CBLO, Net receivable/payable and FD

### Performance

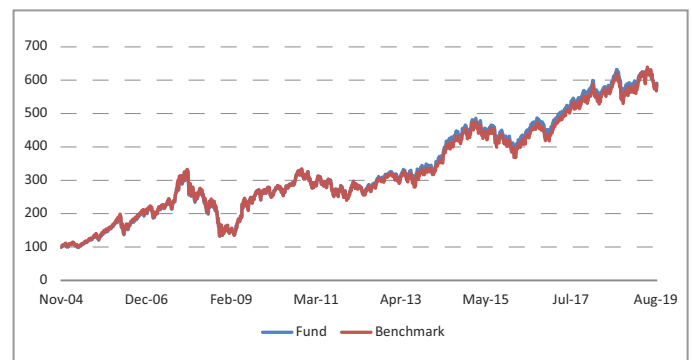
Period	1 Month	6 Months	1 Year	2 Years	3 Years	Inception
Fund	0.03%	0.85%	-6.80%	4.90%	7.20%	12.74%
Benchmark	-0.85%	2.14%	-5.63%	5.43%	7.86%	12.66%

Returns less than or equal to 1 year are absolute. Returns greater than 1 year are compounded annualised growth rate (CAGR). Past performance is not indicative of future performance

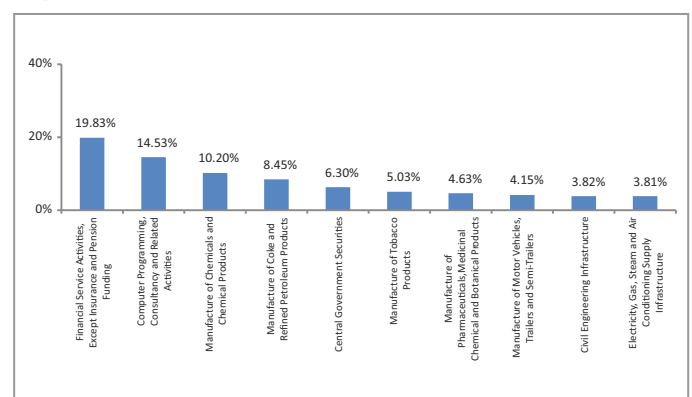
### Fund Details

Description	
SFIN Number	ULIF01318/11/04EQINDEXPEN116
Launch Date	18-Nov-04
Face Value	10
Risk Profile	High
Benchmark	Nifty 50 Index
Fund Manager Name	Reshma Banda
Number of funds managed by fund manager:	
Equity	28
Debt	-
Hybrid	25
NAV as on 30-August-19	58.8975
AUM (Rs. Cr)	5.55
Equity	93.25%
Debt	6.30%
Net current asset	0.45%

### Growth of Rs. 100



### Top 10 Sectors



Note : 'Financial & insurance activities' sector includes exposure to 'Fixed Deposits' & 'Certificate of Deposits'.

August 2019

## Equity Mid-Cap Fund

### Fund Objective

To achieve capital appreciation by investing in a diversified basket of mid cap stocks and large cap stocks.

### Portfolio Allocation

	Stated (%)	Actual (%)
Equity - Large & Mid Cap Stocks*	60 - 100	91.94
-Large Cap		31.92
-Equity Mid Cap Stocks		68.08
Debt/Cash/Money Market instruments	0 - 40	7.95
Net Current Assets*		0.11
<b>Total</b>		<b>100.00</b>

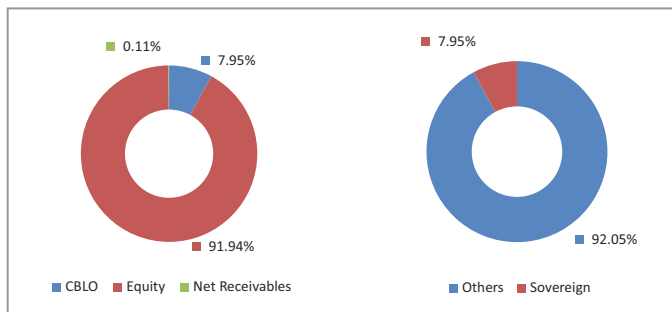
\*Net current asset represents net of receivables and payables for investments held.  
\* Minimum 50% allocation to mid cap stocks

### Portfolio

Company/Issuer	Sector/Rating	Exposure (%)
<b>Equity</b>		<b>91.94%</b>
Mphasis Ltd	Computer Programming, Consultancy and Related Activities	4.90%
Kotak Mahindra MF - Kotak Banking ETF - Div Payout Option	Mutual Fund - Liquid	4.73%
ICICI Bank Ltd	Financial Service Activities, Except Insurance and Pension Funding	3.84%
Tech Mahindra Ltd	Computer Programming, Consultancy and Related Activities	3.15%
HCL Technologies Ltd	Computer Programming, Consultancy and Related Activities	3.10%
Sanofi India Ltd	Manufacture of Pharmaceuticals, Medicinal Chemical and Botanical Products	2.99%
KSB Pumps Ltd	Manufacture of Machinery and Equipment N.E.C.	2.76%
Glenmark Pharmaceuticals Ltd	Manufacture of Pharmaceuticals, Medicinal Chemical and Botanical Products	2.74%
Gayatri Projects Ltd	Civil Engineering Infrastructure	2.26%
BASF India Ltd	Manufacture of Chemicals and Chemical Products	2.19%
Others		59.28%
<b>Money Market, Deposits &amp; Other</b>		<b>8.06%</b>
<b>Total</b>		<b>100.00%</b>

### Asset Class

### Rating Profile



\*Others includes Equity, CBLO, Net receivable/payable and FD

### Performance

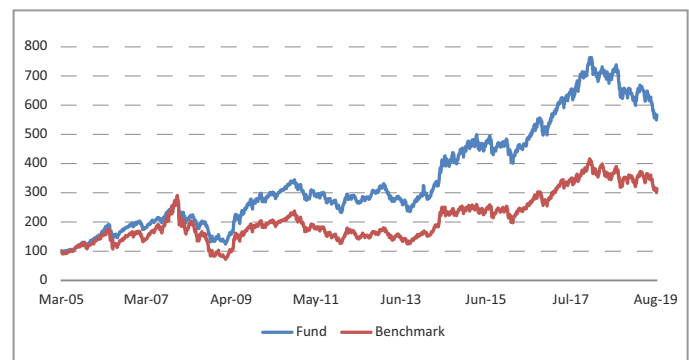
Period	1 Month	6 Months	1 Year	2 Years	3 Years	Inception
Fund	-1.48%	-9.00%	-23.54%	-6.87%	2.31%	12.69%
Benchmark	-2.15%	-7.54%	-20.28%	-4.86%	3.10%	8.15%

Returns less than or equal to 1 year are absolute. Returns greater than 1 year are compounded annualised growth rate (CAGR). Past performance is not indicative of future performance

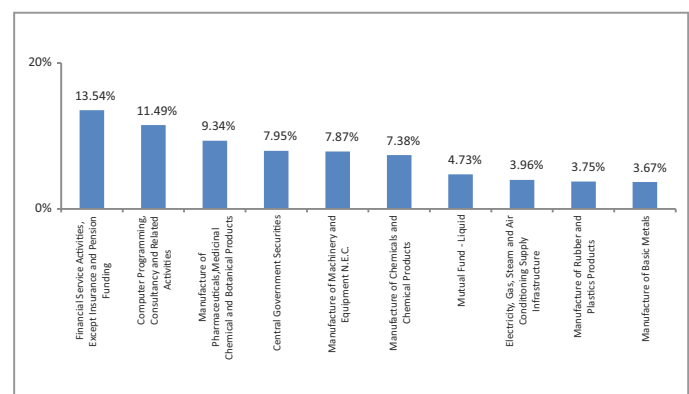
### Fund Details

Description	
SFIN Number	ULIF01709/03/05EQUIMIDFUND116
Launch Date	09-Mar-05
Face Value	10
Risk Profile	Very High
Benchmark	NIFTY Midcap 50 Index
Fund Manager Name	Sampath Reddy, Reshma Banda
Number of funds managed by fund manager:	Sampath Reddy Reshma Banda
Equity	19 28
Debt	- -
Hybrid	9 25
NAV as on 30-August-19	56.4469
AUM (Rs. Cr)	56.73
Equity	91.94%
Debt	7.95%
Net current asset	0.11%

### Growth of Rs. 100



### Top 10 Sectors



Note : 'Financial & insurance activities' sector includes exposure to 'Fixed Deposits' & 'Certificate of Deposits'.

August 2019

## Equity Midcap Plus Pension Fund

### Fund Objective

To achieve capital appreciation by investing in a diversified basket of mid cap stocks and large cap stocks.

### Portfolio Allocation

	Stated (%)	Actual (%)
Equity - Large & Mid Cap Stocks*	60 - 100	92.07
-Large Cap		31.44
-Equity Mid Cap Stocks		68.56
Debt/Cash/Money Market instruments	0 - 40	7.54
Net Current Assets*		0.39
<b>Total</b>		<b>100.00</b>

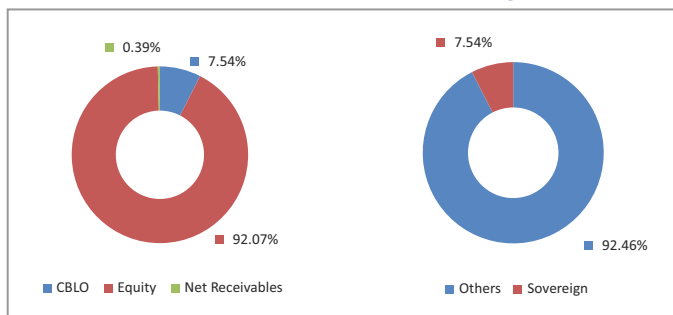
\*Net current asset represents net of receivables and payables for investments held.

\* Minimum 50% allocation to mid cap stocks

### Portfolio

Company/Issuer	Sector/Rating	Exposure (%)
<b>Equity</b>		<b>92.07%</b>
Mphasis Ltd	Computer Programming, Consultancy and Related Activities	4.96%
Kotak Mahindra MF - Kotak Banking ETF - Div Payout Option	Mutual Fund - Liquid	4.69%
ICICI Bank Ltd	Financial Service Activities, Except Insurance and Pension Funding	3.82%
Tech Mahindra Ltd	Computer Programming, Consultancy and Related Activities	3.17%
HCL Technologies Ltd	Computer Programming, Consultancy and Related Activities	3.03%
Sanofi India Ltd	Manufacture of Pharmaceuticals, Medicinal Chemical and Botanical Products	3.01%
KSB Pumps Ltd	Manufacture of Machinery and Equipment N.E.C.	2.79%
Glenmark Pharmaceuticals Ltd	Manufacture of Pharmaceuticals, Medicinal Chemical and Botanical Products	2.77%
Gayatri Projects Ltd	Civil Engineering Infrastructure	2.28%
BASF India Ltd	Manufacture of Chemicals and Chemical Products	2.17%
Others		59.39%
<b>Money Market, Deposits &amp; Other</b>		<b>7.93</b>
<b>Total</b>		<b>100.00%</b>

### Asset Class



\*Others includes Equity, CBLO, Net receivable/payable and FD

### Performance

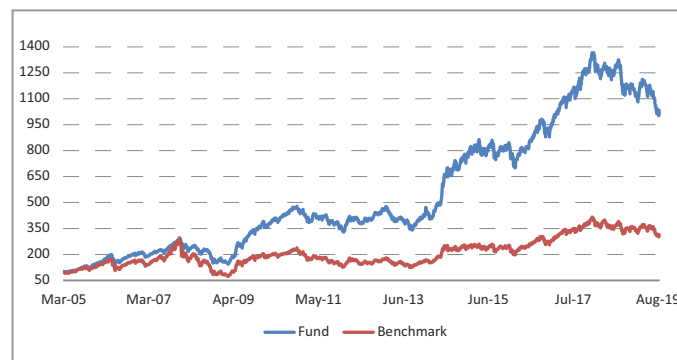
Period	1 Month	6 Months	1 Year	2 Years	3 Years	Inception
Fund	-1.36%	-8.21%	-22.27%	-5.77%	3.47%	17.46%
Benchmark	-2.15%	-7.54%	-20.28%	-4.86%	3.10%	8.15%

Returns less than or equal to 1 year are absolute. Returns greater than 1 year are compounded annualised growth rate (CAGR). Past performance is not indicative of future performance

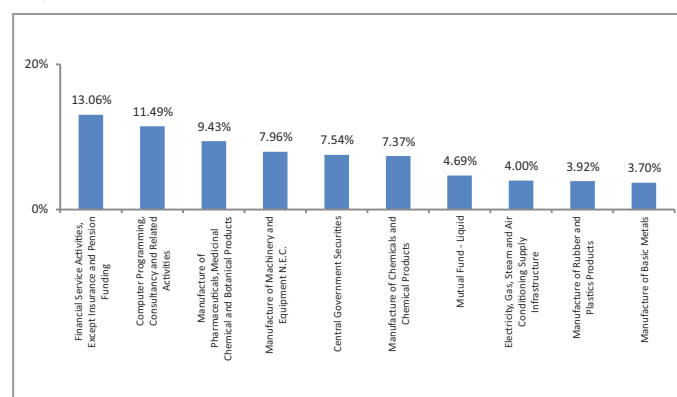
### Fund Details

Description	
SFIN Number	ULIF01909/03/05EQUIMIDCPEN116
Launch Date	09-Mar-05
Face Value	10
Risk Profile	Very High
Benchmark	NIFTY Midcap 50 Index
Fund Manager Name	Sampath Reddy, Reshma Banda
Number of funds managed by fund manager:	Sampath Reddy Reshma Banda
Equity	19 28
Debt	- -
Hybrid	9 25
NAV as on 30-August-19	102.9364
AUM (Rs. Cr)	3.98
Equity	92.07%
Debt	7.54%
Net current asset	0.39%

### Growth of Rs. 100



### Top 10 Sectors



Note : 'Financial & insurance activities' sector includes exposure to 'Fixed Deposits' & 'Certificate of Deposits'.

August 2019

## Equity Mid-Cap Plus Fund

### Fund Objective

To achieve capital appreciation by investing in a diversified basket of mid cap stocks and large cap stocks.

### Portfolio Allocation

	Stated (%)	Actual (%)
Equity - Large & Mid Cap Stocks*	60 - 100	89.17
-Large Cap		31.59
-Equity Mid Cap Stocks		68.41
Debt/Cash/Money Market instruments	0 - 40	10.72
Net Current Assets*		0.11
<b>Total</b>		<b>100.00</b>

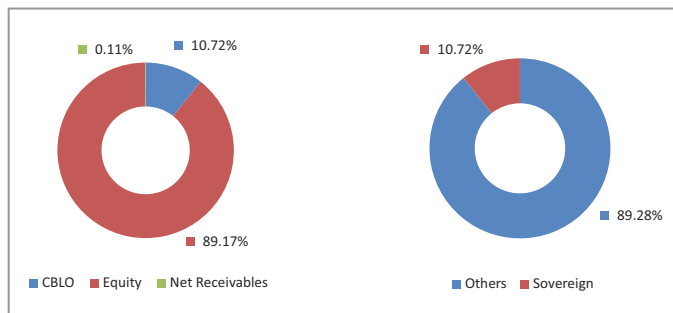
\*Net current asset represents net of receivables and payables for investments held.

\* Minimum 50% allocation to mid cap stocks

### Portfolio

Company/Issuer	Sector/Rating	Exposure (%)
<b>Equity</b>		<b>89.17%</b>
Mphasis Ltd	Computer Programming, Consultancy and Related Activities	4.77%
Kotak Mahindra MF - Kotak Banking ETF - Div Payout Option	Mutual Fund - Liquid	4.70%
ICICI Bank Ltd	Financial Service Activities, Except Insurance and Pension Funding	3.72%
Tech Mahindra Ltd	Computer Programming, Consultancy and Related Activities	3.07%
HCL Technologies Ltd	Computer Programming, Consultancy and Related Activities	3.01%
Sanofi India Ltd	Manufacture of Pharmaceuticals, Medicinal Chemical and Botanical Products	2.90%
KSB Pumps Ltd	Manufacture of Machinery and Equipment N.E.C.	2.69%
Glenmark Pharmaceuticals Ltd	Manufacture of Pharmaceuticals, Medicinal Chemical and Botanical Products	2.67%
Gayatri Projects Ltd	Civil Engineering Infrastructure	2.19%
BASF India Ltd	Manufacture of Chemicals and Chemical Products	2.17%
Others		57.29%
<b>Money Market, Deposits &amp; Other</b>		<b>10.83%</b>
<b>Total</b>		<b>100.00%</b>

### Asset Class



\*Others includes Equity, CBLO, Net receivable/payable and FD

### Performance

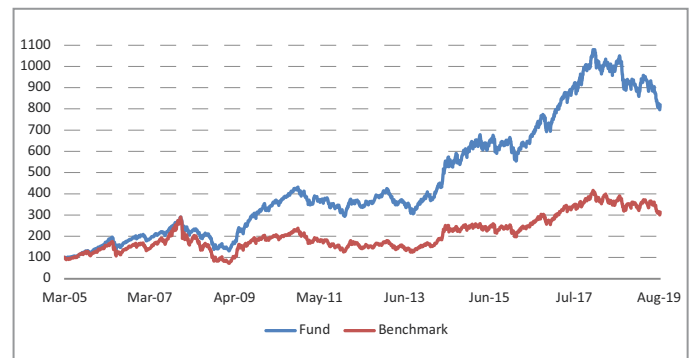
Period	1 Month	6 Months	1 Year	2 Years	3 Years	Inception
Fund	-1.31%	-8.02%	-22.07%	-5.57%	3.78%	15.61%
Benchmark	-2.15%	-7.54%	-20.28%	-4.86%	3.10%	8.15%

Returns less than or equal to 1 year are absolute. Returns greater than 1 year are compounded annualised growth rate (CAGR). Past performance is not indicative of future performance

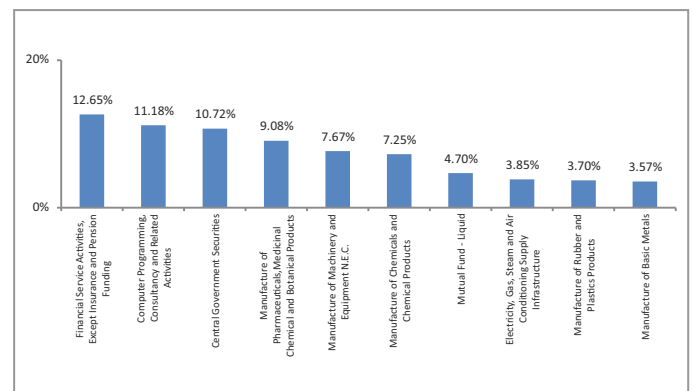
### Fund Details

Description	
SFIN Number	ULIF01809/03/05EQUIMIDPLUS116
Launch Date	09-Mar-05
Face Value	10
Risk Profile	Very High
Benchmark	NIFTY Midcap 50 Index
Fund Manager Name	Sampath Reddy, Reshma Banda
Number of funds managed by fund manager:	Sampath Reddy    Reshma Banda
Equity	19    28
Debt	-    -
Hybrid	9    25
NAV as on 30-August-19	81.7703
AUM (Rs. Cr)	107.16
Equity	89.17%
Debt	10.72%
Net current asset	0.11%

### Growth of Rs. 100



### Top 10 Sectors



Note : 'Financial & insurance activities' sector includes exposure to 'Fixed Deposits' & 'Certificate of Deposits'.

August 2019

## Equity Plus Fund

### Fund Objective

To provide capital appreciation through investment in selected equities those have potential for capital appreciation.

### Portfolio Allocation

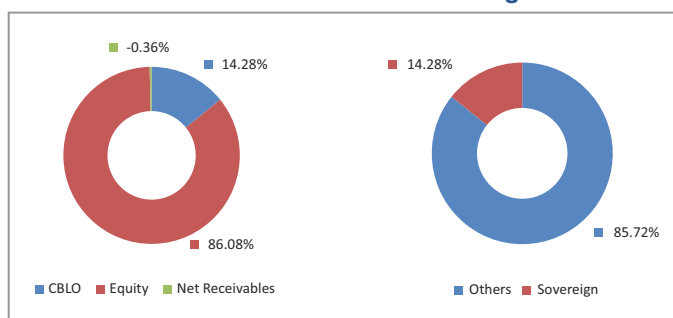
	Stated (%)	Actual (%)
Equity	60 - 100	86.08
Debt/Cash/Money Market instruments	0 - 40	14.28
Net Current Assets*		-0.36
<b>Total</b>		<b>100.00</b>

\*Net current asset represents net of receivables and payables for investments held.

### Portfolio

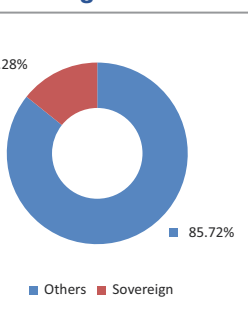
Company/Issuer	Sector/Rating	Exposure (%)
<b>Equity</b>		<b>86.08%</b>
ICICI Bank Ltd	Financial Service Activities, Except Insurance and Pension Funding	6.78%
Infosys Ltd	Computer Programming, Consultancy and Related Activities	6.09%
HDFC Bank Ltd	Financial Service Activities, Except Insurance and Pension Funding	5.79%
Reliance Industries Ltd	Manufacture of Coke and Refined Petroleum Products	4.97%
Larsen & Toubro Ltd	Civil Engineering Infrastructure	3.86%
Housing Development Finance Corporation Ltd	Housing Industry	3.55%
Kotak Mahindra Bank Ltd	Financial Service Activities, Except Insurance and Pension Funding	3.41%
Axis Bank Ltd	Financial Service Activities, Except Insurance and Pension Funding	3.34%
ITC Ltd	Manufacture of Tobacco Products	3.30%
Reliance ETF Bank BeES	Mutual Fund - Liquid	3.23%
Others		41.76%
<b>Money Market, Deposits &amp; Other</b>		<b>13.92%</b>
<b>Total</b>		<b>100.00%</b>

### Asset Class



\*Others includes Equity, CBLO, Net receivable/payable and FD

### Rating Profile



### Performance

Period	1 Month	6 Months	1 Year	2 Years	3 Years	Inception
Fund	-0.46%	0.12%	-9.33%	3.70%	7.68%	15.75%
Benchmark	-0.85%	2.14%	-5.63%	5.43%	7.86%	13.61%

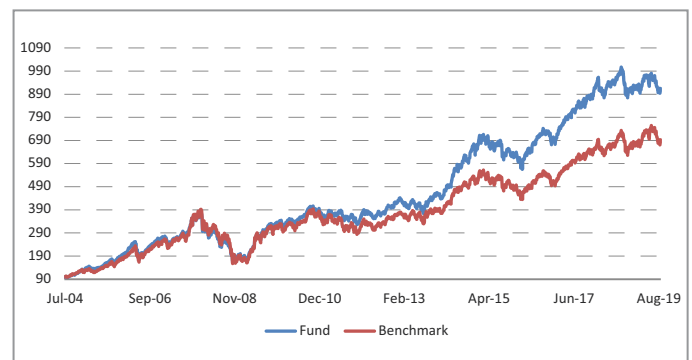
Returns less than or equal to 1 year are absolute. Returns greater than 1 year are compounded annualised growth rate (CAGR). Past performance is not indicative of future performance

DHFL total exposure as on 30th August 2019 is Rs. 2.05 crore. Company has provided 60% of the investment based on realizable value assessment. Out of total investment, DHFL has defaulted on Rs. 2.05 crore exposure, which was due for maturity on 25th June 2019 and the same is part of net current assets.

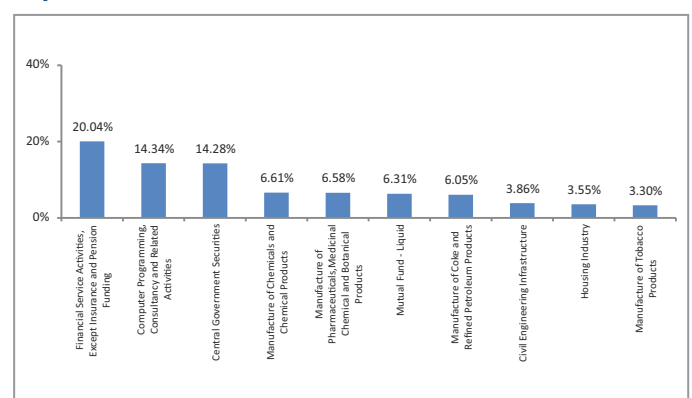
### Fund Details

Description	
SFIN Number	ULIF00723/07/04EQPLUSFUND116
Launch Date	23-Jul-04
Face Value	10
Risk Profile	Very High
Benchmark	Nifty 50 Index
Fund Manager Name	Sampath Reddy, Reshma Banda
Number of funds managed by fund manager:	Sampath Reddy Reshma Banda
Equity	19 28
Debt	- -
Hybrid	9 25
NAV as on 30-August-19	91.1841
AUM (Rs. Cr)	533.91
Equity	86.08%
Debt	14.28%
Net current asset	-0.36%

### Growth of Rs. 100



### Top 10 Sectors



Note : 'Financial & insurance activities' sector includes exposure to 'Fixed Deposits' & 'Certificate of Deposits'.

August 2019

## Equity Plus Pension Fund

### Fund Objective

To provide capital appreciation through investment in selected equities those have potential for capital appreciation.

### Portfolio Allocation

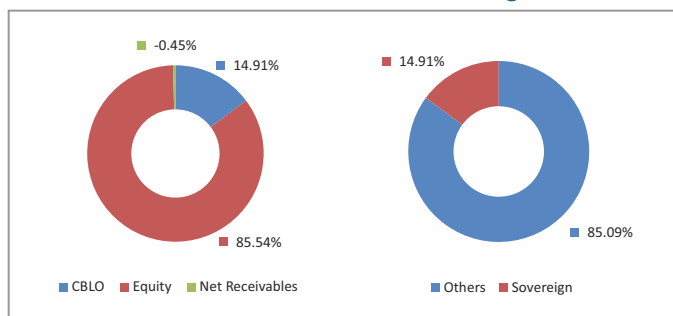
	Stated (%)	Actual (%)
Equity	60 - 100	85.54
Debt/Cash/Money Market instruments	0 - 40	14.91
Net Current Assets*		-0.45
<b>Total</b>		<b>100.00</b>

\*Net current asset represents net of receivables and payables for investments held.

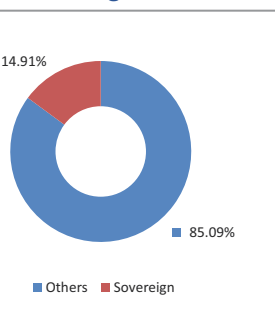
### Portfolio

Company/Issuer	Sector/Rating	Exposure (%)
<b>Equity</b>		<b>85.54%</b>
Infosys Ltd	Computer Programming, Consultancy and Related Activities	6.36%
ICICI Bank Ltd	Financial Service Activities, Except Insurance and Pension Funding	6.03%
Kotak Mahindra Bank Ltd	Financial Service Activities, Except Insurance and Pension Funding	5.09%
Reliance Industries Ltd	Manufacture of Coke and Refined Petroleum Products	4.86%
HDFC Bank Ltd	Financial Service Activities, Except Insurance and Pension Funding	4.84%
Larsen & Toubro Ltd	Civil Engineering Infrastructure	4.07%
Housing Development Finance Corporation Ltd	Housing Industry	3.56%
Reliance ETF Bank BeES	Mutual Fund - Liquid	3.29%
ITC Ltd	Manufacture of Tobacco Products	3.23%
HCL Technologies Ltd	Computer Programming, Consultancy and Related Activities	2.99%
Others		41.22%
<b>Money Market, Deposits &amp; Other</b>		<b>14.46%</b>
<b>Total</b>		<b>100.00%</b>

### Asset Class



### Rating Profile



\*Others includes Equity, CBLO, Net receivable/payable and FD

### Performance

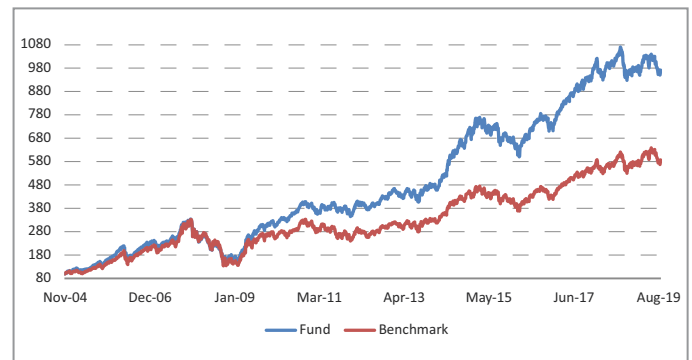
Period	1 Month	6 Months	1 Year	2 Years	3 Years	Inception
Fund	-0.66%	0.07%	-9.38%	3.71%	7.74%	16.59%
Benchmark	-0.85%	2.14%	-5.63%	5.43%	7.86%	12.66%

Returns less than or equal to 1 year are absolute. Returns greater than 1 year are compounded annualised growth rate (CAGR). Past performance is not indicative of future performance

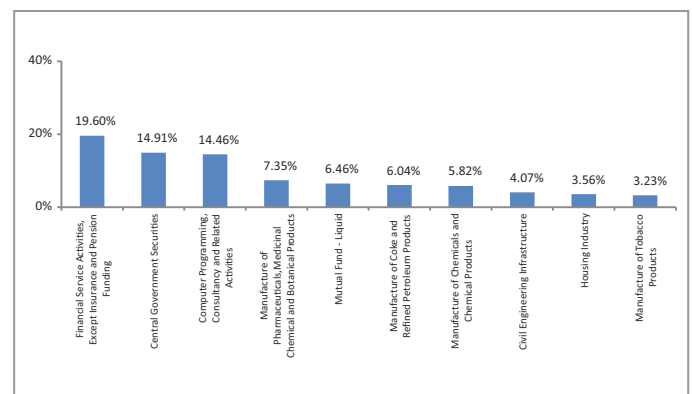
### Fund Details

Description	
SFIN Number	ULIF01218/11/04EQUPLUSPEN116
Launch Date	18-Nov-04
Face Value	10
Risk Profile	Very High
Benchmark	Nifty 50 Index
Fund Manager Name	Sampath Reddy, Reshma Banda
Number of funds managed by fund manager:	Sampath Reddy    Reshma Banda
Equity	19    28
Debt	-    -
Hybrid	9    25
NAV as on 30-August-19	96.7757
AUM (Rs. Cr)	27.62
Equity	85.54%
Debt	14.91%
Net current asset	-0.45%

### Growth of Rs. 100



### Top 10 Sectors



Note : 'Financial & insurance activities' sector includes exposure to 'Fixed Deposits' & 'Certificate of Deposits'.

August 2019

## Premier Equity Fund

### Fund Objective

To provide capital appreciation through investment in equities forming part of NSE NIFTY Index.

### Portfolio Allocation

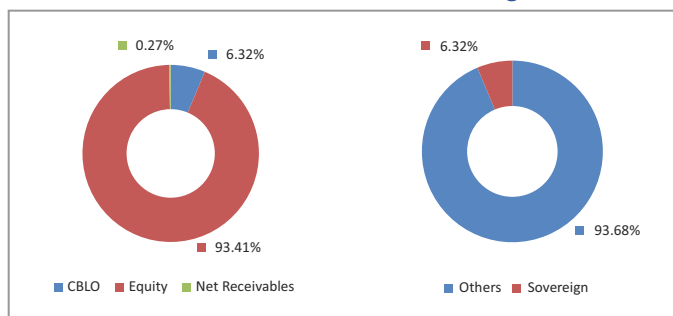
	Stated (%)	Actual (%)
Equity - NSE Nifty	60 - 100	93.41
Bank deposits and money market instruments	0 - 40	6.32
Net Current Assets*		0.27
<b>Total</b>		<b>100.00</b>

\*Net current asset represents net of receivables and payables for investments held.

### Portfolio

Company/Issuer	Sector/Rating	Exposure (%)
<b>Equity</b>		<b>93.41%</b>
Infosys Ltd	Computer Programming, Consultancy and Related Activities	8.55%
HDFC Bank Ltd	Financial Service Activities, Except Insurance and Pension Funding	8.07%
Reliance Industries Ltd	Manufacture of Coke and Refined Petroleum Products	6.92%
ICICI Bank Ltd	Financial Service Activities, Except Insurance and Pension Funding	6.59%
Hindustan Unilever Ltd	Manufacture of Chemicals and Chemical Products	6.47%
ITC Ltd	Manufacture of Tobacco Products	4.95%
Housing Development Finance Corporation Ltd	Housing Industry	3.81%
Larsen & Toubro Ltd	Civil Engineering Infrastructure	3.78%
Maruti Suzuki India Ltd	Manufacture of Motor Vehicles, Trailers and Semi-Trailers	3.28%
Asian Paints Ltd	Manufacture of Chemicals and Chemical Products	3.00%
Others		38.00%
<b>Money Market, Deposits &amp; Other</b>		<b>6.59%</b>
<b>Total</b>		<b>100.00%</b>

### Asset Class



\*Others includes Equity, CBLO, Net receivable/payable and FD

### Performance

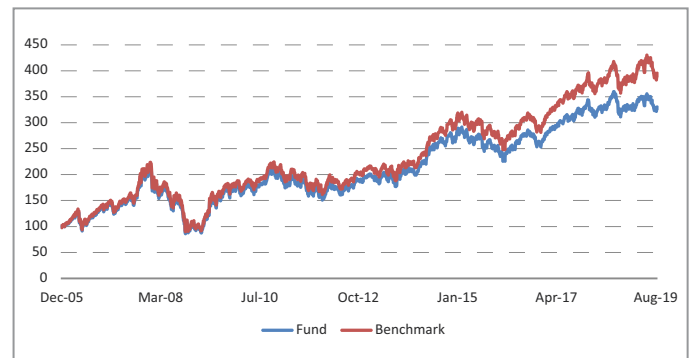
Period	1 Month	6 Months	1 Year	2 Years	3 Years	Inception
Fund	-0.04%	0.03%	-8.48%	3.20%	5.46%	9.08%
Benchmark	-0.85%	2.14%	-5.63%	5.43%	7.86%	10.48%

Returns less than or equal to 1 year are absolute. Returns greater than 1 year are compounded annualised growth rate (CAGR). Past performance is not indicative of future performance

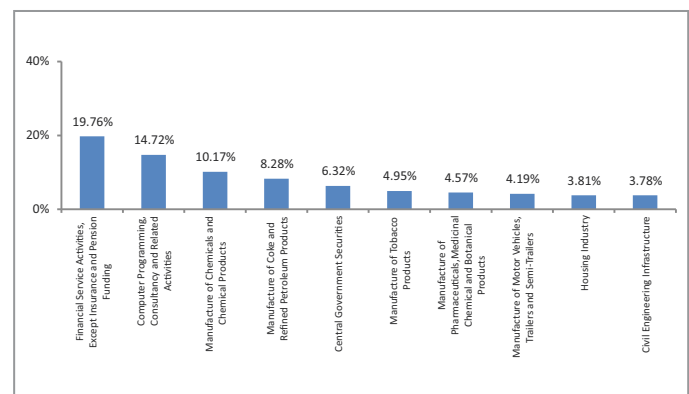
### Fund Details

Description	
SFIN Number	ULIF02117/12/05PRMREQFUND116
Launch Date	17-Dec-05
Face Value	10
Risk Profile	Very High
Benchmark	Nifty 50 Index
Fund Manager Name	Reshma Banda
Number of funds managed by fund manager:	
Equity	28
Debt	-
Hybrid	25
NAV as on 30-August-19	32.9129
AUM (Rs. Cr)	9.96
Equity	93.41%
Debt	6.32%
Net current asset	0.27%

### Growth of Rs. 100



### Top 10 Sectors



Note : 'Financial & insurance activities' sector includes exposure to 'Fixed Deposits' & 'Certificate of Deposits'.

August 2019

## Premier Equity Gain Fund

### Fund Objective

To provide capital appreciation through investment in selected equities that have potential for capital appreciation.

### Portfolio Allocation

	Stated (%)	Actual (%)
Equity*	60 - 100	80.89
-Large cap stocks that are part of NSE 500		83.87
- Mid Cap Stocks		16.13
Bank deposits and money market instruments	0 - 40	19.56
Net Current Assets*		-0.45
<b>Total</b>		<b>100.00</b>

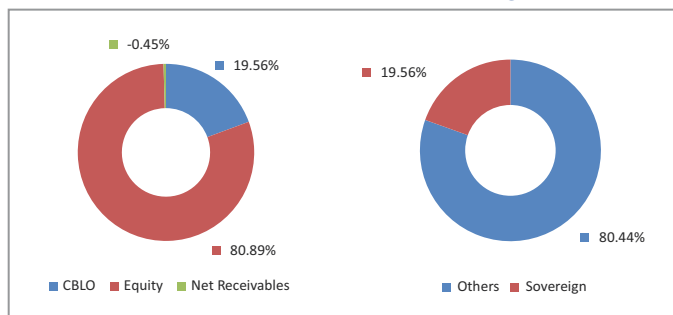
\*Net current asset represents net of receivables and payables for investments held.

\*At least 50 % in large cap stocks that are part of NSE 500. Balance can be invested in mid cap stocks

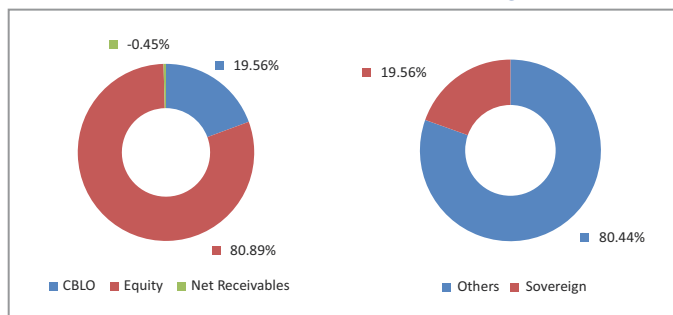
### Portfolio

Company/Issuer	Sector/Rating	Exposure (%)
<b>Equity</b>		<b>80.89%</b>
HDFC Bank Ltd	Financial Service Activities, Except Insurance and Pension Funding	6.01%
Infosys Ltd	Computer Programming, Consultancy and Related Activities	5.79%
ICICI Bank Ltd	Financial Service Activities, Except Insurance and Pension Funding	5.52%
Kotak Mahindra Bank Ltd	Financial Service Activities, Except Insurance and Pension Funding	4.71%
Reliance Industries Ltd	Manufacture of Coke and Refined Petroleum Products	4.38%
Larsen & Toubro Ltd	Civil Engineering Infrastructure	3.79%
Housing Development Finance Corporation Ltd	Housing Industry	3.51%
Reliance ETF Bank BeES	Mutual Fund - Liquid	3.22%
ITC Ltd	Manufacture of Tobacco Products	2.85%
HCL Technologies Ltd	Computer Programming, Consultancy and Related Activities	2.74%
Others		38.39%
<b>Money Market, Deposits &amp; Other</b>		<b>19.11%</b>
<b>Total</b>		<b>100.00%</b>

### Asset Class



### Rating Profile



\*Others includes Equity, CBLO, Net receivable/payable and FD

### Performance

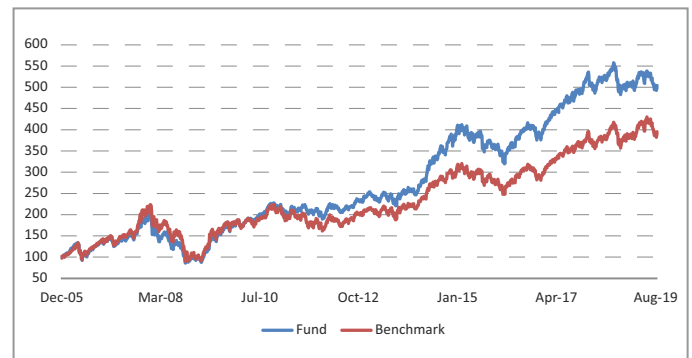
Period	1 Month	6 Months	1 Year	2 Years	3 Years	Inception
Fund	-0.67%	-0.01%	-9.86%	2.99%	6.96%	12.48%
Benchmark	-0.85%	2.14%	-5.63%	5.43%	7.86%	10.48%

Returns less than or equal to 1 year are absolute. Returns greater than 1 year are compounded annualised growth rate (CAGR). Past performance is not indicative of future performance

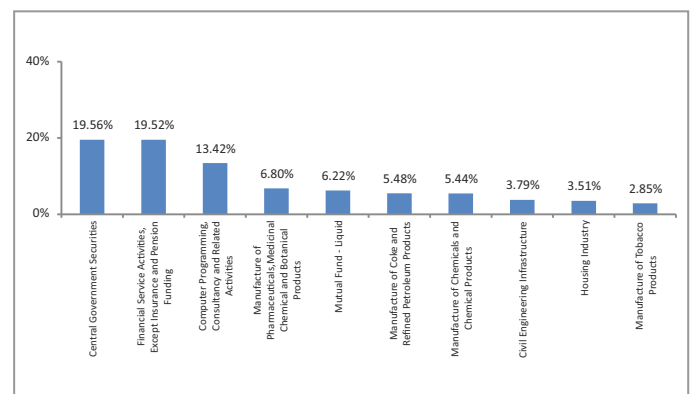
### Fund Details

Description	
SFIN Number	ULIF02217/12/05PREREQGAIN116
Launch Date	17-Dec-05
Face Value	10
Risk Profile	Very High
Benchmark	Nifty 50 Index
Fund Manager Name	Sampath Reddy, Reshma Banda
Number of funds managed by fund manager:	Sampath Reddy Reshma Banda
Equity	19 28
Debt	- -
Hybrid	9 25
NAV as on 30-August-19	50.1520
AUM (Rs. Cr)	24.69
Equity	80.89%
Debt	19.56%
Net current asset	-0.45%

### Growth of Rs. 100



### Top 10 Sectors



Note : 'Financial & insurance activities' sector includes exposure to 'Fixed Deposits' & 'Certificate of Deposits'.

August 2019

## Pure Equity Fund

### Fund Objective

The investments in this fund will specifically exclude companies dealing in Gambling, Contests, Liquor, Entertainment (Films, TV etc.), Hotels, Banks and Financial Institutions.

### Portfolio Allocation

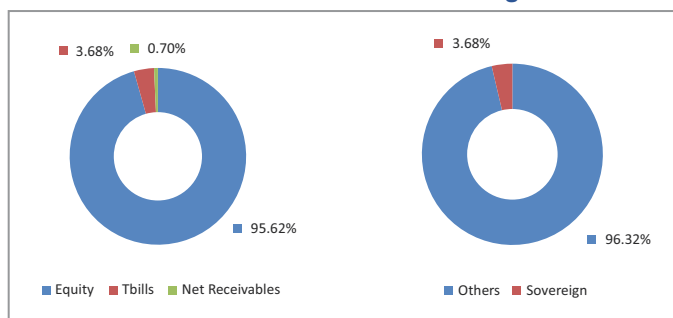
	Stated (%)	Actual (%)
Equity	60 - 100	95.62
Bank deposits and money market instruments	0 - 40	3.68
Net Current Assets*		0.70
<b>Total</b>		<b>100.00</b>

\*Net current asset represents net of receivables and payables for investments held.

### Portfolio

Company/Issuer	Sector/Rating	Exposure (%)
<b>Equity</b>		<b>95.62%</b>
Reliance Industries Ltd	Manufacture of Coke and Refined Petroleum Products	9.29%
Infosys Ltd	Computer Programming, Consultancy and Related Activities	5.54%
Larsen & Toubro Ltd	Civil Engineering Infrastructure	5.40%
Nestle India Ltd	Manufacture of Food Products	5.09%
Hindustan Unilever Ltd	Manufacture of Chemicals and Chemical Products	4.11%
Hindalco Industries Ltd	Manufacture of Basic Metals	3.13%
HCL Technologies Ltd	Computer Programming, Consultancy and Related Activities	2.89%
Mahindra & Mahindra Ltd	Manufacture of Machinery and Equipment N.E.C.	2.52%
Mphasis Ltd	Computer Programming, Consultancy and Related Activities	2.44%
Aurobindo Pharma Ltd	Manufacture of Pharmaceuticals, Medicinal Chemical and Botanical Products	2.37%
Others		52.85%
<b>Money Market, Deposits &amp; Other</b>		<b>4.38%</b>
<b>Total</b>		<b>100.00%</b>

### Asset Class



\*Others includes Equity, CBLO, Net receivable/payable and FD

### Performance

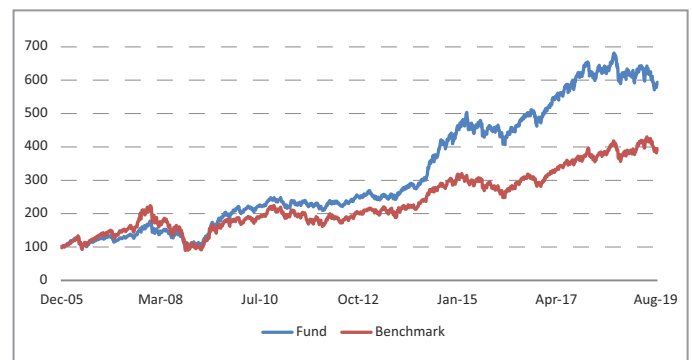
Period	1 Month	6 Months	1 Year	2 Years	3 Years	Inception
Fund	1.51%	-2.41%	-12.84%	0.90%	5.86%	13.87%
Benchmark	-0.85%	2.14%	-5.63%	5.43%	7.86%	10.48%

Returns less than or equal to 1 year are absolute. Returns greater than 1 year are compounded annualised growth rate (CAGR). Past performance is not indicative of future performance

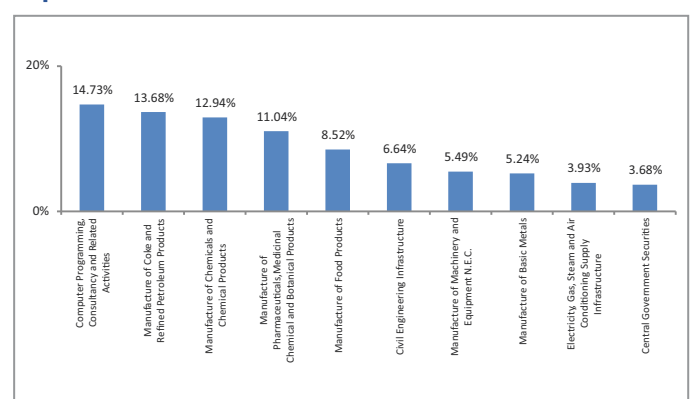
### Fund Details

Description	
SFIN Number	ULIF02017/12/05PUREEQFUND116
Launch Date	17-Dec-05
Face Value	10
Risk Profile	Very High
Benchmark	Nifty 50 Index
Fund Manager Name	Sampath Reddy, Reshma Banda
Number of funds managed by fund manager:	Sampath Reddy, Reshma Banda
Equity	19
Debt	-
Hybrid	9
NAV as on 30-August-19	59.3534
AUM (Rs. Cr)	36.07
Equity	95.62%
Debt	3.68%
Net current asset	0.70%

### Growth of Rs. 100



### Top 10 Sectors



Note : 'Financial & insurance activities' sector includes exposure to 'Fixed Deposits' & 'Certificate of Deposits'.

August 2019

## Blue Chip Equity Fund

### Fund Objective

To provide capital appreciation through investment in equities forming part of the National Stock Exchange NIFTY.

### Portfolio Allocation

	Stated (%)	Actual (%)
Equity*	60 -100	86.83
Bank deposits and money market instruments	0 - 40	13.09
Net Current Assets*		0.08
<b>Total</b>		<b>100.00</b>

\*Net current asset represents net of receivables and payables for investments held.

### Portfolio

Company/Issuer	Sector/Rating	Exposure (%)
<b>Equity</b>		<b>86.83%</b>
Infosys Ltd	Computer Programming, Consultancy and Related Activities	8.33%
HDFC Bank Ltd	Financial Service Activities, Except Insurance and Pension Funding	8.27%
Reliance Industries Ltd	Manufacture of Coke and Refined Petroleum Products	7.70%
ICICI Bank Ltd	Financial Service Activities, Except Insurance and Pension Funding	5.17%
Hindustan Unilever Ltd	Manufacture of Chemicals and Chemical Products	5.03%
ITC Ltd	Manufacture of Tobacco Products	4.78%
Housing Development Finance Corporation Ltd	Housing Industry	4.27%
Larsen & Toubro Ltd	Civil Engineering Infrastructure	3.65%
Maruti Suzuki India Ltd	Manufacture of Motor Vehicles, Trailers and Semi-Trailers	2.57%
Asian Paints Ltd	Manufacture of Chemicals and Chemical Products	2.56%
Tata Consultancy Services Ltd	Computer Programming, Consultancy and Related Activities	2.56%
Bharti Airtel Ltd	Telecommunications Infrastructure	2.35%
Dr Reddys Laboratories Ltd	Manufacture of Pharmaceuticals, Medicinal Chemical and Botanical Products	1.80%
Tech Mahindra Ltd	Computer Programming, Consultancy and Related Activities	1.55%
Sun Pharmaceuticals Industries Ltd	Manufacture of Pharmaceuticals, Medicinal Chemical and Botanical Products	1.42%
Kotak Mahindra Bank Ltd	Financial Service Activities, Except Insurance and Pension Funding	1.40%
Mahindra & Mahindra Ltd	Manufacture of Machinery and Equipment N.E.C.	1.38%
Tata Steel Ltd	Manufacture of Basic Metals	1.38%
Cipla Ltd	Manufacture of Pharmaceuticals, Medicinal Chemical and Botanical Products	1.29%
Axis Bank Ltd	Financial Service Activities, Except Insurance and Pension Funding	1.22%
Others		18.13%
<b>Money Market, Deposits &amp; Other</b>		<b>13.17%</b>
<b>Total</b>		<b>100.00%</b>

### Performance

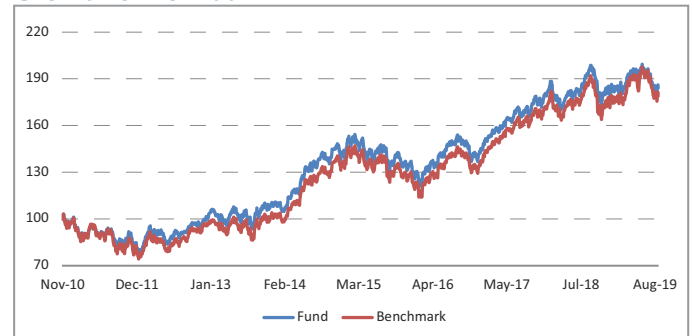
Period	1 Month	6 Months	1 Year	2 Years	3 Years	Inception
Fund	-0.06%	0.84%	-6.63%	4.92%	7.06%	7.24%
Benchmark	-0.85%	2.14%	-5.63%	5.43%	7.86%	6.89%

Returns less than or equal to 1 year are absolute. Returns greater than 1 year are compounded annualised growth rate (CAGR). Past performance is not indicative of future performance

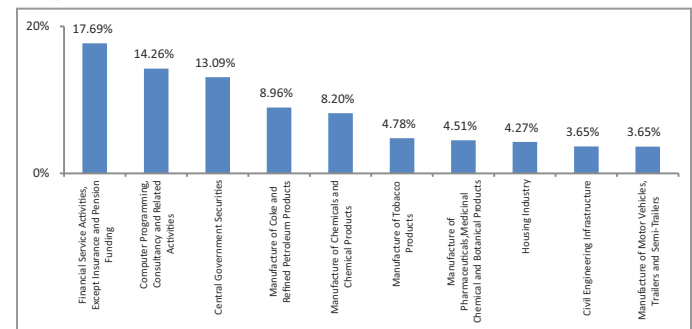
### Fund Details

Description	
SFIN Number	ULIF06026/10/10BLUECHIPEQ116
Launch Date	01-Nov-10
Face Value	10
Risk Profile	High
Benchmark	Nifty 50 Index
Fund Manager Name	Reshma Banda
Number of funds managed by fund manager:	
Equity	28
Debt	-
Hybrid	25
NAV as on 30-August-19	18.5394
AUM (Rs. Cr)	411.63
Equity	86.83%
Debt	13.09%
Net current asset	0.08%

### Growth of Rs. 100

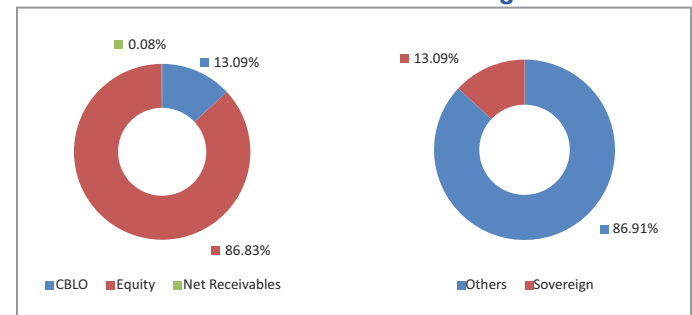


### Top 10 Sectors

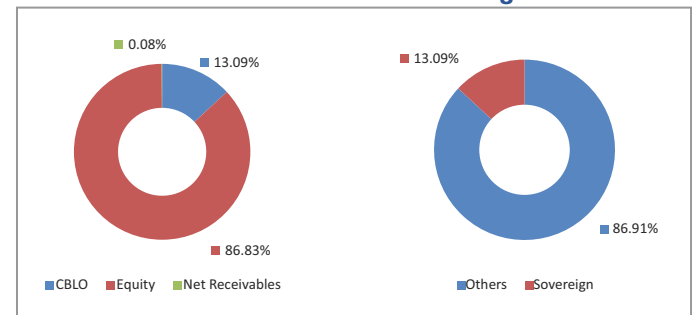


Note : 'Financial & insurance activities' sector includes exposure to 'Fixed Deposits' & 'Certificate of Deposits'.

### Asset Class



### Rating Profile



\*Others includes Equity, CBLO, Net receivable/payable and FD

August 2019

## Pure Stock Fund II

### Fund Objective

The investment objective of this fund is to specifically exclude companies dealing in Gambling, Contests, Liquor, Entertainment (Films, TV etc.), Hotels, Tobacco and Tobacco related Institutions.

### Portfolio Allocation

	Stated (%)	Actual (%)
Equity*	75 -100	81.17
Bank deposits and money market instruments	0 - 25	18.73
Net Current Assets*		0.10
<b>Total</b>		<b>100.00</b>

\*Net current asset represents net of receivables and payables for investments held.

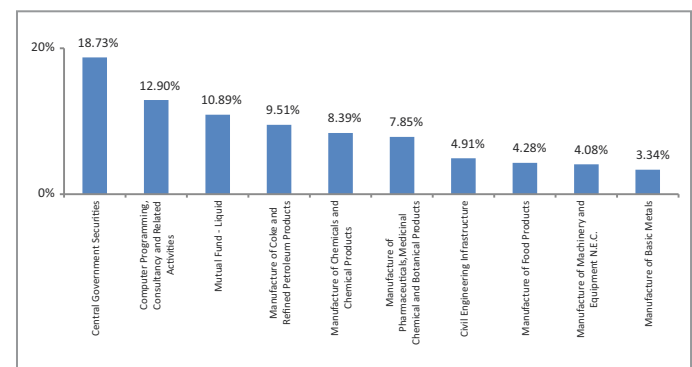
### Portfolio

Company/Issuer	Sector/Rating	Exposure (%)
<b>Equity</b>		<b>81.17%</b>
Reliance ETF Bank BeES	Mutual Fund - Liquid	9.79%
Reliance Industries Ltd	Manufacture of Coke and Refined Petroleum Products	7.01%
Larsen & Toubro Ltd	Civil Engineering Infrastructure	4.37%
Infosys Ltd	Computer Programming, Consultancy and Related Activities	4.10%
Hindustan Unilever Ltd	Manufacture of Chemicals and Chemical Products	3.01%
HCL Technologies Ltd	Computer Programming, Consultancy and Related Activities	2.44%
Gujarat State Petronet Ltd	Land Transport and Transport Via Pipelines	2.30%
Tata Consultancy Services Ltd	Computer Programming, Consultancy and Related Activities	2.20%
Nestle India Ltd	Manufacture of Food Products	2.13%
Mahindra & Mahindra Ltd	Manufacture of Machinery and Equipment N.E.C.	1.90%
BASF India Ltd	Manufacture of Chemicals and Chemical Products	1.76%
NTPC Ltd	Electricity, Gas, Steam and Air Conditioning Supply Infrastructure	1.65%
Aurobindo Pharma Ltd	Manufacture of Pharmaceuticals, Medicinal Chemical and Botanical Products	1.64%
Wipro Ltd	Computer Programming, Consultancy and Related Activities	1.50%
MRF Ltd	Manufacture of Rubber and Plastics Products	1.46%
Hindalco Industries Ltd	Manufacture of Basic Metals	1.44%
Tech Mahindra Ltd	Computer Programming, Consultancy and Related Activities	1.43%
Titan Industries Ltd.	Other Manufacturing	1.40%
Mphasis Ltd	Computer Programming, Consultancy and Related Activities	1.23%
Glenmark Pharmaceuticals Ltd	Manufacture of Pharmaceuticals, Medicinal Chemical and Botanical Products	1.15%
Others		27.27%
<b>Money Market, Deposits &amp; Other</b>		<b>18.83%</b>
<b>Total</b>		<b>100.00%</b>

### Fund Details

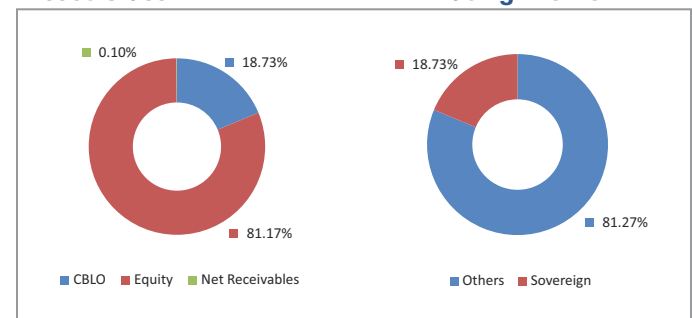
Description		
SFIN Number	ULIF07709/01/17PURSTKFUN2116	
Launch Date	05-June-17	
Face Value	10	
Risk Profile	Very High	
Benchmark	Nifty 50 Index	
Fund Manager Name	Sampath Reddy, Reshma Banda	
Number of funds managed by fund manager:	Sampath Reddy	Reshma Banda
Equity	19	28
Debt	-	-
Hybrid	9	25
NAV as on 30-August-19	10.6673	
AUM (Rs. Cr)	774.59	
Equity	81.17%	
Debt	18.73%	
Net current asset	0.10%	

### Top 10 Sectors

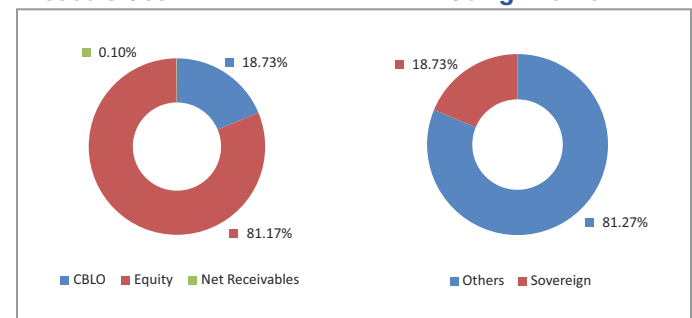


Note : 'Financial & insurance activities' sector includes exposure to 'Fixed Deposits' & 'Certificate of Deposits'.

### Asset Class



### Rating Profile



\*Others includes Equity, CBLO, Net receivable/payable and FD

### Performance

Period	1 Month	6 Months	1 Year	2 Years	3 Years	Inception
Fund	0.55%	-2.19%	-10.86%	2.31%	-	2.93%
Benchmark	-0.85%	2.14%	-5.63%	5.43%	-	6.01%

Returns less than or equal to 1 year are absolute. Returns greater than 1 year are compounded annualised growth rate (CAGR). Past performance is not indicative of future performance

August 2019

## Asset Allocation Fund

### Fund Objective

To realize a level of total income, including current income and capital appreciation, which is consistent with reasonable investment risk. The investment strategy will involve a flexible policy for allocating assets among equities, bonds and cash.

### Portfolio Allocation

	Stated (%)	Actual (%)
Equity	0 - 100	58.98
Debt and Money market instruments	0 - 100	39.86
Net Current Assets*		1.16
<b>Total</b>		<b>100.00</b>

\*Net current asset represents net of receivables and payables for investments held.

### Portfolio

Company/Issuer	Sector/Rating	Exposure (%)
<b>Equity</b>		<b>58.98%</b>
Reliance Industries Ltd	Manufacture of Coke and Refined Petroleum Products	6.47%
HDFC Bank Ltd	Financial Service Activities, Except Insurance and Pension Funding	5.81%
Infosys Ltd	Computer Programming, Consultancy and Related Activities	5.70%
ICICI Bank Ltd	Financial Service Activities, Except Insurance and Pension Funding	4.22%
HCL Technologies Ltd	Computer Programming, Consultancy and Related Activities	3.47%
ITC Ltd	Manufacture of Tobacco Products	3.27%
Kotak Mahindra Bank Ltd	Financial Service Activities, Except Insurance and Pension Funding	2.63%
Larsen & Toubro Ltd	Civil Engineering Infrastructure	2.50%
Housing Development Finance Corporation Ltd	Housing Industry	1.93%
Mphasis Ltd	Computer Programming, Consultancy and Related Activities	1.76%
Others		21.21%
<b>Corporate Bond</b>		<b>14.59%</b>
8.75% Indiabulls Housing Finance Ltd. NCD (MD 26/09/2021)	AAA	4.62%
7.49% GRUH Finance Limited NCD (MD 31/10/2022)	AAA	2.67%
7.83% LICHF Ltd. NCD (MD 25/09/2026) (P/C 26/11/2020)	AAA	1.52%
10.63% IOT NCD Series IV-STRIP-6 (MD 20/09/2028)	AAA	1.01%
9.39% LICHF Ltd. NCD (MD 23/08/2024) (P/C 26/08/2015)	AAA	0.86%
8.90% Indiabulls Housing Finance Ltd. NCD (MD 26/09/2021)	AAA	0.63%
9.10% Dewan Housing Finance Corporation Ltd. (MD 09/09/2019)	D	0.60%
8.57% Indiabulls Housing Finance Ltd. NCD (MD 30/03/2022)	AAA	0.56%
8.95% Crompton Greaves Ltd. NCD (MD 24/06/2021)	AA	0.55%
8.45% Bajaj Finance Ltd. NCD (MD 29/09/2026)	AAA	0.30%
Others		1.29%

Company/Issuer	Sector/Rating	Exposure (%)
<b>Sovereign</b>		<b>11.46%</b>
7.26% GOI (MD 14/01/2029)	SOV	5.87%
7.32% GOI (MD 28/01/2024)	SOV	5.05%
8.53% Tamil Nadu SDL (MD 09/03/2026)	SOV	0.54%
<b>Money Market, Deposits &amp; Other</b>		<b>14.96%</b>
<b>Total</b>		<b>100.00%</b>

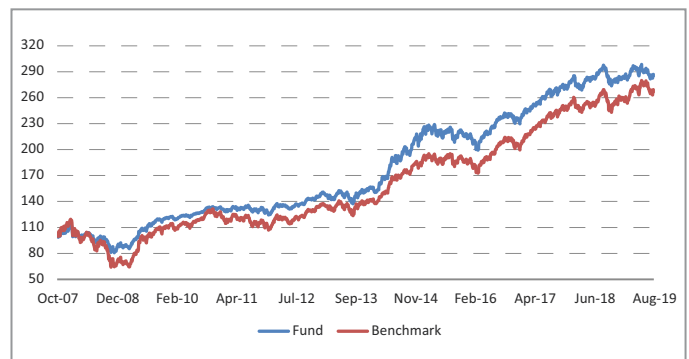
### Fund Details

Description			
SFIN Number	ULIF04528/09/07ASSETALLOC116		
Launch Date	01-Oct-07		
Face Value	10		
Risk Profile	High		
Benchmark	CRISIL Balanced Fund – Aggressive Index		
Fund Manager Name	Sampath Reddy, Reshma Banda, Durgadutt Dhar		
Number of funds managed by fund manager:	Sampath Reddy	Reshma Banda	Durgadutt Dhar
Equity	19	28	-
Debt	-	-	29
Hybrid	9	25	24
NAV as on 30-August-19	28.7194		
AUM (Rs. Cr)	936.44		
Equity	58.98%		
Debt	39.86%		
Net current asset	1.16%		

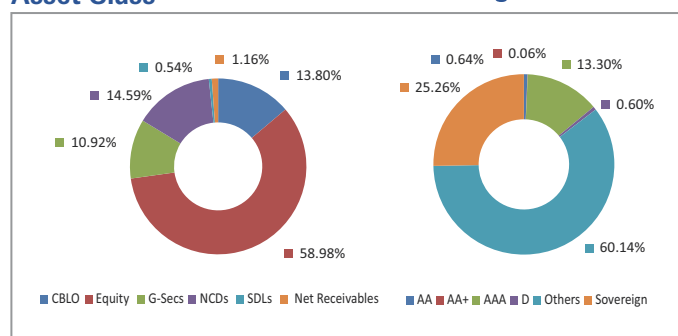
### Quantitative Indicators

Modified Duration in Years	2.53
Average Maturity in Years	3.17
Yield to Maturity in %	6.49%

### Growth of Rs. 100

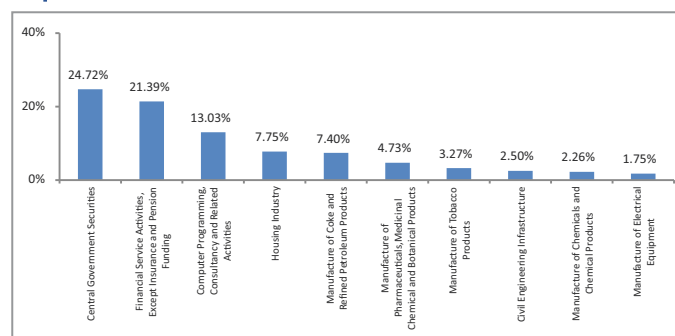


## Asset Class



\*Others includes Equity, CBLO, Net receivable/payable and FD

## Top 10 Sectors



Note : 'Financial & insurance activities' sector includes exposure to 'Fixed Deposits' & 'Certificate of Deposits'.

## Performance

Period	1 Month	6 Months	1 Year	2 Years	3 Years	Inception
Fund	0.33%	1.03%	-3.57%	3.58%	6.04%	9.25%
Benchmark	-0.25%	4.50%	0.97%	6.23%	8.05%	7.78%

Returns less than or equal to 1 year are absolute. Returns greater than 1 year are compounded annualised growth rate (CAGR). Past performance is not indicative of future performance

DHFL total exposure as on 30th August 2019 is Rs. 18.51 crore. Company has provided 60% of the investment based on realizable value assessment. Out of total investment, DHFL has defaulted on Rs. 4.52 crore exposure, which was due for maturity on 16th August 2019 and same is part of net current assets.

August 2019

## Asset Allocation Pension Fund

### Fund Objective

To realize a level of total income, including current income and capital appreciation, which is consistent with reasonable investment risk. The investment strategy will involve a flexible policy for allocating assets among equities, bonds and cash. The fund strategy will be to adjust the mix between these asset classes to capitalize on the changing financial markets and economic conditions.

### Portfolio Allocation

	Stated (%)	Actual (%)
Equity	0 - 100	58.88
Debt and Money market instruments	0 - 100	40.13
Net Current Assets*		0.99
<b>Total</b>		<b>100.00</b>

\*Net current asset represents net of receivables and payables for investments held.

### Portfolio

Company/Issuer	Sector/Rating	Exposure (%)
<b>Equity</b>		<b>58.88%</b>
HDFC Bank Ltd	Financial Service Activities, Except Insurance and Pension Funding	6.05%
Reliance Industries Ltd	Manufacture of Coke and Refined Petroleum Products	5.85%
ICICI Bank Ltd	Financial Service Activities, Except Insurance and Pension Funding	4.23%
Infosys Ltd	Computer Programming, Consultancy and Related Activities	3.98%
HCL Technologies Ltd	Computer Programming, Consultancy and Related Activities	3.59%
ITC Ltd	Manufacture of Tobacco Products	3.49%
Kotak Mahindra Bank Ltd	Financial Service Activities, Except Insurance and Pension Funding	2.99%
Larsen & Toubro Ltd	Civil Engineering Infrastructure	2.58%
Mphasis Ltd	Computer Programming, Consultancy and Related Activities	1.79%
Housing Development Finance Corporation Ltd	Housing Industry	1.48%
Others		22.86%
<b>Corporate Bond</b>		<b>13.62%</b>
8.75% Indiabulls Housing Finance Ltd. NCD (MD 26/09/2021)	AAA	4.96%
7.83% LICHF Ltd. NCD (MD 25/09/2026) (P/C 26/11/2020)	AAA	3.75%
7.49% GRUH Finance Limited NCD (MD 31/10/2022)	AAA	2.65%
8.72% Shriram Transport Finance Co Ltd NCD (MD 27/03/2023)	AA+	1.93%
9.10% Dewan Housing Finance Corporation Ltd. (MD 09/09/2019)	D	0.33%
<b>Sovereign</b>		<b>14.44%</b>
7.26% GOI (MD 14/01/2029)	SOV	9.24%
7.32% GOI (MD 28/01/2024)	SOV	5.20%
<b>Money Market, Deposits &amp; Other</b>		<b>13.06%</b>
<b>Total</b>		<b>100.00%</b>

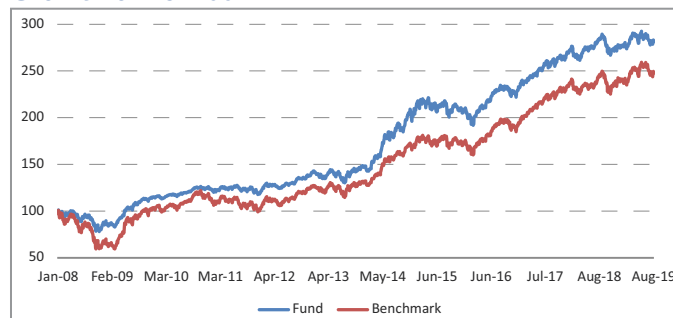
### Fund Details

Description			
SFIN Number	ULIF04628/01/08ASALLOCPEN116		
Launch Date	27-Jan-08		
Face Value	10		
Risk Profile	High		
Benchmark	CRISIL Balanced Fund – Aggressive Index		
Fund Manager Name	Sampath Reddy, Reshma Banda, Durgadutt Dhar		
Number of funds managed by fund manager:	Sampath Reddy	Reshma Banda	Durgadutt Dhar
Equity	19	28	-
Debt	-	-	29
Hybrid	9	25	24
NAV as on 30-August-19	28.1990		
AUM (Rs. Cr)	59.62		
Equity	58.88%		
Debt	40.13%		
Net current asset	0.99%		

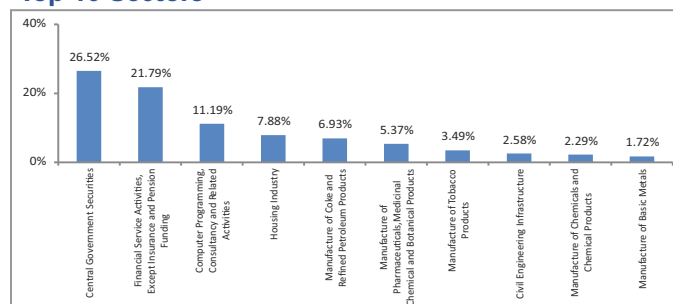
### Quantitative Indicators

Modified Duration in Years	3.03
Average Maturity in Years	3.49
Yield to Maturity in %	6.50%

### Growth of Rs. 100

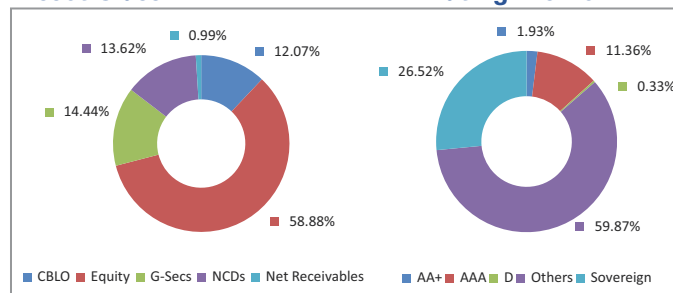


### Top 10 Sectors

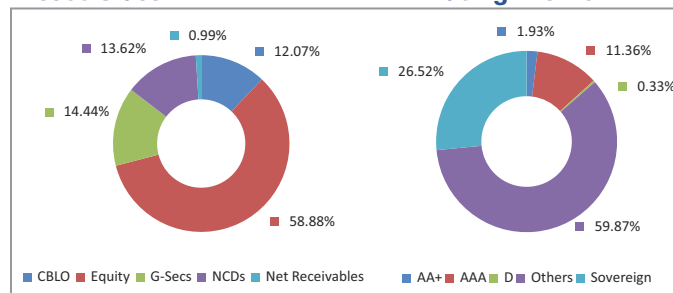


Note : 'Financial & insurance activities' sector includes exposure to 'Fixed Deposits' & 'Certificate of Deposits'.

### Asset Class



### Rating Profile



\*Others includes Equity, CBLO, Net receivable/payable and FD

### Performance

Period	1 Month	6 Months	1 Year	2 Years	3 Years	Inception
Fund	0.23%	1.96%	-2.27%	4.45%	6.67%	9.35%
Benchmark	-0.25%	4.50%	0.97%	6.23%	8.05%	7.47%

Returns less than or equal to 1 year are absolute. Returns greater than 1 year are compounded annualised growth rate (CAGR). Past performance is not indicative of future performance

DHFL total exposure as on 30th August 2019 is Rs. 0.49 crore. Company has provided 60% of the investment based on realizable value assessment. Out of total investment, DHFL has defaulted on Rs. 0 crore exposure, which was due for maturity on 16th August 2019 and same is part of net current assets.

August 2019

## Asset Allocation Fund II

### Fund Objective

The investment objective of this fund will be to realize a level of total income, including current income and capital appreciation, which is consistent with reasonable investment risk. The investment strategy will involve a flexible policy for allocating assets among equities, bonds and cash.

### Portfolio Allocation

	Stated (%)	Actual (%)
Equity	40 - 90	45.62
Debt , Bank deposits & Fixed Income Securities	0 - 60	27.15
Money Market instrument	0 - 50	26.33
Net Current Assets*		0.90
<b>Total</b>		<b>100.00</b>

\*Net current asset represents net of receivables and payables for investments held.

### Portfolio

Company/Issuer	Sector/Rating	Exposure (%)
<b>Equity</b>		<b>45.62%</b>
Reliance Industries Ltd	Manufacture of Coke and Refined Petroleum Products	4.94%
HDFC Bank Ltd	Financial Service Activities, Except Insurance and Pension Funding	3.98%
ICICI Bank Ltd	Financial Service Activities, Except Insurance and Pension Funding	3.28%
Kotak Mahindra Bank Ltd	Financial Service Activities, Except Insurance and Pension Funding	2.76%
Housing Development Finance Corporation Ltd	Housing Industry	2.72%
HCL Technologies Ltd	Computer Programming, Consultancy and Related Activities	2.62%
Infosys Ltd	Computer Programming, Consultancy and Related Activities	2.52%
ITC Ltd	Manufacture of Tobacco Products	2.39%
Larsen & Toubro Ltd	Civil Engineering Infrastructure	1.96%
Axis Bank Ltd	Financial Service Activities, Except Insurance and Pension Funding	1.66%
Mphasis Ltd	Computer Programming, Consultancy and Related Activities	1.24%
Hindalco Industries Ltd	Manufacture of Basic Metals	1.00%
Mahindra & Mahindra Ltd	Manufacture of Machinery and Equipment N.E.C.	0.98%
Siemens Ltd	Manufacture of Electrical Equipment	0.95%
Pfizer Ltd	Manufacture of Pharmaceuticals, Medicinal Chemical and Botanical   Products	0.83%
Aurobindo Pharma Ltd	Manufacture of Pharmaceuticals, Medicinal Chemical and Botanical Products	0.81%
Indian Oil Corporation Ltd	Manufacture of Coke and Refined Petroleum Products	0.81%
UltraTech Cement Ltd	Manufacture of Other Non-Metallic Mineral Products	0.79%
Maruti Suzuki India Ltd	Manufacture of Motor Vehicles, Trailers and Semi-Trailers	0.77%
Hindustan Unilever Ltd	Manufacture of Chemicals and Chemical Products	0.77%
Others		7.86%
<b>Corporate Bond</b>		<b>9.49%</b>
8.75% Indiabulls Housing Finance Ltd. NCD (MD 26/09/2021)	AAA	4.38%
7.83% LICHF Ltd. NCD (MD 25/09/2026) (P/C 26/11/2020)	AAA	2.13%
7.49% GRUH Finance Limited NCD (MD 31/10/2022)	AAA	1.91%
8.90% Indiabulls Housing Finance Ltd. NCD (MD 26/09/2021)	AAA	0.55%
9.10% Dewan Housing Finance Corporation Ltd. (MD 09/09/2019)	D	0.26%
8.58% LICHF Ltd. NCD (MD 01/08/2025) (P/C 03/05/2019)	AAA	0.09%
8.50% IRFC Ltd. (MD 22/06/2020)	AAA	0.09%
8.60% LICHF Ltd. NCD Option I (MD 26/02/2021)	AAA	0.04%

Company/Issuer	Sector/Rating	Exposure (%)
8.68% LICHF Ltd. NCD (MD 30/03/2020)	AAA	0.04%
<b>Sovereign</b>		<b>17.91%</b>
7.26% GOI (MD 14/01/2029)	SOV	13.75%
7.32% GOI (MD 28/01/2024)	SOV	4.16%
<b>Money Market, Deposits &amp; Other</b>		<b>26.97%</b>
<b>Total</b>		<b>100.00%</b>

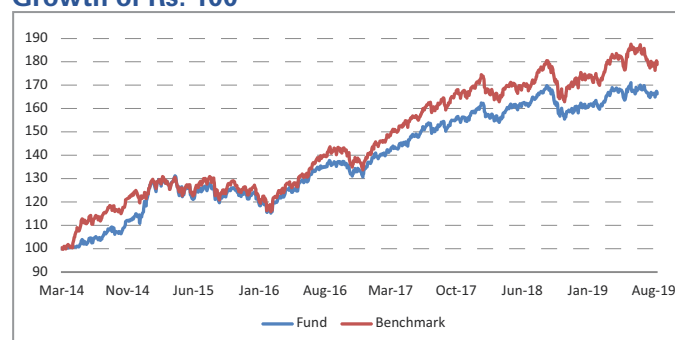
### Fund Details

Description			
SFIN Number	ULIF07205/12/13ASSETALL02116		
Launch Date	31-Mar-14		
Face Value	10		
Risk Profile	High		
Benchmark	CRISIL Balanced Fund – Aggressive Index		
Fund Manager Name	Sampath Reddy, Reshma Banda, Durgadutt Dhar		
Number of funds managed by fund manager:	Sampath Reddy	Reshma Banda	Durgadutt Dhar
Equity	19	28	-
Debt	-	-	29
Hybrid	9	25	24
NAV as on 30-August-19	16.6719		
AUM (Rs. Cr)	229.25		
Equity	45.62%		
Debt	53.47%		
Net current asset	0.90%		

### Quantitative Indicators

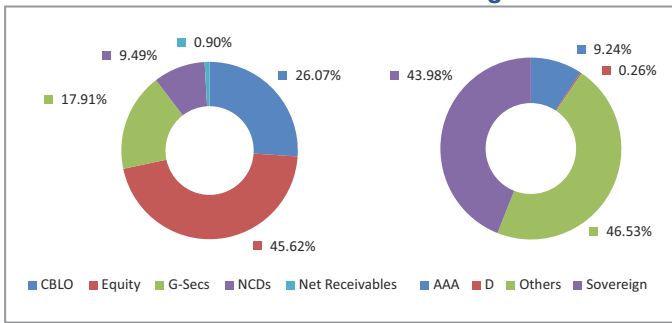
Modified Duration in Years	2.49
Average Maturity in Years	3.13
Yield to Maturity in %	6.27%

### Growth of Rs. 100



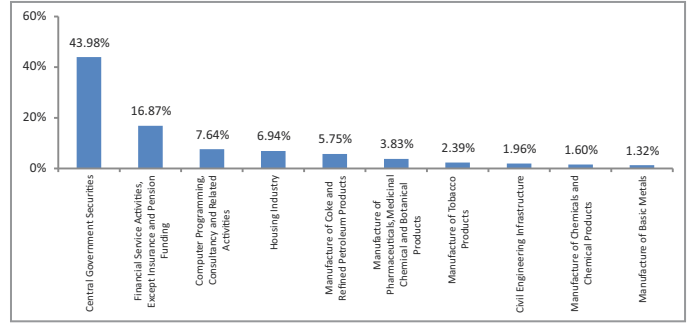
## Asset Class

## Rating Profile



\*Others includes Equity, CBLO, Net receivable/payable and FD

## Top 10 Sectors



Note : 'Financial & insurance activities' sector includes exposure to 'Fixed Deposits' & 'Certificate of Deposits'.

## Performance

Period	1 Month	6 Months	1 Year	2 Years	3 Years	Inception
Fund	0.23%	3.35%	-1.57%	4.64%	6.88%	9.89%
Benchmark	-0.25%	4.50%	0.97%	6.23%	8.05%	9.86%

Returns less than or equal to 1 year are absolute. Returns greater than 1 year are compounded annualised growth rate (CAGR). Past performance is not indicative of future performance

DHFL total exposure as on 30th August 2019 is Rs. 2.03 crore. Company has provided 60% of the investment based on realizable value assessment. Out of total investment, DHFL has defaulted on Rs. 0.55 crore exposure, which was due for maturity on 16th August 2019 and same is part of net current assets.

August 2019

## Bond Fund

### Fund Objective

To provide accumulation of income through investment in high quality fixed income securities like G-Secs, and corporate debt rated AA and above.

### Portfolio Allocation

	Stated (%)	Actual (%)
Debt and money market instruments	0 - 100	96.12
Net Current Assets*		3.88
<b>Total</b>		<b>100.00</b>

\*Net current asset represents net of receivables and payables for investments held.

### Portfolio

Company/Issuer	Rating	Exposure (%)
<b>Corporate Bond</b>		<b>37.28%</b>
8.24% Power Grid Corporation(GOI Serviced) NCD (14/02/2029)	AAA	7.59%
8.30% NTPC Ltd NCD Series 67 Secured Bond (MD 15/01/2029)	AAA	4.44%
8.57% Indiabulls Housing Finance Ltd. NCD (MD 30/03/2022)	AAA	2.12%
8.80% LIC Housing Finance Ltd NCD (MD 25/01/2029)	AAA	2.02%
7.49% GRUH Finance Limited NCD (MD 31/10/2022)	AAA	1.97%
8.72% Shriram Transport Finance Co Ltd NCD (MD 27/03/2023)	AA+	1.86%
8.85% Bajaj Finance Ltd. NCD (MD 15/07/2026)	AAA	1.85%
7.90% HDFC Ltd. NCD (MD 24/08/2026)	AAA	1.73%
9.95% Food Corporation of India GOI Grnt NCD (MD 07/03/2022)	AAA	1.48%
8.75% Indiabulls Housing Finance Ltd. NCD (MD 26/09/2021)	AAA	1.31%
7.68% Fullerton India Credit Co Ltd S 56 NCD (MD 14/08/2020)	AAA	1.28%
8.75% Bajaj Finance Ltd. NCD (MD 14/08/2026)	AAA	1.08%
8.32% HDFC Ltd. NCD (MD 04/05/2026)	AAA	0.88%
8.90% Indiabulls Housing Finance Ltd. NCD (MD 26/09/2021)	AAA	0.88%
8.85% Axis Bank Ltd. NCD (MD 05/12/2024)	AAA	0.81%
10.63% IOT NCD Series IV-STRIP-6 (MD 20/09/2028)	AAA	0.68%
7.90% LICHF Ltd. NCD (MD 18/08/2026)	AAA	0.65%
7.83% LICHF Ltd. NCD (MD 25/09/2026) (P/C 26/11/2020)	AAA	0.52%
8.61% LICHF Ltd. NCD (MD 11/12/2019) (P/C 11/12/2015)	AAA	0.47%
9.39% LICHF Ltd. NCD (MD 23/08/2024) (P/C 26/08/2015)	AAA	0.46%
10.09% MRF Ltd. NCD (MD 27/05/2021)	AAA	0.45%
Others		2.76%
<b>Sovereign</b>		<b>16.61%</b>
7.32% GOI (MD 28/01/2024)	SOV	12.89%
7.26% GOI (MD 14/01/2029)	SOV	3.61%
8.28% GOI (MD 21/09/2027)	SOV	0.10%
<b>Money Market, Deposits &amp; Other</b>		<b>46.11%</b>
<b>Total</b>		<b>100.00%</b>

### Performance

Period	1 Month	6 Months	1 Year	2 Years	3 Years	Inception
Fund	0.87%	8.87%	14.16%	7.36%	7.58%	9.00%
Benchmark	0.48%	8.23%	13.29%	6.93%	7.72%	7.74%

Returns less than or equal to 1 year are absolute. Returns greater than 1 year are compounded annualised growth rate (CAGR). Past performance is not indicative of future performance

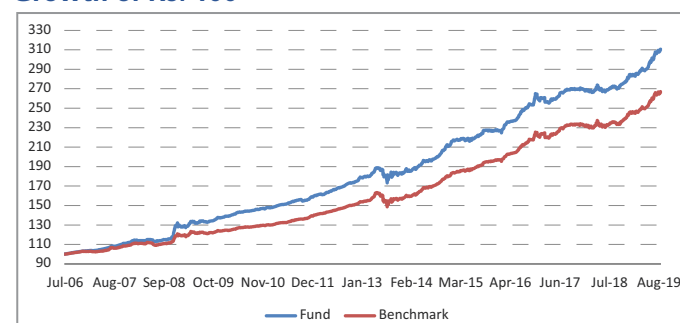
### Fund Details

Description	
SFIN Number	ULIF02610/07/06BONDFUNDLI116
Launch Date	10-Jul-06
Face Value	10
Risk Profile	Moderate
Benchmark	CRISIL Composite Bond Fund Index
Fund Manager Name	Durgadutt Dhar
Number of funds managed by fund manager:	
Equity	-
Debt	29
Hybrid	24
NAV as on 30-August-19	31.0434
AUM (Rs. Cr)	1,181.72
Equity	-
Debt	96.12%
Net current asset	3.88%

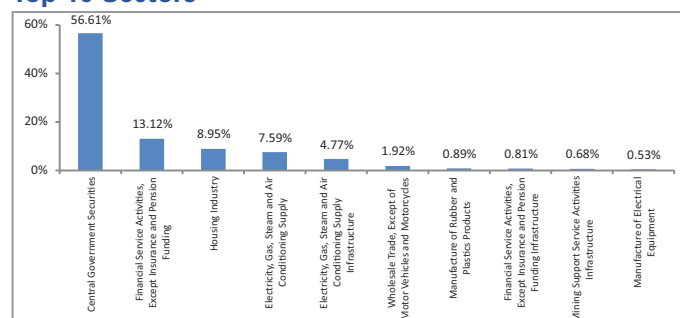
### Quantitative Indicators

Modified Duration in Years	2.45
Average Maturity in Years	3.30
Yield to Maturity in %	6.56%

### Growth of Rs. 100

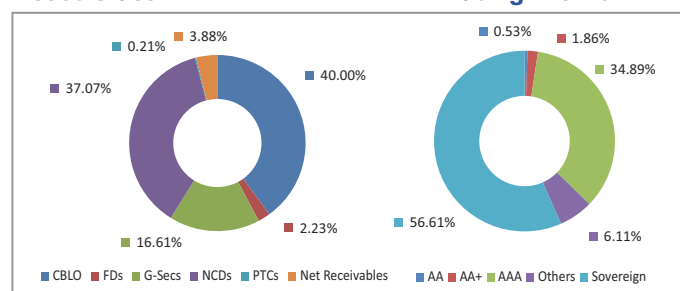


### Top 10 Sectors

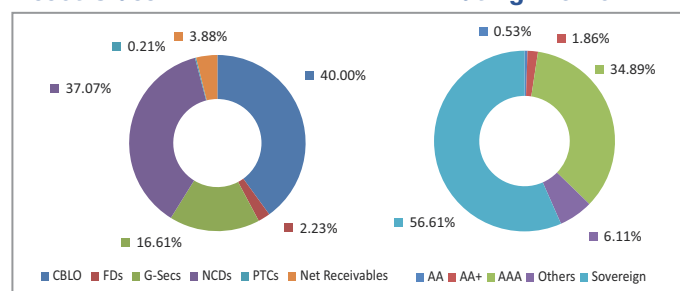


Note : "Financial & insurance activities" sector includes exposure to "Fixed Deposits" & "Certificate of Deposits".

### Asset Class



### Rating Profile



\*Others includes Equity, CBLO, Net receivable/payable and FD

August 2019

## Premier Bond Fund

### Fund Objective

To provide accumulation of income through investment in high quality fixed income securities.

### Portfolio Allocation

	Stated (%)	Actual (%)
G-Secs, Bonds, Fixed Deposits and Money Market instruments*	0 - 100	94.03
Net Current Assets*		5.97
<b>Total</b>		<b>100.00</b>

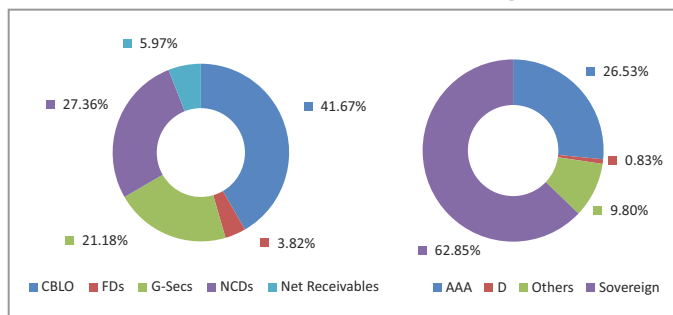
\*Net current asset represents net of receivables and payables for investments held.

\*Including Loan

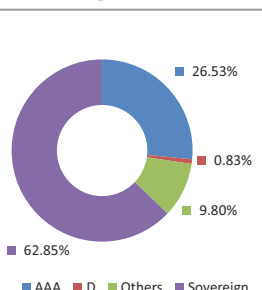
### Portfolio

Company/Issuer	Rating	Exposure (%)
<b>Corporate Bond</b>		<b>27.36%</b>
8.24% Power Grid Corporation(GOI Serviced) NCD (14/02/2029)	AAA	7.60%
8.30% NTPC Ltd NCD Series 67 Secured Bond (MD 15/01/2029)	AAA	7.55%
8.75% Indiabulls Housing Finance Ltd. NCD (MD 26/09/2021)	AAA	5.65%
9.39% LICHF Ltd. NCD (MD 23/08/2024) (P/C 26/08/2015)	AAA	3.90%
7.49% GRUH Finance Limited NCD (MD 31/10/2022)	AAA	1.83%
9.10% Dewan Housing Finance Corporation Ltd. (MD 09/09/2019)	D	0.83%
<b>Sovereign</b>		<b>21.18%</b>
7.32% GOI (MD 28/01/2024)	SOV	16.08%
7.26% GOI (MD 14/01/2029)	SOV	5.10%
<b>Money Market, Deposits &amp; Other</b>		<b>51.47%</b>
<b>Total</b>		<b>100.00%</b>

### Asset Class



### Rating Profile



\*Others includes Equity, CBLO, Net receivable/payable and FD

### Performance

Period	1 Month	6 Months	1 Year	2 Years	3 Years	Inception
Fund	0.32%	6.19%	10.23%	4.50%	4.22%	6.62%
Benchmark	0.48%	8.23%	13.29%	6.93%	7.72%	7.74%

Returns less than or equal to 1 year are absolute. Returns greater than 1 year are compounded annualised growth rate (CAGR). Past performance is not indicative of future performance

DHFL total exposure as on 30th August 2019 is Rs. 0.06 crore. Company has provided 60% of the investment based on realizable value assessment. Out of total investment, DHFL has defaulted on Rs. 0 crore exposure, which was due for maturity on 16th August 2019 and same is part of net current assets.

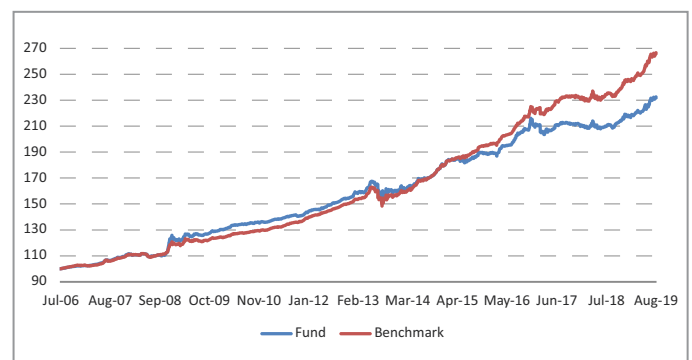
### Fund Details

Description	
SFIN Number	ULIF02821/07/06PREMIRBOND116
Launch Date	21-Jul-06
Face Value	10
Risk Profile	Moderate
Benchmark	CRISIL Composite Bond Fund Index
Fund Manager Name	Durgadutt Dhar
Number of funds managed by fund manager:	
Equity	-
Debt	29
Hybrid	24
NAV as on 30-August-19	23.1904
AUM (Rs. Cr)	2.78
Equity	-
Debt	94.03%
Net current asset	5.97%

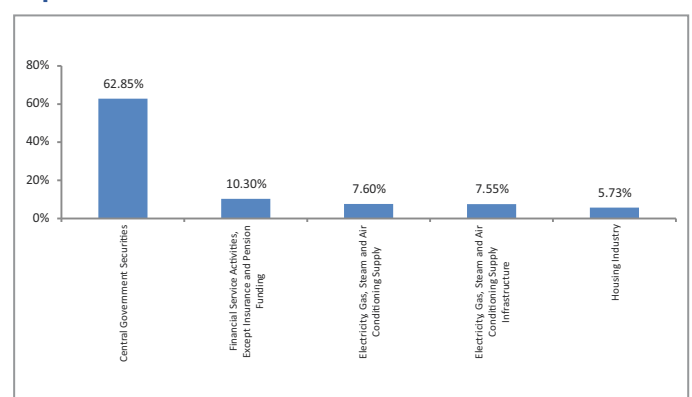
### Quantitative Indicators

Modified Duration in Years	2.39
Average Maturity in Years	3.23
Yield to Maturity in %	6.51%

### Growth of Rs. 100



### Top 10 Sectors



Note : 'Financial & insurance activities' sector includes exposure to 'Fixed Deposits' & 'Certificate of Deposits'.

August 2019

## Bond Pension Fund

### Fund Objective

To provide accumulation of income through investment in high quality fixed income securities.

### Portfolio Allocation

	Stated (%)	Actual (%)
Debt and money market instruments	0 - 100	96.38
Net Current Assets*		3.62
<b>Total</b>		<b>100.00</b>

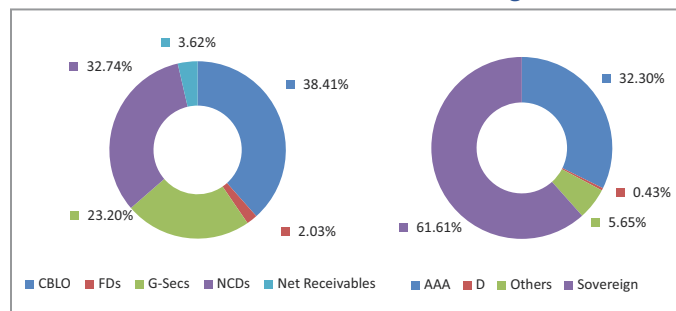
\*Net current asset represents net of receivables and payables for investments held.

### Portfolio

Company/Issuer	Rating	Exposure (%)
<b>Corporate Bond</b>		<b>32.74%</b>
8.24% Power Grid Corporation(GOI Serviced) NCD (14/02/2029)	AAA	8.03%
8.30% NTPC Ltd NCD Series 67 Secured Bond (MD 15/01/2029)	AAA	5.42%
7.39% LIC Housing Finance Ltd NCD (MD 30/08/2022)	AAA	3.02%
8.80% LIC Housing Finance Ltd NCD (MD 25/01/2029)	AAA	2.94%
8.75% HDFC Ltd NCD (MD 13/01/2020)	AAA	2.86%
8.57% Indiabulls Housing Finance Ltd. NCD (MD 30/03/2022)	AAA	2.82%
10.09% MRF Ltd. NCD (MD 27/05/2021)	AAA	2.56%
7.49% GRUH Finance Limited NCD (MD 31/10/2022)	AAA	2.49%
8.75% Indiabulls Housing Finance Ltd. NCD (MD 26/09/2021)	AAA	2.16%
9.10% Dewan Housing Finance Corporation Ltd. (MD 09/09/2019)	D	0.43%
<b>Sovereign</b>		<b>23.20%</b>
7.32% GOI (MD 28/01/2024)	SOV	14.37%
7.26% GOI (MD 14/01/2029)	SOV	8.83%
<b>Money Market, Deposits &amp; Other</b>		<b>44.06%</b>
<b>Total</b>		<b>100.00%</b>

### Asset Class

### Rating Profile



\*Others includes Equity, CBLO, Net receivable/payable and FD

### Performance

Period	1 Month	6 Months	1 Year	2 Years	3 Years	Inception
Fund	0.79%	7.81%	12.79%	6.82%	6.53%	8.88%
Benchmark	0.48%	8.23%	13.29%	6.93%	7.72%	7.74%

Returns less than or equal to 1 year are absolute. Returns greater than 1 year are compounded annualised growth rate (CAGR). Past performance is not indicative of future performance

DHFL total exposure as on 30th August 2019 is Rs. 0.4 crore. Company has provided 60% of the investment based on realizable value assessment. Out of total investment, DHFL has defaulted on Rs. 0 crore exposure, which was due for maturity on 16th August 2019 and same is part of net current assets.

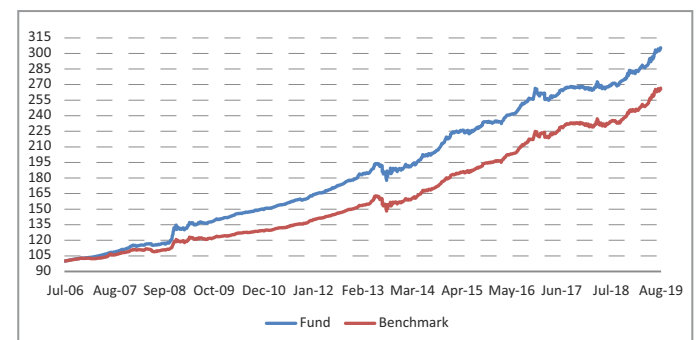
### Fund Details

Description	
SFIN Number	ULIF03524/07/06BONDPENFUN116
Launch Date	24-Jul-06
Face Value	10
Risk Profile	Moderate
Benchmark	CRISIL Composite Bond Fund Index
Fund Manager Name	Durgadutt Dhar
Number of funds managed by fund manager:	
Equity	-
Debt	29
Hybrid	24
NAV as on 30-August-19	30.5225
AUM (Rs. Cr)	36.85
Equity	-
Debt	96.38%
Net current asset	3.62%

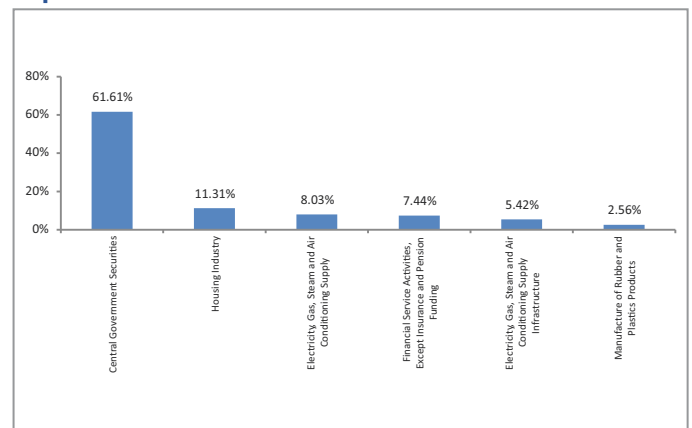
### Quantitative Indicators

Modified Duration in Years	2.58
Average Maturity in Years	3.52
Yield to Maturity in %	6.56%

### Growth of Rs. 100



### Top 10 Sectors



Note : 'Financial & insurance activities' sector includes exposure to 'Fixed Deposits' & 'Certificate of Deposits'.

August 2019

## Debt Fund

### Fund Objective

To provide accumulation of income through investment in high quality fixed income Securities.

### Portfolio Allocation

	Stated (%)	Actual (%)
Debt Instruments, FDs & Money Market Instruments*	0 - 100	96.91
Net Current Assets*		3.09
<b>Total</b>		<b>100.00</b>

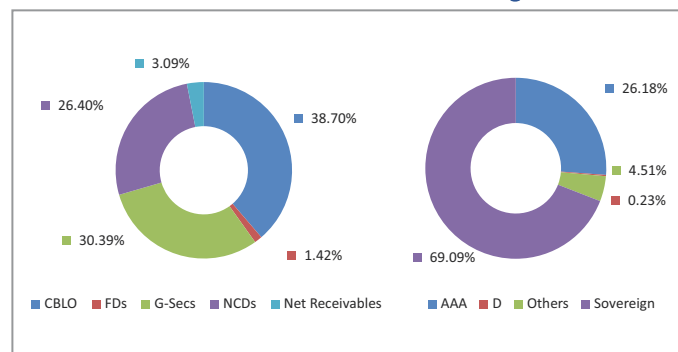
\*Net current asset represents net of receivables and payables for investments held.

\*Including Loan

### Portfolio

Company/Issuer	Rating	Exposure (%)
<b>Corporate Bond</b>		<b>26.40%</b>
8.24% Power Grid Corporation(GOI Serviced) NCD (14/02/2029)	AAA	7.45%
8.30% NTPC Ltd NCD Series 67 Secured Bond (MD 15/01/2029)	AAA	5.16%
8.57% Indiabulls Housing Finance Ltd. NCD (MD 30/03/2022)	AAA	4.00%
8.75% HDFC Ltd NCD (MD 13/01/2020)	AAA	2.90%
8.80% LIC Housing Finance Ltd NCD (MD 25/01/2029)	AAA	2.31%
8.60% LICHF Ltd. NCD Option I (MD 26/02/2021)	AAA	1.75%
10.09% MRF Ltd. NCD (MD 27/05/2021)	AAA	1.12%
8.58% LICHF Ltd. NCD (MD 01/08/2025) (P/C 03/05/2019)	AAA	0.67%
8.75% Indiabulls Housing Finance Ltd. NCD (MD 26/09/2021)	AAA	0.60%
9.10% Dewan Housing Finance Corporation Ltd. (MD 09/09/2019)	D	0.23%
Others		0.22%
<b>Sovereign</b>		<b>30.39%</b>
7.26% GOI (MD 14/01/2029)	SOV	15.81%
7.32% GOI (MD 28/01/2024)	SOV	14.58%
<b>Money Market, Deposits &amp; Other</b>		<b>43.21%</b>
<b>Total</b>		<b>100.00%</b>

### Asset Class



\*Others includes Equity, CBLO, Net receivable/payable and FD

### Performance

Period	1 Month	6 Months	1 Year	2 Years	3 Years	Inception
Fund	0.57%	6.92%	11.03%	5.07%	4.76%	6.21%
Benchmark	0.48%	8.23%	13.29%	6.93%	7.72%	6.84%

Returns less than or equal to 1 year are absolute. Returns greater than 1 year are compounded annualised growth rate (CAGR). Past performance is not indicative of future performance

DHFL total exposure as on 30th August 2019 is Rs. 0.56 crore. Company has provided 60% of the investment based on realizable value assessment. Out of total investment, DHFL has defaulted on Rs. 0.3 crore exposure, which was due for maturity on 16th August 2019 and same is part of net current assets.

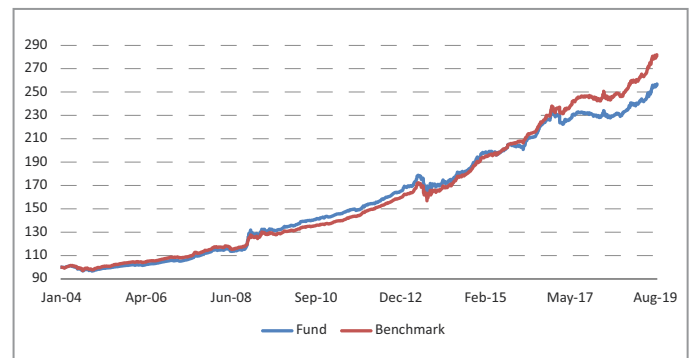
### Fund Details

Description	
SFIN Number	ULIF00415/01/04DEBTFUNDLI116
Launch Date	15-Jan-04
Face Value	10
Risk Profile	Moderate
Benchmark	CRISIL Composite Bond Fund Index
Fund Manager Name	Durgadutt Dhar
Number of funds managed by fund manager:	
Equity	-
Debt	29
Hybrid	24
NAV as on 30-August-19	25.6600
AUM (Rs. Cr)	46.83
Equity	-
Debt	96.91%
Net current asset	3.09%

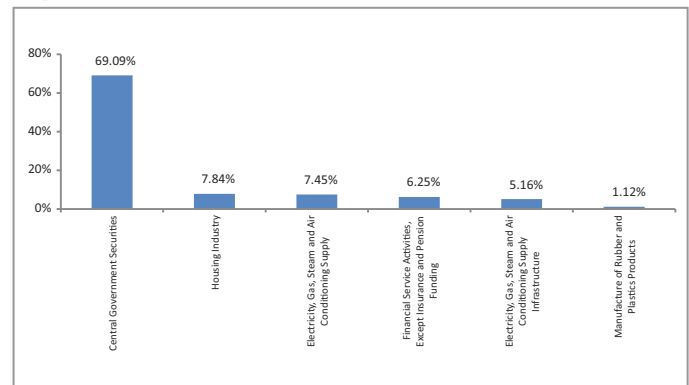
### Quantitative Indicators

Modified Duration in Years	2.84
Average Maturity in Years	3.90
Yield to Maturity in %	6.50%

### Growth of Rs. 100



### Top 10 Sectors



Note : 'Financial & insurance activities' sector includes exposure to 'Fixed Deposits' & 'Certificate of Deposits'.

August 2019

## Debt Plus Fund

### Fund Objective

To provide accumulation of income through investment in high quality fixed income Securities.

### Portfolio Allocation

	Stated (%)	Actual (%)
Debt Instruments, FDs & Money Market Instruments*	0 - 100	97.20
Net Current Assets*		2.80
<b>Total</b>		<b>100.00</b>

\*Net current asset represents net of receivables and payables for investments held.

\*Including Loan

### Portfolio

Company/Issuer	Rating	Exposure (%)
<b>Corporate Bond</b>		<b>26.60%</b>
8.24% Power Grid Corporation(GOI Serviced) NCD (14/02/2029)	AAA	7.08%
8.30% NTPC Ltd NCD Series 67 Secured Bond (MD 15/01/2029)	AAA	4.86%
8.70% HDFC Ltd (MD 15/12/2020)	AAA	2.77%
8.75% Indiabulls Housing Finance Ltd. NCD (MD 26/09/2021)	AAA	2.37%
7.49% GRUH Finance Limited NCD (MD 31/10/2022)	AAA	2.19%
8.57% Indiabulls Housing Finance Ltd. NCD (MD 30/03/2022)	AAA	2.16%
8.60% LICHF Ltd. NCD Option I (MD 26/02/2021)	AAA	1.79%
8.80% LIC Housing Finance Ltd NCD (MD 25/01/2029)	AAA	1.73%
8.37% LICHF Ltd. NCD (MD 21/05/2023)	AAA	0.83%
9.10% Dewan Housing Finance Corporation Ltd. (MD 09/09/2019)	D	0.48%
Others		0.35%
<b>Sovereign</b>		<b>29.65%</b>
7.26% GOI (MD 14/01/2029)	SOV	15.78%
7.32% GOI (MD 28/01/2024)	SOV	13.87%
<b>Money Market, Deposits &amp; Other</b>		<b>43.75%</b>
<b>Total</b>		<b>100.00%</b>

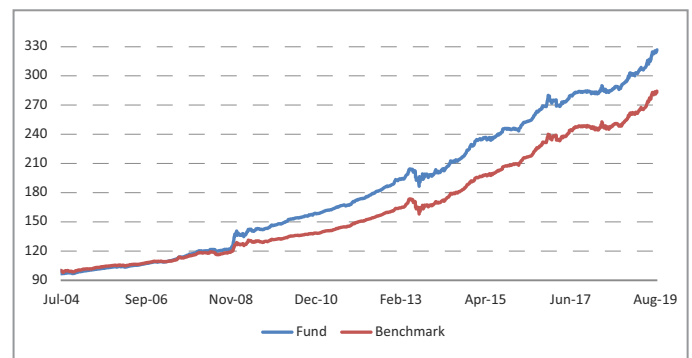
### Fund Details

Description	
SFIN Number	ULIF00923/07/04DEBTPLUSFU116
Launch Date	23-Jul-04
Face Value	10
Risk Profile	Moderate
Benchmark	CRISIL Composite Bond Fund Index
Fund Manager Name	Durgadutt Dhar
Number of funds managed by fund manager:	
Equity	-
Debt	29
Hybrid	24
NAV as on 30-August-19	32.6531
AUM (Rs. Cr)	62.70
Equity	-
Debt	97.20%
Net current asset	2.80%

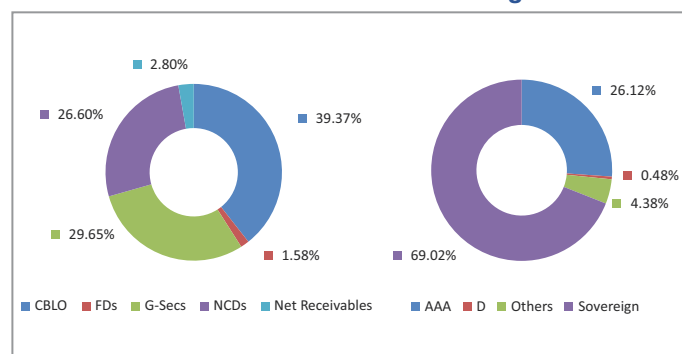
### Quantitative Indicators

Modified Duration in Years	2.81
Average Maturity in Years	3.82
Yield to Maturity in %	6.45%

### Growth of Rs. 100

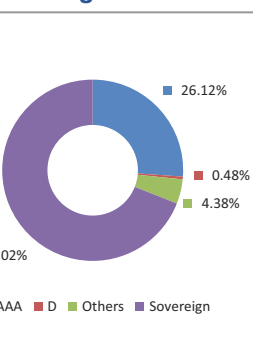


### Asset Class

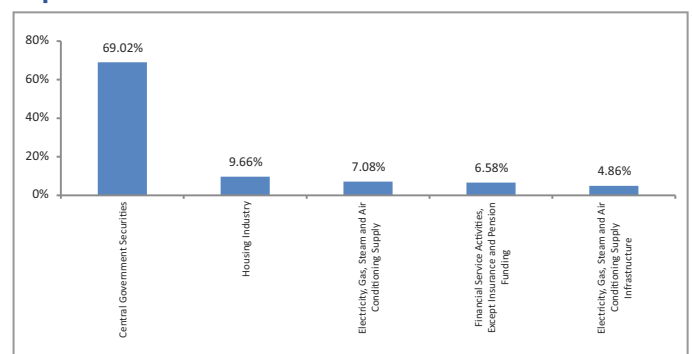


\*Others includes Equity, CBLO, Net receivable/payable and FD

### Rating Profile



### Top 10 Sectors



Note : 'Financial & insurance activities' sector includes exposure to 'Fixed Deposits' & 'Certificate of Deposits'.

### Performance

Period	1 Month	6 Months	1 Year	2 Years	3 Years	Inception
Fund	0.73%	7.82%	13.21%	7.34%	7.30%	8.15%
Benchmark	0.48%	8.23%	13.29%	6.93%	7.72%	7.14%

Returns less than or equal to 1 year are absolute. Returns greater than 1 year are compounded annualised growth rate (CAGR). Past performance is not indicative of future performance

DHFL total exposure as on 30th August 2019 is Rs. 0.75 crore. Company has provided 60% of the investment based on realizable value assessment. Out of total investment, DHFL has defaulted on Rs. 0 crore exposure, which was due for maturity on 16th August 2019 and same is part of net current assets.

August 2019

## Debt Plus Pension Fund

### Fund Objective

To provide accumulation of income through investment in high quality fixed income Securities.

### Portfolio Allocation

	Stated (%)	Actual (%)
Debt Instruments, FDs & Money Market Instruments*	0 - 100	96.51
Net Current Assets*		3.49
<b>Total</b>		<b>100.00</b>

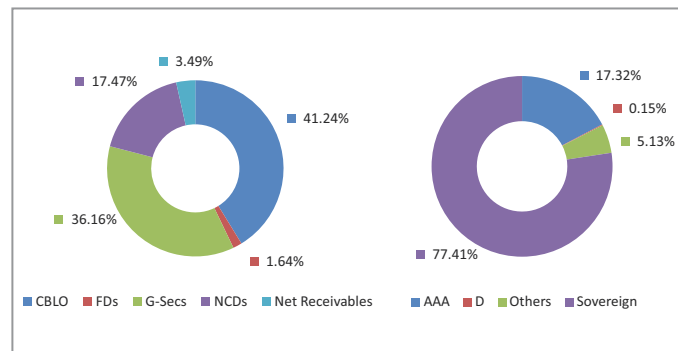
\*Net current asset represents net of receivables and payables for investments held.

\*Including Loan

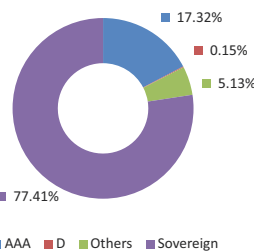
### Portfolio

Company/Issuer	Rating	Exposure (%)
<b>Corporate Bond</b>		<b>17.47%</b>
8.24% Power Grid Corporation(GOI Serviced) NCD (14/02/2029)	AAA	5.84%
8.30% NTPC Ltd NCD Series 67 Secured Bond (MD 15/01/2029)	AAA	3.87%
8.75% Indiabulls Housing Finance Ltd. NCD (MD 26/09/2021)	AAA	3.85%
8.70% HDFC Ltd (MD 15/12/2020)	AAA	1.88%
7.49% GRUH Finance Limited NCD (MD 31/10/2022)	AAA	1.88%
9.10% Dewan Housing Finance Corporation Ltd. (MD 09/09/2019)	D	0.15%
<b>Sovereign</b>		<b>36.16%</b>
7.26% GOI (MD 14/01/2029)	SOV	23.13%
7.32% GOI (MD 28/01/2024)	SOV	13.03%
<b>Money Market, Deposits &amp; Other</b>		<b>46.37%</b>
<b>Total</b>		<b>100.00%</b>

### Asset Class



### Rating Profile



\*Others includes Equity, CBLO, Net receivable/payable and FD

### Performance

Period	1 Month	6 Months	1 Year	2 Years	3 Years	Inception
Fund	0.51%	8.00%	13.74%	7.22%	7.54%	8.91%
Benchmark	0.48%	8.23%	13.29%	6.93%	7.72%	7.40%

Returns less than or equal to 1 year are absolute. Returns greater than 1 year are compounded annualised growth rate (CAGR). Past performance is not indicative of future performance

DHFL total exposure as on 30th August 2019 is Rs. 0.06 crore. Company has provided 60% of the investment based on realizable value assessment. Out of total investment, DHFL has defaulted on Rs. 0.04 crore exposure, which was due for maturity on 16th August 2019 and same is part of net current assets.

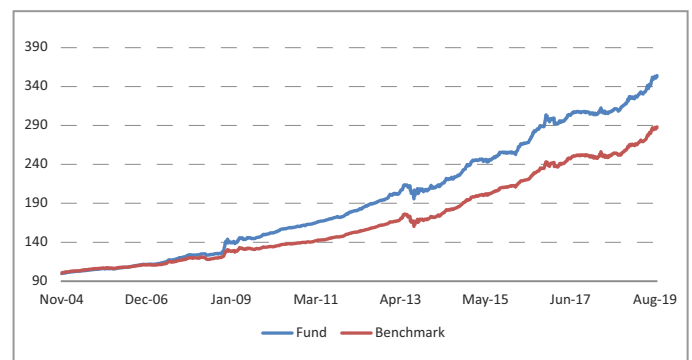
### Fund Details

Description	
SFIN Number	ULIF01518/11/04DEBTPLUPEN116
Launch Date	18-Nov-04
Face Value	10
Risk Profile	Moderate
Benchmark	CRISIL Composite Bond Fund Index
Fund Manager Name	Durgadutt Dhar
Number of funds managed by fund manager:	
Equity	-
Debt	29
Hybrid	24
NAV as on 30-August-19	35.3352
AUM (Rs. Cr)	5.43
Equity	-
Debt	96.51%
Net current asset	3.49%

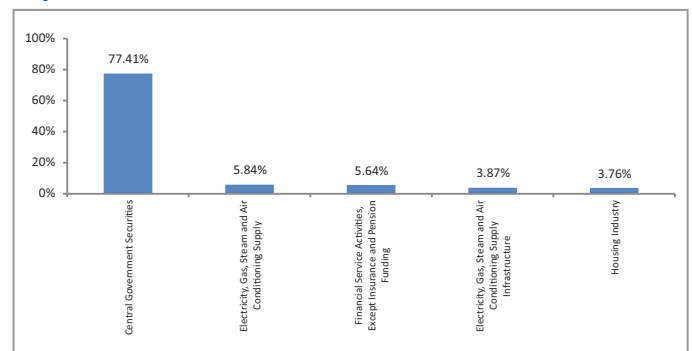
### Quantitative Indicators

Modified Duration in Years	2.92
Average Maturity in Years	3.98
Yield to Maturity in %	6.36%

### Growth of Rs. 100



### Top 10 Sectors



Note : 'Financial & insurance activities' sector includes exposure to 'Fixed Deposits' & 'Certificate of Deposits'.

August 2019

## Life Long Gain Fund

### Fund Objective

To provide accumulation of income through investment in high quality fixed income Securities.

### Portfolio Allocation

	Stated (%)	Actual (%)
Government Securities	25 - 100	71.21
Government Securities or Other Approved Securities (including above)	50 - 100	71.21
Approved Investments Infrastructure and Social Sector	15 - 100	16.30
Others*	0 - 35	9.49
Others Approved	0 - 15	-
Net Current Assets*		3.01
<b>Total</b>		<b>100.00</b>

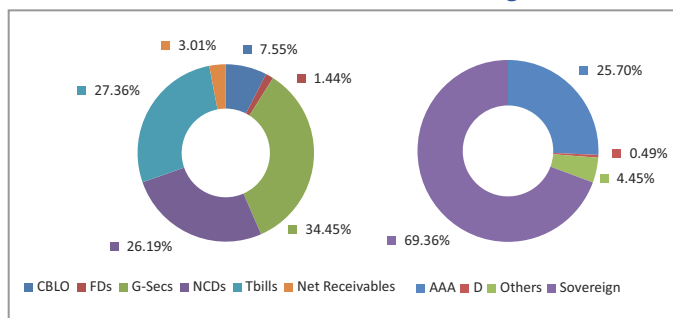
\*Net current asset represents net of receivables and payables for investments held.

\*Out of the 35%, not more than 15% of investment in 'Other than Approved Investment'

### Portfolio

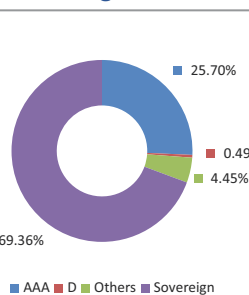
Company/Issuer	Rating	Exposure (%)
<b>Corporate Bond</b>		<b>26.19%</b>
8.24% Power Grid Corporation(GOI Serviced) NCD (14/02/2029)	AAA	9.40%
8.30% NTPC Ltd NCD Series 67 Secured Bond (MD 15/01/2029)	AAA	4.67%
8.75% Indiabulls Housing Finance Ltd. NCD (MD 26/09/2021)	AAA	4.61%
8.75% HDFC Ltd NCD (MD 13/01/2020)	AAA	2.51%
7.49% GRUH Finance Limited NCD (MD 31/10/2022)	AAA	2.26%
7.39% LIC Housing Finance Ltd NCD (MD 30/08/2022)	AAA	1.69%
8.60% LICHF Ltd. NCD (MD 28/12/2020)	AAA	0.57%
9.10% Dewan Housing Finance Corporation Ltd. (MD 09/09/2019)	D	0.49%
<b>Sovereign</b>		<b>34.45%</b>
7.26% GOI (MD 14/01/2029)	SOV	18.79%
7.32% GOI (MD 28/01/2024)	SOV	14.33%
8.28% GOI (MD 21/09/2027)	SOV	1.33%
<b>Money Market, Deposits &amp; Other</b>		<b>39.36%</b>
<b>Total</b>		<b>100.00%</b>

### Asset Class



\*Others includes Equity, CBLO, Net receivable/payable and FD

### Rating Profile



### Performance

Period	1 Month	6 Months	1 Year	2 Years	3 Years	Inception
Fund	0.60%	6.94%	11.56%	5.11%	5.22%	5.46%
Benchmark	0.48%	8.23%	13.29%	6.93%	7.72%	7.14%

Returns less than or equal to 1 year are absolute. Returns greater than 1 year are compounded annualised growth rate (CAGR). Past performance is not indicative of future performance

DHFL total exposure as on 30th August 2019 is Rs. 0.22 crore. Company has provided 60% of the investment based on realizable value assessment. Out of total investment, DHFL has defaulted on Rs. 0 crore exposure, which was due for maturity on 16th August 2019 and same is part of net current assets.

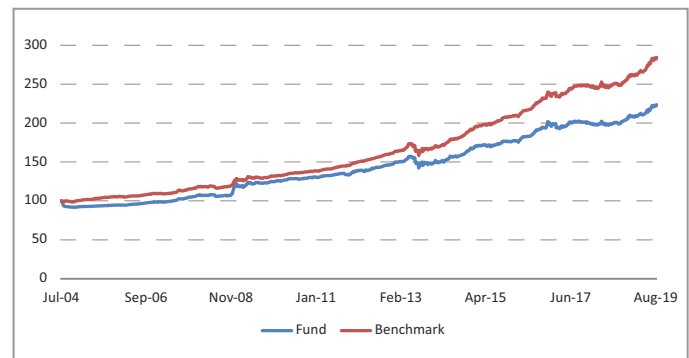
### Fund Details

Description	
SFIN Number	ULIF01123/07/04LIFELOGAIN116
Launch Date	23-Jul-04
Face Value	10
Risk Profile	Moderate
Benchmark	CRISIL Composite Bond Fund Index
Fund Manager Name	Durgadutt Dhar
Number of funds managed by fund manager:	
Equity	-
Debt	29
Hybrid	24
NAV as on 30-August-19	22.3258
AUM (Rs. Cr)	18.00
Equity	-
Debt	96.99%
Net current asset	3.01%

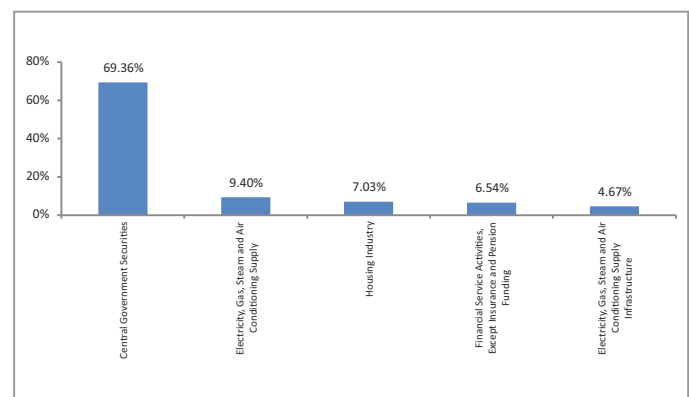
### Quantitative Indicators

Modified Duration in Years	3.16
Average Maturity in Years	4.29
Yield to Maturity in %	6.40%

### Growth of Rs. 100



### Top 10 Sectors



Note : 'Financial & insurance activities' sector includes exposure to 'Fixed Deposits' & 'Certificate of Deposits'.

August 2019

## Premier Debt Fund

### Fund Objective

To provide accumulation of income through investment in high quality fixed income Securities.

### Portfolio Allocation

	Stated (%)	Actual (%)
G-Secs, Bonds, Fixed Deposits and Money Market instruments	0 - 100	95.65
Net Current Assets*		4.35
<b>Total</b>		<b>100.00</b>

\*Net current asset represents net of receivables and payables for investments held.

### Portfolio

Company/Issuer	Rating	Exposure (%)
<b>Corporate Bond</b>		<b>18.98%</b>
8.24% Power Grid Corporation(GOI Serviced) NCD (14/02/2029)	AAA	6.43%
8.75% Indiabulls Housing Finance Ltd. NCD (MD 26/09/2021)	AAA	4.75%
8.30% NTPC Ltd NCD Series 67 Secured Bond (MD 15/01/2029)	AAA	3.19%
8.75% HDFC Ltd NCD (MD 13/01/2020)	AAA	3.05%
7.49% GRUH Finance Limited NCD (MD 31/10/2022)	AAA	1.55%
<b>Sovereign</b>		<b>35.00%</b>
7.26% GOI (MD 14/01/2029)	SOV	21.40%
7.32% GOI (MD 28/01/2024)	SOV	13.61%
<b>Money Market, Deposits &amp; Other</b>		<b>46.02%</b>
<b>Total</b>		<b>100.00%</b>

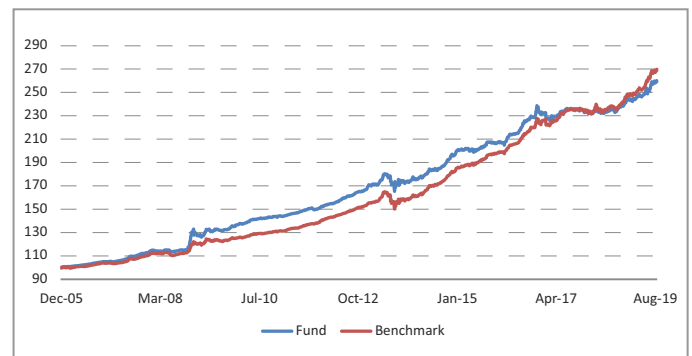
### Fund Details

Description	
SFIN Number	ULIF02317/12/05PRERDEBTFU116
Launch Date	17-Dec-05
Face Value	10
Risk Profile	Moderate
Benchmark	CRISIL Composite Bond Fund Index
Fund Manager Name	Durgadutt Dhar
Number of funds managed by fund manager:	
Equity	-
Debt	29
Hybrid	24
NAV as on 30-August-19	25.9422
AUM (Rs. Cr)	3.29
Equity	-
Debt	95.65%
Net current asset	4.35%

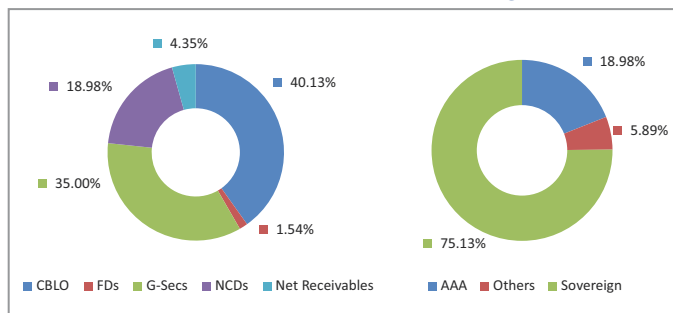
### Quantitative Indicators

Modified Duration in Years	2.83
Average Maturity in Years	3.86
Yield to Maturity in %	6.43%

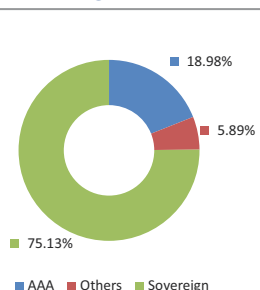
### Growth of Rs. 100



### Asset Class

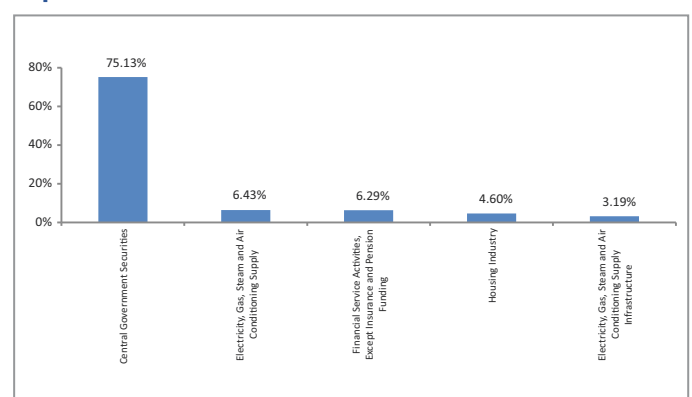


### Rating Profile



\*Others includes Equity, CBLO, Net receivable/payable and FD

### Top 10 Sectors



Note : 'Financial & insurance activities' sector includes exposure to 'Fixed Deposits' & 'Certificate of Deposits'.

### Performance

Period	1 Month	6 Months	1 Year	2 Years	3 Years	Inception
Fund	0.30%	6.17%	10.50%	4.89%	4.71%	7.20%
Benchmark	0.48%	8.23%	13.29%	6.93%	7.72%	7.49%

Returns less than or equal to 1 year are absolute. Returns greater than 1 year are compounded annualised growth rate (CAGR). Past performance is not indicative of future performance

DHFL total exposure as on 30th August 2019 is Rs. 0.07 crore. Company has provided 60% of the investment based on realizable value assessment. Out of total investment, DHFL has defaulted on Rs. 0.07 crore exposure, which was due for maturity on 16th August 2019 and same is part of net current assets.

August 2019

## Liquid Fund

### Fund Objective

To have a Fund that protects the invested capital through investments in liquid money market and short-term instruments like commercial papers, certificate of deposits, money market mutual funds, and bank FDs etc.

### Portfolio Allocation

	Stated (%)	Actual (%)
Bank deposits and money Market Instruments	0 - 100	99.99
Net Current Assets*		0.01
<b>Total</b>		<b>100.00</b>

\*Net current asset represents net of receivables and payables for investments held.

### Portfolio

Company/Issuer	Rating	Exposure (%)
<b>Money Market, Deposits</b>		<b>2.00%</b>
TREP (MD 03/09/2019)	AAA	2.00%
<b>Sovereign</b>		<b>97.99%</b>
364 Days Tbill (MD 05/12/2019)	SOV	25.15%
364 Days Tbill (MD 19/12/2019)	SOV	19.73%
182 Days T-Bill (MD 23/01/2020)	SOV	18.68%
364 Days Tbill (MD 09/01/2020)	SOV	13.74%
182 Days T-Bill (MD 09/01/2020)	SOV	7.61%
364 Days T-Bill (MD 10/10/2019)	SOV	6.40%
364 Days T-Bill (MD 14/11/2019)	SOV	5.53%
364 Days T-Bill (MD 18/06/2020)	SOV	0.92%
364 Days Tbill (MD 03/10/2019)	SOV	0.22%
182 Days T-Bill (MD 05/12/2019)	SOV	0.02%
Other		0.01%
<b>Total</b>		<b>100.00%</b>

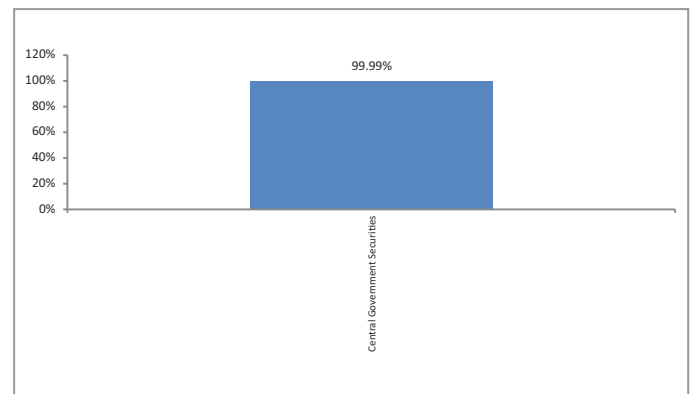
### Fund Details

Description	
SFIN Number	ULIF02510/07/06LIQUIDFUND116
Launch Date	10-Jul-06
Face Value	10
Risk Profile	Low
Benchmark	CRISIL Liquid Fund Index
Fund Manager Name	Durgadutt Dhar
Number of funds managed by fund manager:	
Equity	-
Debt	29
Hybrid	24
NAV as on 30-August-19	24.9854
AUM (Rs. Cr)	228.93
Equity	-
Debt	99.99%
Net current asset	0.01%

### Quantitative Indicators

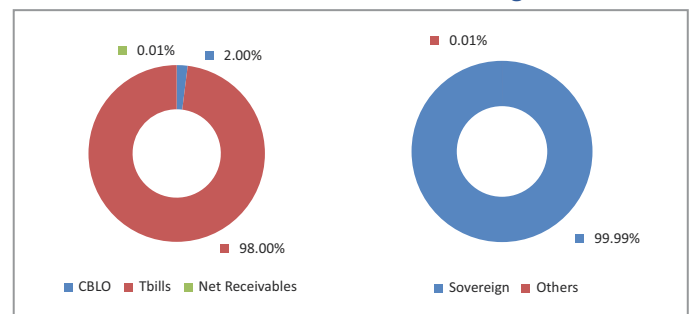
Modified Duration in Years	0.31
Average Maturity in Years	0.31
Yield to Maturity in %	6.43%

### Top 10 Sectors

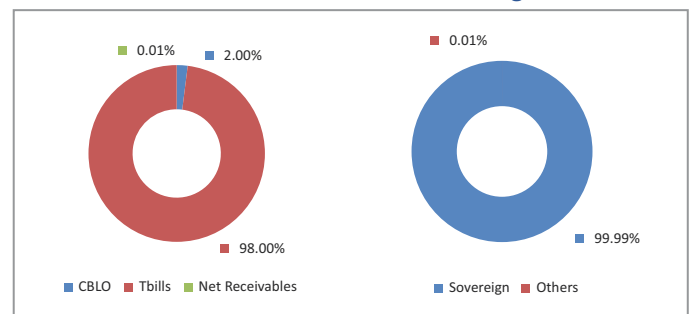


Note : 'Financial & insurance activities' sector includes exposure to 'Fixed Deposits' & 'Certificate of Deposits'.

### Asset Class



### Rating Profile



\*Others includes Equity, CBLO, Net receivable/payable and FD

### Performance

Period	1 Month	6 Months	1 Year	2 Years	3 Years	Inception
Fund	0.44%	0.48%	-3.02%	1.25%	2.90%	7.21%
Benchmark	0.51%	3.59%	7.47%	7.31%	7.13%	7.49%

Returns less than or equal to 1 year are absolute. Returns greater than 1 year are compounded annualised growth rate (CAGR). Past performance is not indicative of future performance

August 2019

## Liquid Pension Fund

### Fund Objective

To have a fund that protects invested capital through investments in liquid money market and short-term instruments.

### Portfolio Allocation

	Stated (%)	Actual (%)
FD & Money market instruments*	0 - 100	99.77
Net Current Assets*		0.23
<b>Total</b>		<b>100.00</b>

\*Net current asset represents net of receivables and payables for investments held.

\*Including Fixed Deposits

### Portfolio

Company/Issuer	Rating	Exposure (%)
<b>Money Market, Deposits &amp; Other</b>		<b>100.00%</b>
<b>Total</b>		<b>100.00%</b>

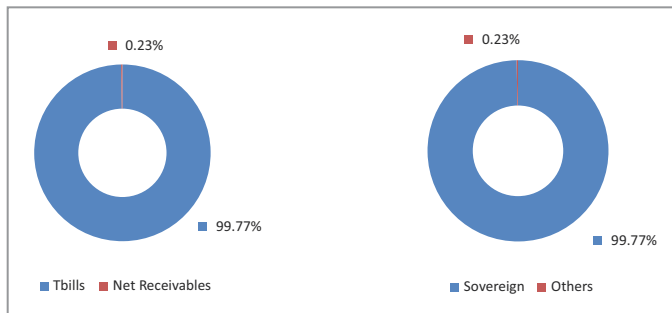
### Fund Details

Description	
SFIN Number	ULIF04124/07/06LIQPENFUND116
Launch Date	24-Jul-06
Face Value	10
Risk Profile	Low
Benchmark	CRISIL Liquid Fund Index
Fund Manager Name	Durgadutt Dhar
Number of funds managed by fund manager:	
Equity	-
Debt	29
Hybrid	24
NAV as on 30-August-19	24.6748
AUM (Rs. Cr)	5.28
Equity	-
Debt	99.77%
Net current asset	0.23%

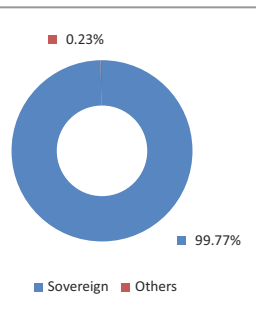
### Quantitative Indicators

Modified Duration in Years	0.24
Average Maturity in Years	0.24
Yield to Maturity in %	6.26%

### Asset Class

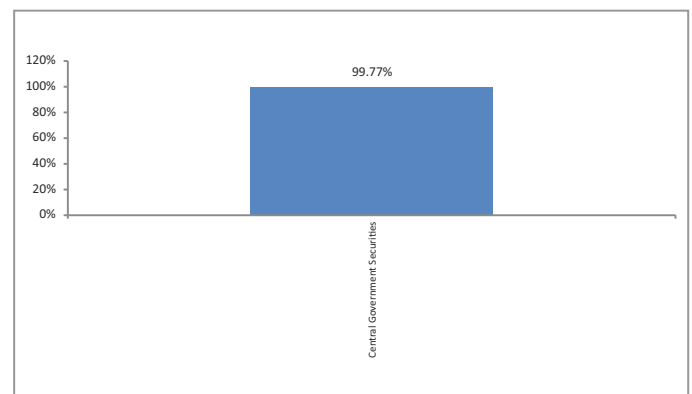


### Rating Profile



\*Others includes Equity, CBLO, Net receivable/payable and FD

### Top 10 Sectors



Note : 'Financial & insurance activities' sector includes exposure to 'Fixed Deposits' & 'Certificate of Deposits'.

### Performance

Period	1 Month	6 Months	1 Year	2 Years	3 Years	Inception
Fund	0.43%	-0.15%	-4.21%	0.59%	2.32%	7.13%
Benchmark	0.51%	3.59%	7.47%	7.31%	7.13%	7.49%

Returns less than or equal to 1 year are absolute. Returns greater than 1 year are compounded annualised growth rate (CAGR). Past performance is not indicative of future performance

August 2019

## Cash Fund

### Fund Objective

To have a fund that protects invested capital through investments in liquid money market and short-term instruments.

### Portfolio Allocation

	Stated (%)	Actual (%)
Money market instruments and short term debt*	0 - 100	99.96
Net Current Assets*		0.04
<b>Total</b>		<b>100.00</b>

\*Net current asset represents net of receivables and payables for investments held.

\* Including Fixed Deposits

### Portfolio

Company/Issuer	Rating	Exposure (%)
Money Market, Deposits & Other		100.00%
<b>Total</b>		<b>100.00%</b>

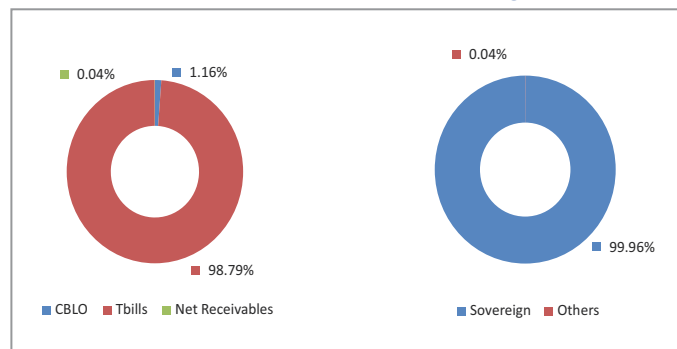
### Fund Details

Description	
SFIN Number	ULIF00215/01/04CASHFUNDLI116
Launch Date	15-Jan-04
Face Value	10
Risk Profile	Low
Benchmark	CRISIL Liquid Fund Index
Fund Manager Name	Durgadutt Dhar
Number of funds managed by fund manager:	
Equity	-
Debt	29
Hybrid	24
NAV as on 30-August-19	24.3540
AUM (Rs. Cr)	34.39
Equity	-
Debt	99.96%
Net current asset	0.04%

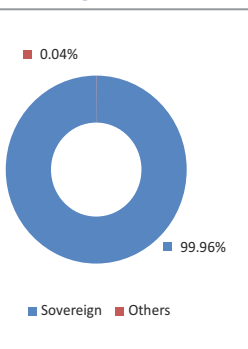
### Quantitative Indicators

Modified Duration in Years	0.36
Average Maturity in Years	0.36
Yield to Maturity in %	5.96%

### Asset Class

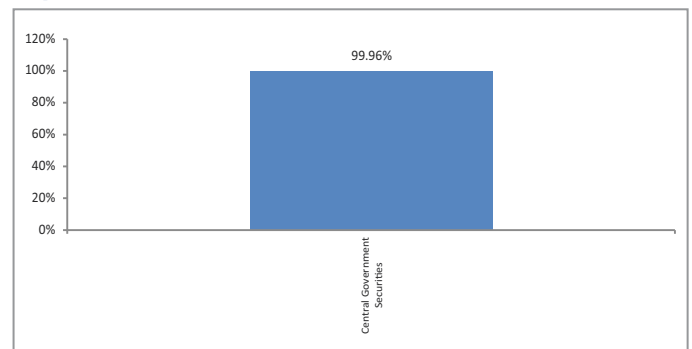


### Rating Profile



\*Others includes Equity, CBLO, Net receivable/payable and FD

### Top 10 Sectors



Note : 'Financial & insurance activities' sector includes exposure to 'Fixed Deposits' & 'Certificate of Deposits'.

### Performance

Period	1 Month	6 Months	1 Year	2 Years	3 Years	Inception
Fund	0.27%	1.99%	4.66%	4.35%	4.37%	5.86%
Benchmark	0.51%	3.59%	7.47%	7.31%	7.13%	7.04%

Returns less than or equal to 1 year are absolute. Returns greater than 1 year are compounded annualised growth rate (CAGR). Past performance is not indicative of future performance

August 2019

## Cash Plus Fund

### Fund Objective

To have a fund that protects invested capital through investments in liquid money market and short-term instruments.

### Portfolio Allocation

	Stated (%)	Actual (%)
Money market instruments and short term debt*	0 - 100	99.97
Net Current Assets*		0.03
<b>Total</b>		<b>100.00</b>

\*Net current asset represents net of receivables and payables for investments held.

\* Including Fixed Deposits

### Portfolio

Company/Issuer	Rating	Exposure (%)
Money Market, Deposits & Other		100.00%
<b>Total</b>		<b>100.00%</b>

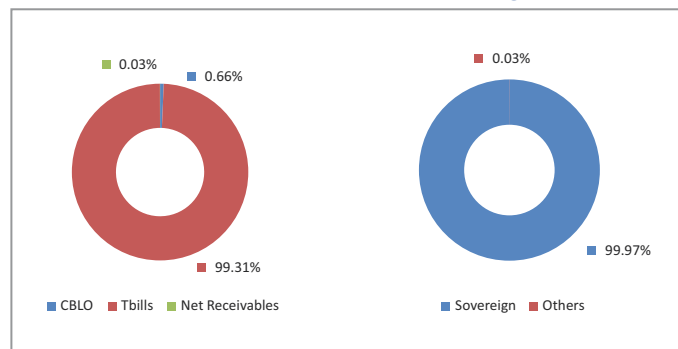
### Fund Details

Description	
SFIN Number	ULIF01023/07/04CASHPLUSFU116
Launch Date	23-Jul-04
Face Value	10
Risk Profile	Low
Benchmark	CRISIL Liquid Fund Index
Fund Manager Name	Durgadutt Dhar
Number of funds managed by fund manager:	
Equity	-
Debt	29
Hybrid	24
NAV as on 30-August-19	31.3368
AUM (Rs. Cr)	55.92
Equity	-
Debt	99.97%
Net current asset	0.03%

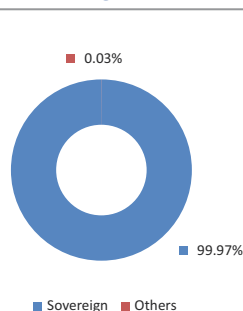
### Quantitative Indicators

Modified Duration in Years	0.35
Average Maturity in Years	0.35
Yield to Maturity in %	6.00%

### Asset Class

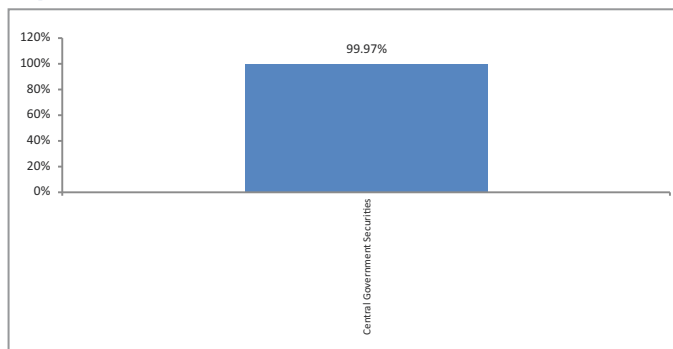


### Rating Profile



\*Others includes Equity, CBLO, Net receivable/payable and FD

### Top 10 Sectors



Note : 'Financial & insurance activities' sector includes exposure to 'Fixed Deposits' & 'Certificate of Deposits'.

### Performance

Period	1 Month	6 Months	1 Year	2 Years	3 Years	Inception
Fund	0.43%	2.97%	6.66%	6.31%	6.38%	7.85%
Benchmark	0.51%	3.59%	7.47%	7.31%	7.13%	7.14%

Returns less than or equal to 1 year are absolute. Returns greater than 1 year are compounded annualised growth rate (CAGR). Past performance is not indicative of future performance

August 2019

## Cash Plus Pension Fund

### Fund Objective

To have a fund that protects invested capital through investments in liquid money market and short-term instruments.

### Portfolio Allocation

	Stated (%)	Actual (%)
Money market instruments and short term debt*	0 - 100	99.24
Net Current Assets*		0.76
<b>Total</b>		<b>100.00</b>

\*Net current asset represents net of receivables and payables for investments held.

\* Including Fixed Deposits

### Portfolio

Company/Issuer	Rating	Exposure (%)
Money Market, Deposits & Other		100.00%
<b>Total</b>		<b>100.00%</b>

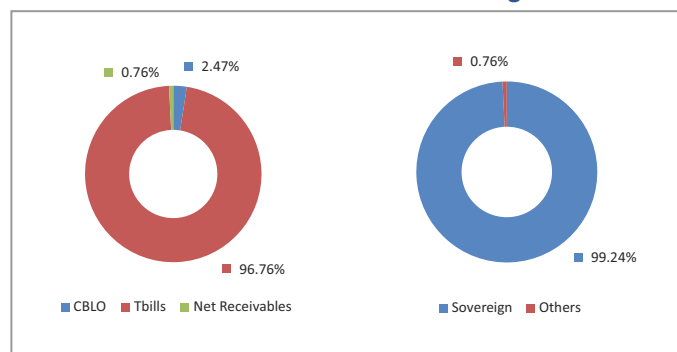
### Fund Details

Description	
SFIN Number	ULIF01618/11/04CASHPLUPEN116
Launch Date	18-Nov-04
Face Value	10
Risk Profile	Low
Benchmark	CRISIL Liquid Fund Index
Fund Manager Name	Durgadutt Dhar
Number of funds managed by fund manager:	
Equity	-
Debt	29
Hybrid	24
NAV as on 30-August-19	31.3571
AUM (Rs. Cr)	2.02
Equity	-
Debt	99.24%
Net current asset	0.76%

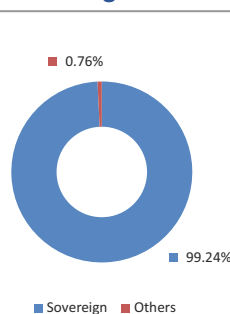
### Quantitative Indicators

Modified Duration in Years	0.28
Average Maturity in Years	0.28
Yield to Maturity in %	6.30%

### Asset Class

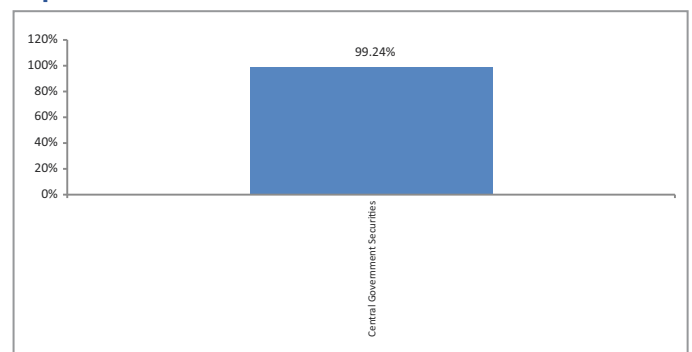


### Rating Profile



\*Others includes Equity, CBLO, Net receivable/payable and FD

### Top 10 Sectors



Note : 'Financial & insurance activities' sector includes exposure to 'Fixed Deposits' & 'Certificate of Deposits'.

### Performance

Period	1 Month	6 Months	1 Year	2 Years	3 Years	Inception
Fund	0.45%	2.89%	6.25%	6.12%	6.18%	8.03%
Benchmark	0.51%	3.59%	7.47%	7.31%	7.13%	7.22%

Returns less than or equal to 1 year are absolute. Returns greater than 1 year are compounded annualised growth rate (CAGR). Past performance is not indicative of future performance

August 2019

## Max Gain Fund I

### Fund Objective

To provide a participation in the upside of the equity market while ensuring highest unit price recorded during the policy term at maturity. The Investment strategy will include dynamic asset allocation between equities, debt and cash. It will also ensure that the gains of the fund are locked-in during the term to achieve the payment of highest unit price recorded during the policy term at maturity.

### Portfolio Allocation

	Stated (%)	Actual (%)
Equity & Equity Derivatives	0 - 100	-
Debt and Debt Derivatives	0 - 100	84.49
Money market instruments, liquid Mutual Funds	0 - 100	3.96
Net Current Assets <sup>#</sup>		11.54
<b>Total</b>		<b>100.00</b>

<sup>#</sup>Net current asset represents net of receivables and payables for investments held.

### Portfolio

Company/Issuer	Sector/Rating	Exposure (%)
<b>Corporate Bond</b>		<b>30.61%</b>
8.75% Indiabulls Housing Finance Ltd. NCD (MD 26/09/2021)	AAA	4.06%
9.29% P F C Ltd. NCD (MD 21/08/2022) (P/C 21/08/2020)	AAA	2.64%
8.72% Shriram Transport Finance Co Ltd NCD (MD 27/03/2023)	AA+	2.61%
7.49% GRUH Finance Limited NCD (MD 31/10/2022)	AAA	2.25%
7.83% LICHF Ltd. NCD (MD 25/09/2026) (P/C 26/11/2020)	AAA	1.86%
8.87% P F C Ltd. NCD (MD 18/03/2023) (P/C 18/03/2020)	AAA	1.51%
NOVO X Trust - Locomotive Series T (MD 15/10/2020)	AAA	1.45%
8.50% IRFC Ltd. (MD 22/06/2020)	AAA	1.32%
8.5935%IDFC First Bank Ltd. NCD (MD 21/10/2021)(Cmpd Annually)	AA	1.14%
8.90% Indiabulls Housing Finance Ltd. NCD (MD 26/09/2021)	AAA	1.06%
Others		10.71%
<b>Sovereign</b>		<b>46.80%</b>
7.80% GOI (MD 11/04/2021)	SOV	11.04%
7.37% GOI (MD 16/04/2023)	SOV	7.78%
8.12% GOI (MD 10/12/2020)	SOV	6.70%
8.90% Maharashtra SDL (MD 21/11/2022)	SOV	5.58%
7.32% GOI (MD 28/01/2024)	SOV	4.50%
6.84% GOI (MD 19/12/2022)	SOV	3.83%
8.80% GOI (MD 02/08/2022)	SOV	3.15%
8.88% Gujarat SDL (MD 06/06/2022)	SOV	2.37%
8.27% Rajasthan Uday SDL (MD 23/06/2023)	SOV	0.85%
7.68% GOI (MD 15/12/2023)	SOV	0.42%
Others		0.58%
<b>Money Market, Deposits &amp; Other</b>		<b>22.59%</b>
<b>Total</b>		<b>100.00%</b>

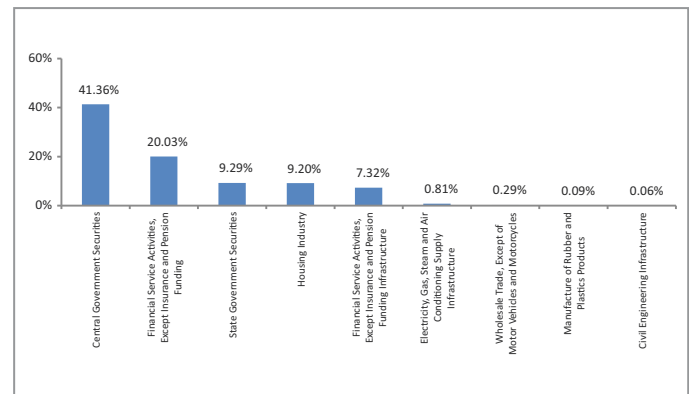
### Fund Details

Description		
SFIN Number	ULIF05017/12/09MAXGAINF01116	
Launch Date	15-Dec-09	
Face Value	10	
Risk Profile	High	
Benchmark	-	
Fund Manager Name	Reshma Banda, Durgadutt Dhar	
Number of funds managed by fund manager:	Reshma Banda	Durgadutt Dhar
Equity	28	-
Debt	-	29
Hybrid	25	24
NAV as on 30-August-19	20.1575	
AUM (Rs. Cr)	670.38	
Equity	-	
Debt	88.46%	
Net current asset	11.54%	

### Quantitative Indicators

Modified Duration in Years	1.94
Average Maturity in Years	2.16
Yield to Maturity in %	6.68%

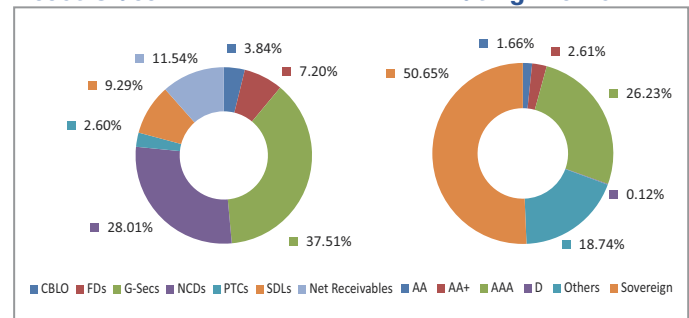
### Top 10 Sectors



Note : 'Financial & insurance activities' sector includes exposure to 'Fixed Deposits' & 'Certificate of Deposits'.

### Asset Class

### Rating Profile



\*Others includes Equity, CBLO, Net receivable/payable and FD

### Performance

Period	1 Month	6 Months	1 Year	2 Years	3 Years	Inception
Fund	0.76%	3.88%	7.98%	5.24%	4.94%	7.48%
Benchmark	-	-	-	-	-	-

Returns less than or equal to 1 year are absolute. Returns greater than 1 year are compounded annualised growth rate (CAGR). Past performance is not indicative of future performance

DHFL total exposure as on 30th August 2019 is Rs. 5.97 crore. Company has provided 60% of the investment based on realizable value assessment. Out of total investment, DHFL has defaulted on Rs. 3.95 crore exposure, which was due for maturity on 16th August 2019 and same is part of net current assets.

August 2019

## Max Gain Fund II

### Fund Objective

To provide a participation in the upside of the equity market while guaranteeing the highest unit price recorded during the policy term at maturity. The Investment strategy consists of dynamic asset allocation between equities, debt and cash. It ensures that the gains of the fund are locked-in so as to guarantee the highest unit price recorded during the policy term at maturity.

### Portfolio Allocation

	Stated (%)	Actual (%)
Equity & Equity Derivatives*	0 - 100	-
Debt & Debt Derivatives*	0 - 100	86.71
Mutual Funds and Money market instruments	0 - 100	5.00
Net Current Assets*		8.29
<b>Total</b>		<b>100.00</b>

\*Net current asset represents net of receivables and payables for investments held.

\*as and when allowed by IRDA

### Portfolio

Company/Issuer	Sector/Rating	Exposure (%)
<b>Corporate Bond</b>		
8.60% LICHT Ltd. NCD Option I (MD 26/02/2021)	AAA	4.74%
8.57% Indiabulls Housing Finance Ltd. NCD (MD 30/03/2022)	AAA	4.05%
8.72% Shriram Transport Finance Co Ltd NCD (MD 27/03/2023)	AA+	3.90%
9.95% Food Corporation of India GOI Grnt NCD (MD 07/03/2022)	AAA	3.00%
7.49% GRUH Finance Limited NCD (MD 31/10/2022)	AAA	2.23%
NOVO X Trust - Locomotive Series S (MD 15/04/2020)	AAA	1.87%
NOVO X Trust - Locomotive Series U (MD 15/04/2021)	AAA	1.04%
8.75% Indiabulls Housing Finance Ltd. NCD (MD 26/09/2021)	AAA	0.95%
8.75% HDFC Ltd NCD (MD 13/01/2020)	AAA	0.58%
8.85% Axis Bank Ltd. NCD (MD 05/12/2024)	AAA	0.44%
Others		2.20%
<b>Sovereign</b>		
6.84% GOI (MD 19/12/2022)	SOV	25.03%
7.37% GOI (MD 16/04/2023)	SOV	12.77%
7.32% GOI (MD 28/01/2024)	SOV	5.17%
7.80% GOI (MD 11/04/2021)	SOV	4.42%
7.16% GOI (MD 20/05/2023)	SOV	4.05%
8.29% Rajasthan Uday SDL (MD 23/06/2024)	SOV	3.00%
7.68% GOI (MD 15/12/2023)	SOV	1.32%
8.12% GOI (MD 10/12/2020)	SOV	0.76%
8.15% GOI (MD 11/06/2022)	SOV	0.04%
8.27% Rajasthan Uday SDL (MD 23/06/2023)	SOV	0.03%
<b>Money Market, Deposits &amp; Other</b>		
		<b>18.40%</b>
<b>Total</b>		<b>100.00%</b>

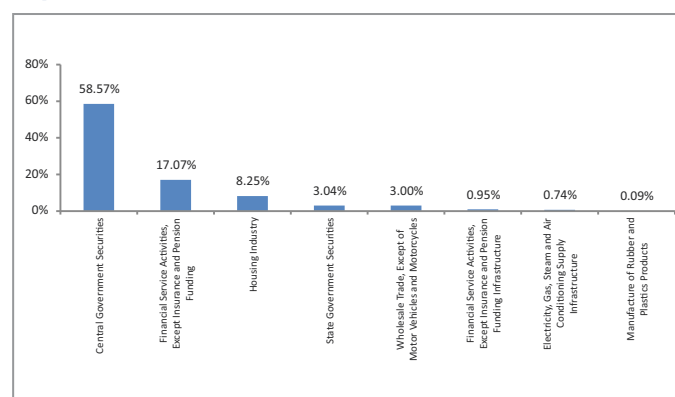
### Fund Details

Description		
SFIN Number	ULIF05814/09/10MAXGAINF02116	
Launch Date	14-Sep-10	
Face Value	10	
Risk Profile	High	
Benchmark	-	
Fund Manager Name	Reshma Banda, Durgadutt Dhar	
Number of funds managed by fund manager:	Reshma Banda	Durgadutt Dhar
Equity	28	-
Debt	-	29
Hybrid	25	24
NAV as on 30-August-19	19.6946	
AUM (Rs. Cr)	120.85	
Equity	-	
Debt	91.71%	
Net current asset	8.29%	

### Quantitative Indicators

Modified Duration in Years	2.39
Average Maturity in Years	2.79
Yield to Maturity in %	6.52%

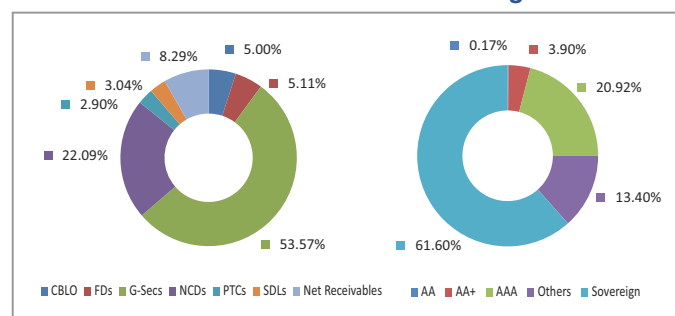
### Top 10 Sectors



Note : 'Financial & insurance activities' sector includes exposure to 'Fixed Deposits' & 'Certificate of Deposits'.

### Asset Class

### Rating Profile



\*Others includes Equity, CBLO, Net receivable/payable and FD

### Performance

Period	1 Month	6 Months	1 Year	2 Years	3 Years	Inception
Fund	0.78%	4.39%	8.90%	6.56%	7.03%	7.85%
Benchmark	-	-	-	-	-	-

Returns less than or equal to 1 year are absolute. Returns greater than 1 year are compounded annualised growth rate (CAGR). Past performance is not indicative of future performance

DHFL total exposure as on 30th August 2019 is Rs. 0.69 crore. Company has provided 60% of the investment based on realizable value assessment. Out of total investment, DHFL has defaulted on Rs. 0.69 crore exposure, which was due for maturity on 16th August 2019 and same is part of net current assets.

August 2019

## Shield Plus Fund I

### Fund Objective

To provide capital appreciation, subject to minimum guaranteed unit price at Maturity. The fund strategy would be to achieve potential upside by investing adequately in debt securities, equities, mutual funds and highly rated debentures. The Unit Price at maturity (in 10 years time) is guaranteed to be a minimum of 170% of unit price as on the date of allocation of units under a policy.

### Portfolio Allocation

	Stated (%)	Actual (%)
Debt securities *	50 - 100	72.89
Debentures	0 - 50	18.41
Mutual Funds, Equities and Money market instruments	0 - 50	0.19
Net Current Assets*		26.92
<b>Total</b>		<b>100.00</b>

\*Net current asset represents net of receivables and payables for investments held.

\*Including State Development Loan

### Portfolio

Company/Issuer	Sector/Rating	Exposure (%)
<b>Corporate Bond</b>		<b>28.45%</b>
8.88% LICHF Ltd. NCD (MD 13/10/2020)	AAA	6.11%
NOVO X Trust - Locomotive Series R (MD 15/10/2019)	AAA	5.88%
9.64% Power Grid Corporation Ltd. F NCD (MD 31/05/2020)	AAA	4.33%
8.45% HDFC Ltd. NCD (MD 25/02/2025)	AAA	3.36%
NOVO X Trust - Locomotive Series S (MD 15/04/2020)	AAA	3.30%
8.95% HDFC Ltd. NCD (MD 19/10/2020)	AAA	3.14%
9.95% Food Corporation of India GOI Grnt NCD (MD 07/03/2022)	AAA	0.86%
8.50% IRFC Ltd. (MD 22/06/2020)	AAA	0.41%
7.20% Power Grid Corporation Ltd. NCD (MD 21/12/2021)	AAA	0.41%
8.68% LICHF Ltd. NCD (MD 30/03/2020)	AAA	0.33%
Others		0.32%
<b>Sovereign</b>		<b>23.13%</b>
6.84% GOI (MD 19/12/2022)	SOV	16.26%
7.80% GOI (MD 11/04/2021)	SOV	6.84%
8.12% GOI (MD 10/12/2020)	SOV	0.03%
<b>Money Market, Deposits &amp; Other</b>		<b>48.42%</b>
<b>Total</b>		<b>100.00%</b>

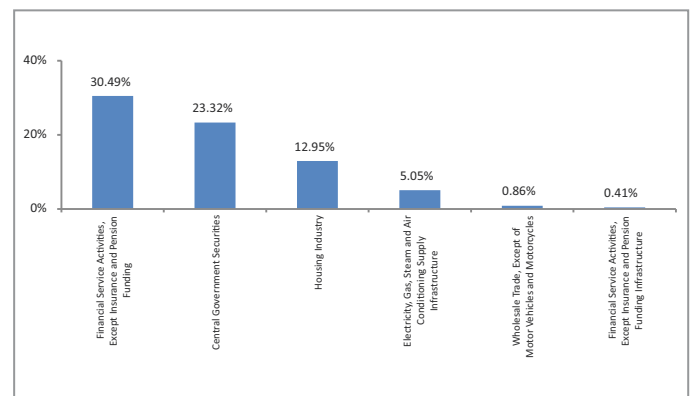
### Fund Details

Description		
SFIN Number	ULIF05313/01/10SHIELDPL01116	
Launch Date	12-Jan-10	
Face Value	10	
Risk Profile	High	
Benchmark	-	
Fund Manager Name	Reshma Banda, Durgadutt Dhar	
Number of funds managed by fund manager:	Reshma Banda	Durgadutt Dhar
Equity	28	-
Debt	-	29
Hybrid	25	24
NAV as on 30-August-19	21.0641	
AUM (Rs. Cr)	123.68	
Equity	-	
Debt	73.08%	
Net current asset	26.92%	

### Quantitative Indicators

Modified Duration in Years	1.40
Average Maturity in Years	1.61
Yield to Maturity in %	7.26%

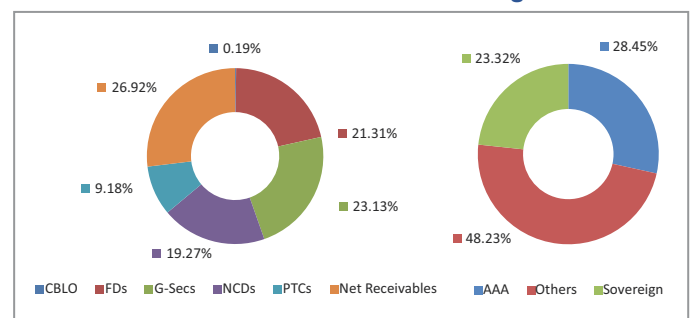
### Top 10 Sectors



Note : 'Financial & insurance activities' sector includes exposure to 'Fixed Deposits' & 'Certificate of Deposits'.

### Asset Class

### Rating Profile



\*Others includes Equity, CBLO, Net receivable/payable and FD

### Performance

Period	1 Month	6 Months	1 Year	2 Years	3 Years	Inception
Fund	0.68%	4.28%	8.47%	6.48%	7.17%	8.04%
Benchmark	-	-	-	-	-	-

Returns less than or equal to 1 year are absolute. Returns greater than 1 year are compounded annualised growth rate (CAGR). Past performance is not indicative of future performance

August 2019

## Shield Plus Fund II

### Fund Objective

To provide capital appreciation, subject to minimum guaranteed unit price at Maturity. The fund strategy would be to achieve potential upside by investing adequately in debt securities, equities, mutual funds and highly rated debentures. The Unit Price at maturity (in 10 years time) is guaranteed to be a minimum of 170% of unit price as on the date of allocation of units under a policy.

### Portfolio Allocation

	Stated (%)	Actual (%)
Debt securities	50 - 100	59.29
Debentures	0 - 50	15.22
Mutual Funds, Equities and Money market instruments	0 - 50	1.68
Net Current Assets*		39.03
<b>Total</b>		<b>100.00</b>

\*Net current asset represents net of receivables and payables for investments held.

### Portfolio

Company/Issuer	Sector/Rating	Exposure (%)
<b>Corporate Bond</b>		<b>25.96%</b>
NOVO X Trust - Locomotive Series T (MD 15/10/2020)	AAA	9.24%
8.5935%IDFC First Bank Ltd. NCD(MD 21/10/2021) (Cmpd Annually)	AA	5.51%
8.98% HDFC Ltd. NCD (MD 26/11/2020)	AAA	2.87%
8.68% LICHF Ltd. NCD (MD 30/03/2020)	AAA	2.84%
8.88% LICHF Ltd. NCD (MD 13/10/2020)	AAA	2.58%
9.95% Food Corporation of India GOI Grnt NCD (MD 07/03/2022)	AAA	1.50%
8.50% IRFC Ltd. (MD 22/06/2020)	AAA	1.14%
7.20% Power Grid Corporation Ltd. NCD (MD 21/12/2021)	AAA	0.28%
<b>Sovereign</b>		<b>3.11%</b>
7.80% GOI (MD 11/04/2021)	SOV	2.89%
6.84% GOI (MD 19/12/2022)	SOV	0.22%
<b>Money Market, Deposits &amp; Other</b>		<b>70.94%</b>
<b>Total</b>		<b>100.00%</b>

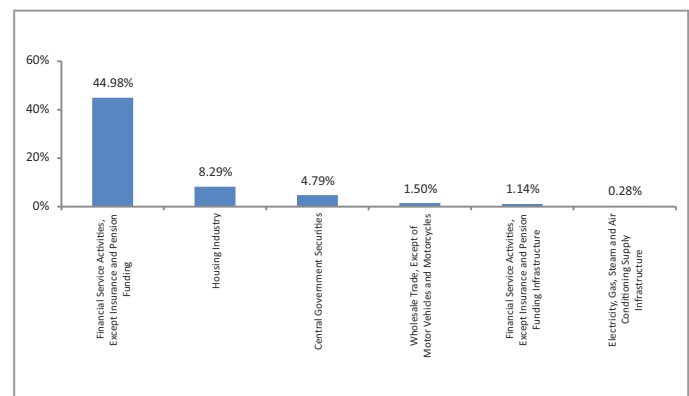
### Fund Details

Description		
SFIN Number	ULIF05610/05/10SHIELDPL02116	
Launch Date	07-May-10	
Face Value	10	
Risk Profile	Medium	
Benchmark	-	
Fund Manager Name	Reshma Banda, Durgadutt Dhar	
Number of funds managed by fund manager:	Reshma Banda	Durgadutt Dhar
Equity	28	-
Debt	-	29
Hybrid	25	24
NAV as on 30-August-19	21.2346	
AUM (Rs. Cr)	35.63	
Equity	-	
Debt	60.97%	
Net current asset	39.03%	

### Quantitative Indicators

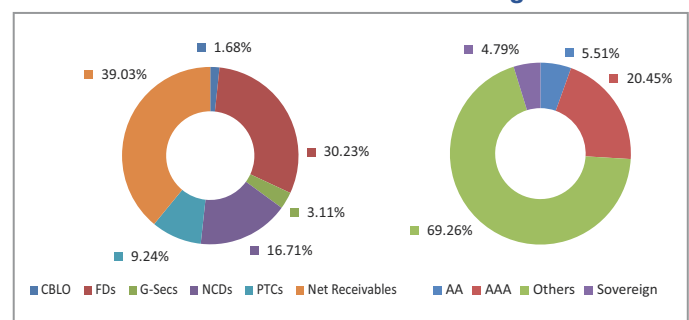
Modified Duration in Years	1.08
Average Maturity in Years	1.14
Yield to Maturity in %	8.05%

### Top 10 Sectors



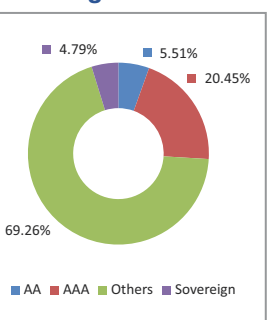
Note : 'Financial & insurance activities' sector includes exposure to 'Fixed Deposits' & 'Certificate of Deposits'.

### Asset Class



\*Others includes Equity, CBLO, Net receivable/payable and FD

### Rating Profile



### Performance

Period	1 Month	6 Months	1 Year	2 Years	3 Years	Inception
Fund	0.73%	4.10%	8.22%	6.77%	7.39%	8.41%
Benchmark	-	-	-	-	-	-

Returns less than or equal to 1 year are absolute. Returns greater than 1 year are compounded annualised growth rate (CAGR). Past performance is not indicative of future performance

August 2019

## Shield Plus Fund III

### Fund Objective

To provide capital appreciation, subject to minimum guaranteed unit price at Maturity. The fund strategy would be to achieve potential upside by investing adequately in debt securities, equities, mutual funds and highly rated debentures. The Unit Price at maturity (in 10 years time) is guaranteed to be a minimum of 170% of unit price as on the date of allocation of units under a policy.

### Portfolio Allocation

	Stated (%)	Actual (%)
Debt securities	50 - 100	89.50
Mutual Funds, Equities and Money market instruments	0 - 50	0.04
Net Current Assets*		10.45
<b>Total</b>		<b>100.00</b>

\*Net current asset represents net of receivables and payables for investments held.

### Portfolio

Company/Issuer	Sector/Rating	Exposure (%)
<b>Corporate Bond</b>		<b>45.25%</b>
9.95% Food Corporation of India GOI Grnt NCD (MD 07/03/2022)	AAA	8.77%
8.5935%IDFC First Bank Ltd. NCD(MD 21/10/2021) (Cmpd Annually)	AA	7.26%
9.40% HDFC Ltd. NCD (MD 13/04/2021)	AAA	6.04%
8.68% LICHT Ltd. NCD (MD 30/03/2020)	AAA	4.99%
NOVO X Trust - Locomotive Series U (MD 15/04/2021)	AAA	3.11%
8.84% Power Grid Corporation Ltd. NCD (MD 21/10/2020)	AAA	3.05%
7.20% HDFC Ltd NCD (MD 01/09/2020)	AAA	3.00%
8.72% Shriram Transport Finance Co Ltd NCD (MD 27/03/2023)	AA+	2.82%
8.50% IRFC Ltd. (MD 22/06/2020)	AAA	1.82%
8.72% IDFC First Bank Ltd. NCD (MD 29/09/2020)	AA	1.67%
Others		2.72%
<b>Sovereign</b>		<b>39.91%</b>
6.84% GOI (MD 19/12/2022)	SOV	24.51%
7.80% GOI (MD 11/04/2021)	SOV	15.41%
<b>Money Market, Deposits &amp; Other</b>		<b>14.84%</b>
<b>Total</b>		<b>100.00%</b>

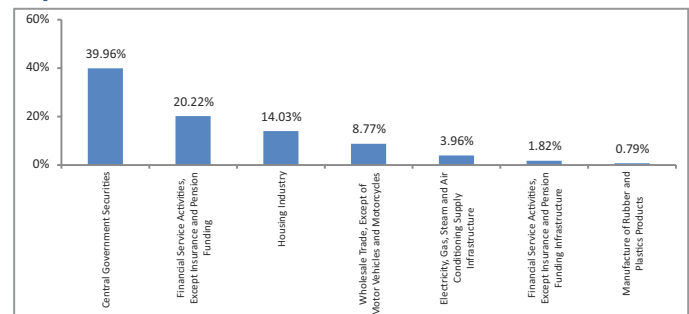
### Fund Details

Description		
SFIN Number	ULIF05711/08/10SHIELDPL03116	
Launch Date	09-Aug-10	
Face Value	10	
Risk Profile	Medium	
Benchmark	-	
Fund Manager Name	Reshma Banda, Durgadutt Dhar	
Number of funds managed by fund manager:	Reshma Banda	Durgadutt Dhar
Equity	28	-
Debt	-	29
Hybrid	25	24
NAV as on 30-August-19	20.2945	
AUM (Rs. Cr)	66.88	
Equity	-	
Debt	89.55%	
Net current asset	10.45%	

### Quantitative Indicators

Modified Duration in Years	1.88
Average Maturity in Years	2.13
Yield to Maturity in %	6.67%

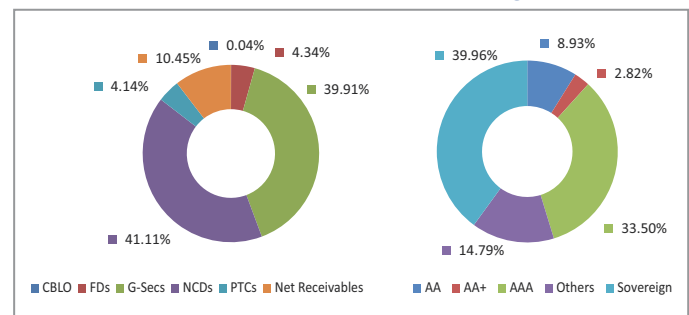
### Top 10 Sectors



Note : 'Financial & insurance activities' sector includes exposure to 'Fixed Deposits' & 'Certificate of Deposits'.

### Asset Class

### Rating Profile



\*Others includes Equity, CBLO, Net receivable/payable and FD

### Performance

Period	1 Month	6 Months	1 Year	2 Years	3 Years	Inception
Fund	0.91%	4.75%	9.07%	5.59%	6.51%	8.12%
Benchmark	-	-	-	-	-	-

Returns less than or equal to 1 year are absolute. Returns greater than 1 year are compounded annualised growth rate (CAGR). Past performance is not indicative of future performance

August 2019

## Growth Plus Fund I

### Fund Objective

To protect the capital as well as achieve capital appreciation over the term of 10 years. The above objective does not intend to offer any explicit investment guarantee to the policyholder. The fund strategy would be to invest in highly-rated secured debentures, corporate bonds, exchange traded funds, equities and money market instruments.

### Portfolio Allocation

	Stated (%)	Actual (%)
Debentures, Corporate Bonds, Exchange Traded Funds and Equities*	80 - 100	80.62
Mutual Funds and Money Market Instruments	0 - 20	0.26
Net Current Assets*		19.12
<b>Total</b>		<b>100.00</b>

\*Net current asset represents net of receivables and payables for investments held.

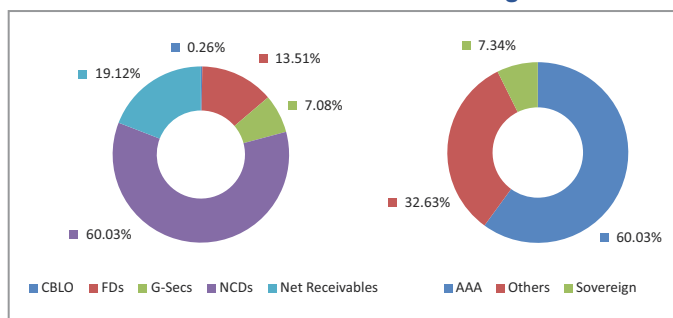
\* Including Fixed Deposits

### Portfolio

Company/Issuer	Rating	Exposure (%)
<b>Corporate Bond</b>		<b>60.03%</b>
8.50% IRFC Ltd. (MD 22/06/2020)	AAA	9.29%
10.63% IOT NCD Series IV-STRIP-6 (MD 20/09/2028)	AAA	8.78%
8.40% Larsen & Toubro Ltd. NCD (MD 24/09/2020)	AAA	7.97%
8.95% P F C Ltd. NCD (MD 30/03/2020)	AAA	7.93%
7.60% NHAI Taxable Bond Series-V NCD (MD 18/03/2022)	AAA	6.63%
9.39% LICHF Ltd. NCD (MD 23/08/2024) (P/C 26/08/2015)	AAA	5.67%
8.95% HDFC Ltd. NCD (MD 19/10/2020)	AAA	5.35%
8.84% Power Grid Corporation Ltd. NCD (MD 21/10/2020)	AAA	5.01%
9.64% Power Grid Corporation Ltd. G NCD (MD 31/05/2021)	AAA	3.41%
<b>Sovereign</b>		<b>7.08%</b>
7.26% GOI (MD 14/01/2029)	SOV	7.08%
<b>Money Market, Deposits &amp; Other</b>		<b>32.89%</b>
<b>Total</b>		<b>100.00%</b>

### Asset Class

### Rating Profile



\*Others includes Equity, CBLO, Net receivable/payable and FD

### Performance

Period	1 Month	6 Months	1 Year	2 Years	3 Years	Inception
Fund	0.71%	5.24%	9.25%	6.35%	6.74%	7.32%
Benchmark	-	-	-	-	-	-

Returns less than or equal to 1 year are absolute. Returns greater than 1 year are compounded annualised growth rate (CAGR). Past performance is not indicative of future performance

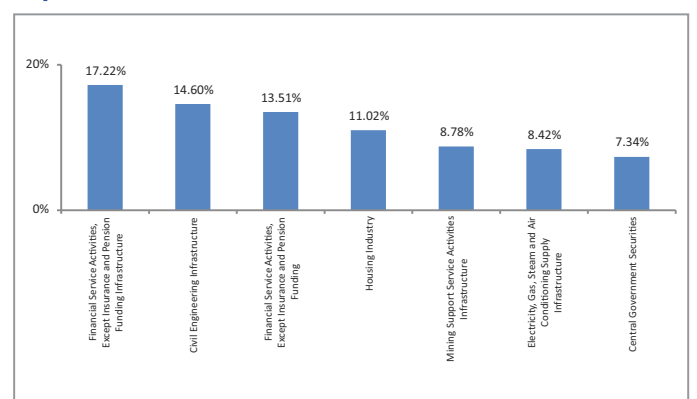
### Fund Details

Description		
SFIN Number	ULIF05414/01/10GROWPLUS01116	
Launch Date	12-Jan-10	
Face Value	10	
Risk Profile	High	
Benchmark	-	
Fund Manager Name	Reshma Banda, Durgadutt Dhar	
Number of funds managed by fund manager:	Reshma Banda	Durgadutt Dhar
Equity	28	-
Debt	-	29
Hybrid	25	24
NAV as on 30-August-19	19.7474	
AUM (Rs. Cr)	7.65	
Equity	-	
Debt	80.88%	
Net current asset	19.12%	

### Quantitative Indicators

Modified Duration in Years	2.08
Average Maturity in Years	2.92
Yield to Maturity in %	7.49%

### Top 10 Sectors



Note : 'Financial & insurance activities' sector includes exposure to 'Fixed Deposits' & 'Certificate of Deposits'.

August 2019

## Growth Plus Fund II

### Fund Objective

To protect the capital as well as achieve capital appreciation over the term of 10 years. The above objective does not intend to offer any explicit investment guarantee to the policyholder. The fund strategy would be to invest in highly-rated secured debentures, corporate bonds, exchange traded funds, equities and money market instruments.

### Portfolio Allocation

	Stated (%)	Actual (%)
Debentures, Corporate Bonds, and Exchange Traded Funds and Equities	80 - 100	95.14
Mutual Funds and Money market instruments*	0 - 20	4.26
Net Current Assets*		0.60
<b>Total</b>		<b>100.00</b>

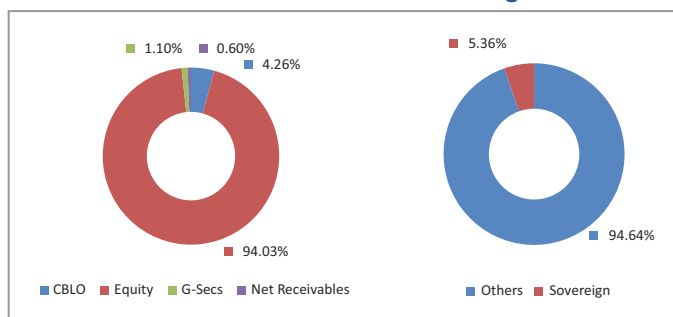
\*Net current asset represents net of receivables and payables for investments held.

\*Including Fixed Deposits

### Portfolio

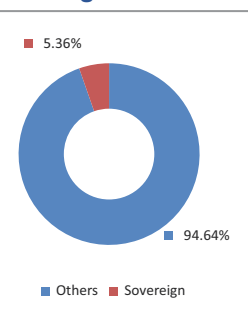
Company/Issuer	Sector/Rating	Exposure (%)
<b>Equity</b>		<b>94.03%</b>
HDFC Bank Ltd	Financial Service Activities, Except Insurance and Pension Funding	8.95%
Reliance Industries Ltd	Manufacture of Coke and Refined Petroleum Products	8.64%
Infosys Ltd	Computer Programming, Consultancy and Related Activities	8.27%
ICICI Bank Ltd	Financial Service Activities, Except Insurance and Pension Funding	5.77%
Hindustan Unilever Ltd	Manufacture of Chemicals and Chemical Products	5.56%
ITC Ltd	Manufacture of Tobacco Products	5.32%
Housing Development Finance Corporation Ltd	Housing Industry	4.85%
Larsen & Toubro Ltd	Civil Engineering Infrastructure	4.01%
Maruti Suzuki India Ltd	Manufacture of Motor Vehicles, Trailers and Semi-Trailers	2.94%
Tata Consultancy Services Ltd	Computer Programming, Consultancy and Related Activities	2.82%
Others		36.92%
<b>Sovereign</b>		<b>1.10%</b>
6.84% GOI (MD 19/12/2022)	SOV	1.10%
<b>Money Market, Deposits &amp; Other</b>		<b>4.86%</b>
<b>Total</b>		<b>100.00%</b>

### Asset Class



\*Others includes Equity, CBLO, Net receivable/payable and FD

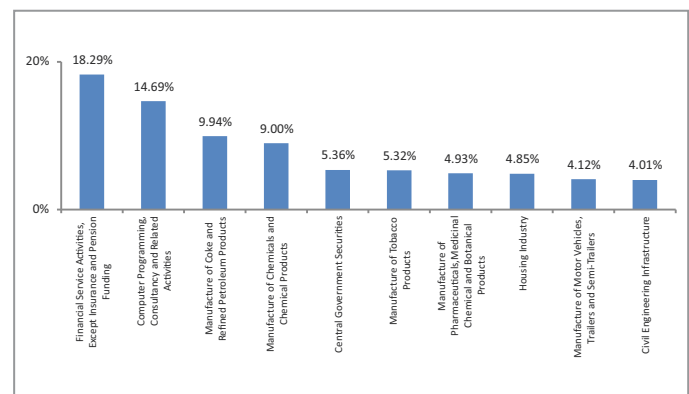
### Rating Profile



### Fund Details

Description		
SFIN Number	ULIF05510/05/10GROWPLUS02116	
Launch Date	07-May-10	
Face Value	10	
Risk Profile	High	
Benchmark	-	
Fund Manager Name	Reshma Banda, Durgadutt Dhar	
Number of funds managed by fund manager:	Reshma Banda	Durgadutt Dhar
Equity	28	-
Debt	-	29
Hybrid	25	24
NAV as on 30-August-19	18.4822	
AUM (Rs. Cr)	3.52	
Equity	94.03%	
Debt	5.36%	
Net current asset	0.60%	

### Top 10 Sectors



Note : 'Financial & insurance activities' sector includes exposure to 'Fixed Deposits' & 'Certificate of Deposits'.

### Performance

Period	1 Month	6 Months	1 Year	2 Years	3 Years	Inception
Fund	-0.03%	0.95%	-6.50%	4.90%	7.05%	6.81%
Benchmark	-	-	-	-	-	-

Returns less than or equal to 1 year are absolute. Returns greater than 1 year are compounded annualised growth rate (CAGR). Past performance is not indicative of future performance

August 2019

## Growth Plus Fund III

### Fund Objective

To protect the capital as well as achieve capital appreciation over the term of 10 years. The above objective does not intend to offer any explicit investment guarantee to the policyholder. The fund strategy would be to invest in highly-rated secured debentures, corporate bonds, equities and money market instruments.

### Portfolio Allocation

	Stated (%)	Actual (%)
Debt and debt related securities, Debenture, FD and Equities	80 - 100	96.27
Mutual Funds and Money market instruments	0 - 20	3.28
Net Current Assets*		0.45
<b>Total</b>		<b>100.00</b>

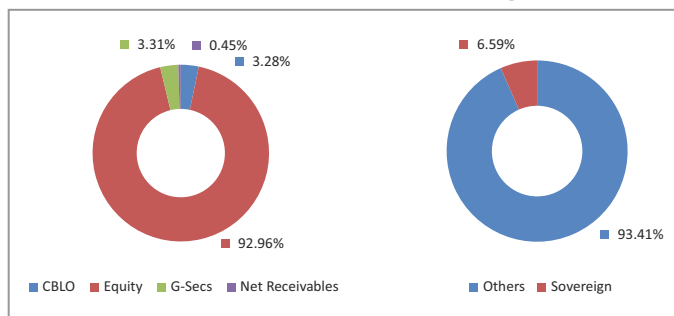
\*Net current asset represents net of receivables and payables for investments held.

\*Debt related securities will include debentures, corporate bonds, fixed deposits etc.

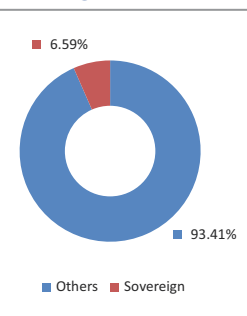
### Portfolio

Company/Issuer	Sector/Rating	Exposure (%)
<b>Equity</b>		<b>92.96%</b>
Reliance Industries Ltd	Manufacture of Coke and Refined Petroleum Products	8.53%
HDFC Bank Ltd	Financial Service Activities, Except Insurance and Pension Funding	8.26%
Infosys Ltd	Computer Programming, Consultancy and Related Activities	7.63%
ICICI Bank Ltd	Financial Service Activities, Except Insurance and Pension Funding	6.07%
Hindustan Unilever Ltd	Manufacture of Chemicals and Chemical Products	5.58%
ITC Ltd	Manufacture of Tobacco Products	5.32%
Housing Development Finance Corporation Ltd	Housing Industry	4.15%
Larsen & Toubro Ltd	Civil Engineering Infrastructure	4.02%
Maruti Suzuki India Ltd	Manufacture of Motor Vehicles, Trailers and Semi-Trailers	3.00%
Asian Paints Ltd	Manufacture of Chemicals and Chemical Products	2.78%
Others		37.64%
<b>Sovereign</b>		<b>3.31%</b>
6.84% GOI (MD 19/12/2022)	SOV	3.31%
<b>Money Market, Deposits &amp; Other</b>		<b>3.73%</b>
<b>Total</b>		<b>100.00%</b>

### Asset Class



### Rating Profile



\*Others includes Equity, CBLO, Net receivable/payable and FD

### Performance

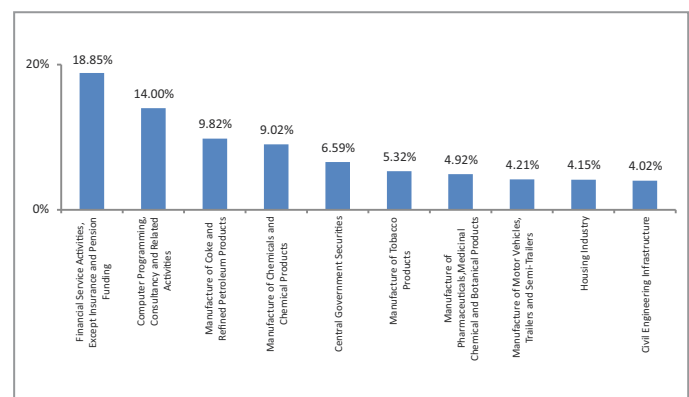
Period	1 Month	6 Months	1 Year	2 Years	3 Years	Inception
Fund	-0.07%	1.03%	-6.62%	4.99%	7.04%	13.05%
Benchmark	-0.85%	2.14%	-5.63%	5.43%	7.86%	6.89%

Returns less than or equal to 1 year are absolute. Returns greater than 1 year are compounded annualised growth rate (CAGR). Past performance is not indicative of future performance

### Fund Details

Description		
SFIN Number	ULIF05926/10/10GROWPLUS03116	
Launch Date	01-Nov-10	
Face Value	10	
Risk Profile	High	
Benchmark	-	
Fund Manager Name	Reshma Banda, Durgadutt Dhar	
Number of funds managed by fund manager:	Reshma Banda	Durgadutt Dhar
Equity	28	-
Debt	-	29
Hybrid	25	24
NAV as on 30-August-19	29.5393	
AUM (Rs. Cr)	3.96	
Equity	92.96%	
Debt	6.59%	
Net current asset	0.45%	

### Top 10 Sectors



Note : 'Financial & insurance activities' sector includes exposure to 'Fixed Deposits' & 'Certificate of Deposits'.

August 2019

## Assured Return Fund

### Fund Objective

The investment objective of this fund is to provide capital appreciation by investing in a suitable mix of debt and equities.

### Portfolio Allocation

	Stated (%)	Actual (%)
Equity & Equity Related Instruments	0 - 50	-
Debt & Debt Related Instruments	0 - 100	81.03
Mutual Funds and Money market instruments	0 - 40	4.25
Net Current Assets*		14.72
<b>Total</b>		<b>100.00</b>

\*Net current asset represents net of receivables and payables for investments held.

### Portfolio

Company/Issuer	Sector/Rating	Exposure (%)
<b>Corporate Bond</b>		<b>22.04%</b>
NOVO X Trust - Locomotive Series S (MD 15/04/2020)	AAA	6.12%
7.20% Power Grid Corporation Ltd. NCD (MD 21/12/2021)	AAA	4.55%
8.5935%IDFC First Bank Ltd. NCD(MD 21/10/2021) (Cmpd Annually)	AA	3.74%
9.29% P F C Ltd. NCD (MD 21/08/2022) (P/C 21/08/2020)	AAA	2.31%
9.90% HDFC Ltd. NCD (MD 11/11/2021)	AAA	2.15%
9.64% Power Grid Corporation Ltd. G NCD (MD 31/05/2021)	AAA	1.77%
9.40% HDFC Ltd. NCD (MD 13/04/2021)	AAA	1.41%
<b>Sovereign</b>		<b>47.80%</b>
6.84% GOI (MD 19/12/2022)	SOV	31.00%
7.80% GOI (MD 11/04/2021)	SOV	11.64%
8.94% Gujarat SDL (MD 07/03/2022)	SOV	5.12%
9.12% Gujarat SDL (MD 23/05/2022)	SOV	0.05%
<b>Money Market, Deposits &amp; Other</b>		<b>30.16%</b>
<b>Total</b>		<b>100.00%</b>

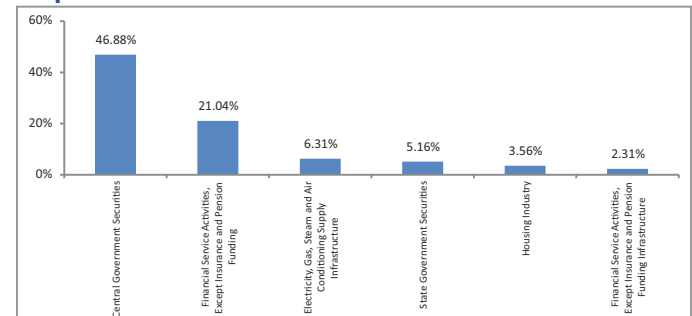
### Fund Details

Description		
SFIN Number	ULIF06127/01/11ASSRDRETRN116	
Launch Date	28-Jan-11	
Face Value	10	
Risk Profile	Medium	
Benchmark	-	
Fund Manager Name	Reshma Banda, Durgadutt Dhar	
Number of funds managed by fund manager:	Reshma Banda	Durgadutt Dhar
Equity	28	-
Debt	-	29
Hybrid	25	24
NAV as on 30-August-19	18.8016	
AUM (Rs. Cr)	44.23	
Equity	-	
Debt	85.28%	
Net current asset	14.72%	

### Quantitative Indicators

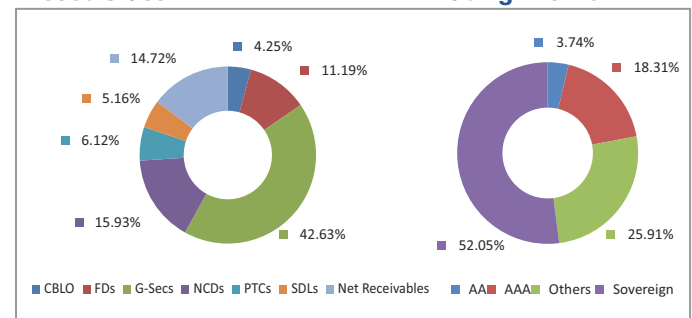
Modified Duration in Years	2.05
Average Maturity in Years	2.30
Yield to Maturity in %	6.70%

### Top 10 Sectors



Note : 'Financial & insurance activities' sector includes exposure to 'Fixed Deposits' & 'Certificate of Deposits'.

### Asset Class



\*Others includes Equity, CBLO, Net receivable/payable and FD

### Performance

Period	1 Month	6 Months	1 Year	2 Years	3 Years	Inception
Fund	0.66%	4.33%	9.21%	5.80%	6.39%	7.63%
Benchmark	-	-	-	-	-	-

Returns less than or equal to 1 year are absolute. Returns greater than 1 year are compounded annualised growth rate (CAGR). Past performance is not indicative of future performance

August 2019

## Guaranteed Bond Fund

### Fund Objective

The investment objective of this fund is to provide capital appreciation by investing in a suitable mix of debt and debt related securities.

### Portfolio Allocation

	Stated (%)	Actual (%)
Debt and debt related securities	0 - 100	74.18
Mutual Funds and Money market instruments	0 - 40	4.76
Net Current Assets*		21.06
<b>Total</b>		<b>100.00</b>

\*Net current asset represents net of receivables and payables for investments held.

### Portfolio

Company/Issuer	Rating	Exposure (%)
<b>Corporate Bond</b>		<b>22.07%</b>
9.90% HDFC Ltd. NCD (MD 11/11/2021)	AAA	5.78%
8.5935%IDFC First Bank Ltd.NCD(MD 21/10/2021) (Cmpd Annually)	AA	3.70%
NOVO X Trust - Locomotive Series U (MD 15/04/2021)	AAA	3.61%
9.64% Power Grid Corporation Ltd. G NCD (MD 31/05/2021)	AAA	2.72%
9.25% Power Grid Corporation Ltd. NCD (MD 26/12/2021)	AAA	2.23%
9.27% IRFC Ltd. Series-76 NCD (MD 10/05/2021)	AAA	2.13%
9.90% LICHF Ltd. NCD (MD 11/11/2021)	AAA	1.90%
<b>Sovereign</b>		<b>35.16%</b>
6.84% GOI (MD 19/12/2022)	SOV	12.84%
7.80% GOI (MD 11/04/2021)	SOV	10.53%
8.94% Gujarat SDL (MD 07/03/2022)	SOV	9.47%
8.27% Rajasthan Uday SDL (MD 23/06/2022)	SOV	2.32%
<b>Money Market, Deposits &amp; Other</b>		<b>42.78%</b>
<b>Total</b>		<b>100.00%</b>

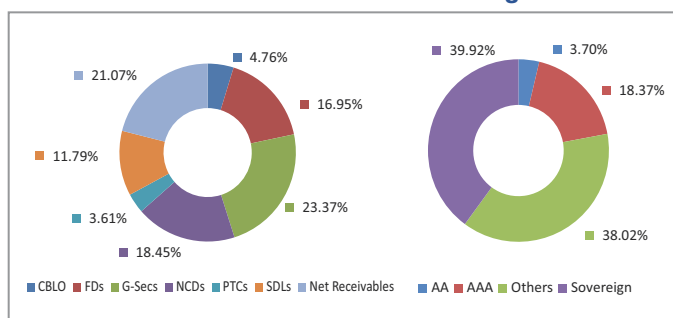
### Fund Details

Description	
SFIN Number	ULIF06322/09/11GTEBONDFND116
Launch Date	05-Dec-11
Face Value	10
Risk Profile	Medium
Benchmark	-
Fund Manager Name	Durgadutt Dhar
Number of funds managed by fund manager:	
Equity	-
Debt	29
Hybrid	24
NAV as on 30-August-19	18.7783
AUM (Rs. Cr)	234.63
Equity	-
Debt	78.93%
Net current asset	21.07%

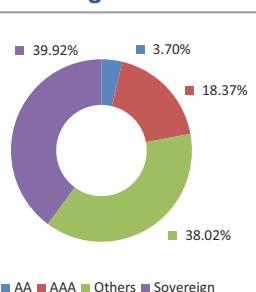
### Quantitative Indicators

Modified Duration in Years	1.97
Average Maturity in Years	2.19
Yield to Maturity in %	7.06%

### Asset Class

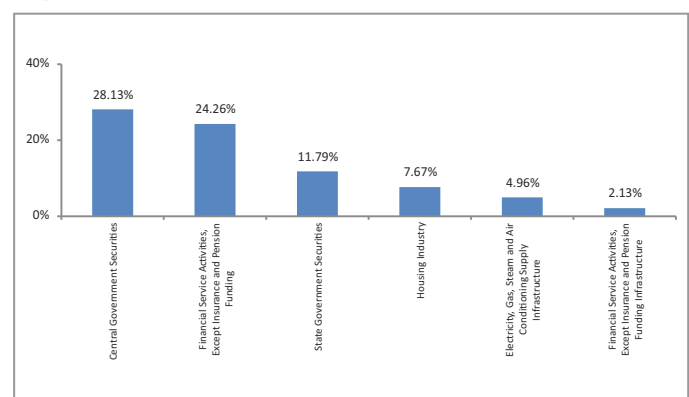


### Rating Profile



\*Others includes Equity, CBLO, Net receivable/payable and FD

### Top 10 Sectors



Note : 'Financial & insurance activities' sector includes exposure to 'Fixed Deposits' & 'Certificate of Deposits'.

### Performance

Period	1 Month	6 Months	1 Year	2 Years	3 Years	Inception
Fund	0.84%	4.73%	9.74%	6.95%	7.36%	8.48%
Benchmark	-	-	-	-	-	-

Returns less than or equal to 1 year are absolute. Returns greater than 1 year are compounded annualised growth rate (CAGR). Past performance is not indicative of future performance

August 2019

## Shield Plus Fund- IV

### Fund Objective

To provide capital appreciation, subject to minimum guaranteed unit price at Maturity. The fund strategy would be to achieve potential upside by investing adequately in debt securities, equities, mutual funds and highly rated debentures. The Unit Price at maturity (in 10 years time) is guaranteed to be a minimum of 170% of unit price as on the date of allocation of units under a policy.

### Portfolio Allocation

	Stated (%)	Actual (%)
Debt and Debt related securities	0 - 100	91.79
Equity & Equity related securities	0 - 50	-
Mutual Funds(a), Money market instruments	0 - 100	5.75
Net Current Assets <sup>a</sup>		2.46
<b>Total</b>		<b>100.00</b>

<sup>a</sup>Net current asset represents net of receivables and payables for investments held.

\*\* incl. FDs

### Portfolio

Company/Issuer	Rating	Exposure (%)
<b>Corporate Bond</b>		<b>29.39%</b>
9.64% Power Grid Corporation Ltd. G NCD (MD 31/05/2021)	AAA	9.00%
9.95% Food Corporation of India GOI Grnt NCD (MD 07/03/2022)	AAA	8.59%
8.72% IDFC First Bank Ltd. NCD (MD 29/09/2020)	AA	4.67%
9.40% HDFC Ltd. NCD (MD 13/04/2021)	AAA	3.58%
NOVO X Trust - Locomotive Series U (MD 15/04/2021)	AAA	2.39%
8.68% LICHF Ltd. NCD (MD 30/03/2020)	AAA	1.16%
<b>Sovereign</b>		<b>62.40%</b>
6.84% GOI (MD 19/12/2022)	SOV	48.19%
7.80% GOI (MD 11/04/2021)	SOV	14.21%
<b>Money Market, Deposits &amp; Other</b>		<b>8.21%</b>
<b>Total</b>		<b>100.00%</b>

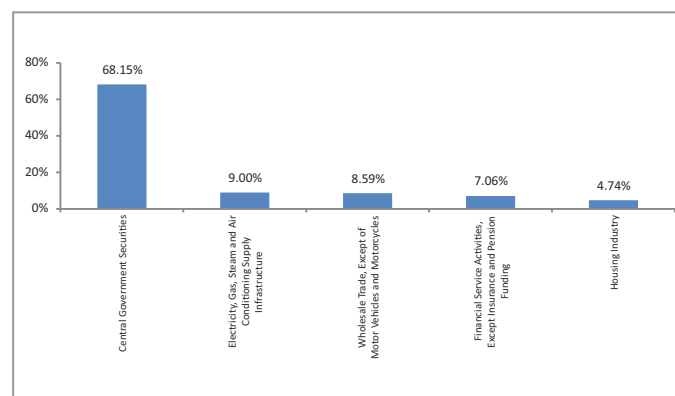
### Fund Details

Description	
SFIN Number	ULIF06220/04/11SHIELDPL04116
Launch Date	18-Apr-11
Face Value	10
Risk Profile	Medium
Benchmark	-
Fund Manager Name	Reshma Banda, Durgadutt Dhar
Number of funds managed by fund manager:	Reshma Banda Durgadutt Dhar
Equity	28 -
Debt	- 29
Hybrid	25 24
NAV as on 30-August-19	19.4098
AUM (Rs. Cr)	8.69
Equity	-
Debt	97.54%
Net current asset	2.46%

### Quantitative Indicators

Modified Duration in Years	2.11
Average Maturity in Years	2.41
Yield to Maturity in %	6.28%

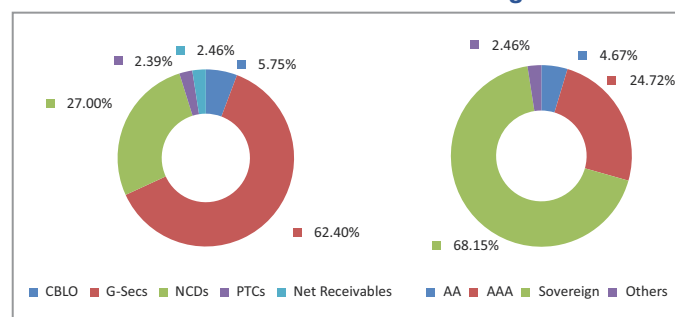
### Top 10 Sectors



Note : 'Financial & insurance activities' sector includes exposure to 'Fixed Deposits' & 'Certificate of Deposits'.

### Asset Class

### Rating Profile



\*Others includes Equity, CBLO, Net receivable/payable and FD

### Performance

Period	1 Month	6 Months	1 Year	2 Years	3 Years	Inception
Fund	0.86%	4.97%	10.02%	6.19%	6.90%	8.24%
Benchmark	-	-	-	-	-	-

Returns less than or equal to 1 year are absolute. Returns greater than 1 year are compounded annualised growth rate (CAGR). Past performance is not indicative of future performance

August 2019

## Pension Builder Fund

### Fund Objective

The investment objective of this fund is to provide capital appreciation by investing in a suitable mix of debt and equities.

### Portfolio Allocation

	Stated (%)	Actual (%)
Equity	0 - 50	2.12
Debt, Fixed deposits & Debt Related Instrument	25 - 100	54.11
Mutual Funds and Money market instrument	0 - 40	37.48
Net Current Assets*		6.28
<b>Total</b>		<b>100.00</b>

\*Net current asset represents net of receivables and payables for investments held.

### Portfolio

Company/Issuer	Rating	Exposure (%)
<b>Equity</b>		<b>2.12%</b>
SBI-ETF Nifty 50	Mutual Fund - Liquid	1.43%
HCL Technologies Ltd	Computer Programming, Consultancy and Related Activities	0.37%
ITC Ltd	Manufacture of Tobacco Products	0.21%
Godrej Consumer Products Ltd	Manufacture of Chemicals and Chemical Products	0.10%
<b>Corporate Bond</b>		<b>11.57%</b>
8.75% Indiabulls Housing Finance Ltd. NCD (MD 26/09/2021)	AAA	5.00%
8.75% HDFC Ltd NCD (MD 13/01/2020)	AAA	4.20%
7.83% LICHF Ltd. NCD (MD 25/09/2026) (P/C 26/11/2020)	AAA	2.28%
9.10% Dewan Housing Finance Corporation Ltd. (MD 09/09/2019)	D	0.09%
<b>Sovereign</b>		<b>38.67%</b>
7.26% GOI (MD 14/01/2029)	SOV	30.55%
8.28% GOI (MD 21/09/2027)	SOV	3.48%
8.85% Maharashtra SDL (MD 18/07/2022)	SOV	1.81%
8.80% GOI (MD 02/08/2022)	SOV	1.80%
7.32% GOI (MD 28/01/2024)	SOV	1.03%
<b>Money Market, Deposits &amp; Other</b>		<b>47.64%</b>
<b>Total</b>		<b>100.00%</b>

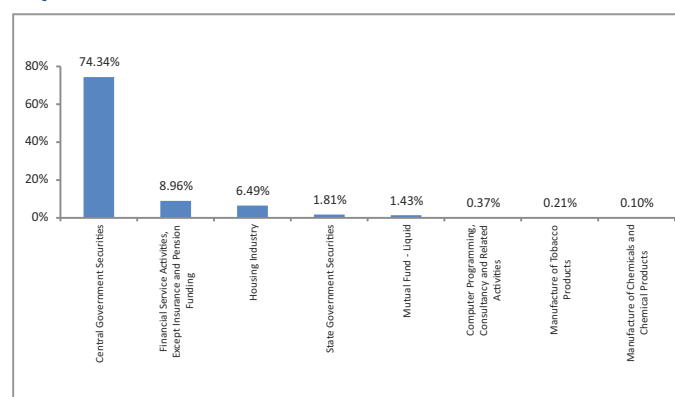
### Fund Details

Description		
SFIN Number	ULIF06908/02/13PENSIONBUI116	
Launch Date	01-Dec-14	
Face Value	10	
Risk Profile	Medium	
Benchmark	-	
Fund Manager Name	Reshma Banda, Durgadutt Dhar	
Number of funds managed by fund manager:	Reshma Banda	Durgadutt Dhar
Equity	28	-
Debt	-	29
Hybrid	25	24
NAV as on 30-August-19	13.7908	
AUM (Rs. Cr)	293.83	
Equity	2.12%	
Debt	91.60%	
Net current asset	6.28%	

### Quantitative Indicators

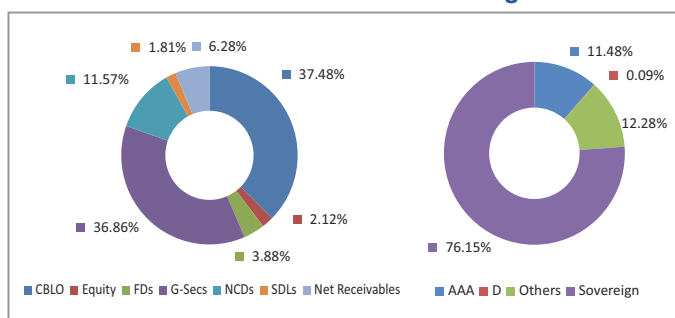
Modified Duration in Years	2.86
Average Maturity in Years	3.80
Yield to Maturity in %	6.51%

### Top 10 Sectors



Note : 'Financial & insurance activities' sector includes exposure to 'Fixed Deposits' & 'Certificate of Deposits'.

### Asset Class



\*Others includes Equity, CBLO, Net receivable/payable and FD

### Rating Profile

### Performance

Period	1 Month	6 Months	1 Year	2 Years	3 Years	Inception
Fund	0.47%	6.52%	10.22%	5.88%	6.12%	7.00%
Benchmark	-	-	-	-	-	-

Returns less than or equal to 1 year are absolute. Returns greater than 1 year are compounded annualised growth rate (CAGR). Past performance is not indicative of future performance

DHFL total exposure as on 30th August 2019 is Rs. 3.26 crore. Company has provided 60% of the investment based on realizable value assessment. Out of total investment, DHFL has defaulted on Rs. 2.62 crore exposure, which was due for maturity on 16th August 2019 and same is part of net current assets.

August 2019

## Balanced Equity Fund

### Fund Objective

The investment objective of this fund is to provide capital appreciation by investing in a suitable mix of debt and equities.

### Portfolio Allocation

	Stated (%)	Actual (%)
Equity	10 - 70	13.88
Debt and debt related securities incl. Fixed deposits	0 - 80	69.68
Mutual Funds and Money market instruments	0 - 50	28.30
Net Current Assets*		-11.86
<b>Total</b>		<b>100.00</b>

\*Net current asset represents net of receivables and payables for investments held.

### Portfolio

Company/Issuer	Sector/Rating	Exposure (%)
<b>Equity</b>		<b>15.42%</b>
HDFC Bank Ltd	Financial Service Activities, Except Insurance and Pension Funding	1.75%
Reliance Industries Ltd	Manufacture of Coke and Refined Petroleum Products	1.66%
SBI-ETF Nifty 50	Mutual Fund - Liquid	1.53%
Infosys Ltd	Computer Programming, Consultancy and Related Activities	1.37%
Housing Development Finance Corporation Ltd	Housing Industry	1.16%
ICICI Bank Ltd	Financial Service Activities, Except Insurance and Pension Funding	1.01%
ITC Ltd	Manufacture of Tobacco Products	0.95%
Tata Consultancy Services Ltd	Computer Programming, Consultancy and Related Activities	0.78%
Larsen & Toubro Ltd	Civil Engineering Infrastructure	0.68%
Hindustan Unilever Ltd	Manufacture of Chemicals and Chemical Products	0.65%
Others		3.87%
<b>Corporate Bond</b>		<b>9.51%</b>
8.57% Indiabulls Housing Finance Ltd. NCD (MD 30/03/2022)	AAA	3.53%
NOVO X Trust - Locomotive Series U (MD 15/04/2021)	AAA	3.02%
8.60% LICHF Ltd. NCD (MD 28/12/2020)	AAA	2.97%
<b>Sovereign</b>		<b>60.17%</b>
7.26% GOI (MD 14/01/2029)	SOV	59.16%
7.32% GOI (MD 28/01/2024)	SOV	1.01%
<b>Money Market, Deposits &amp; Other</b>		<b>14.91%</b>
<b>Total</b>		<b>100.00%</b>

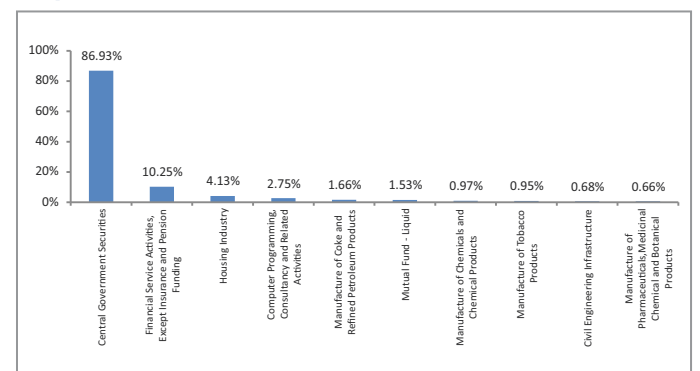
### Fund Details

Description	
SFIN Number	ULIF07413/05/15BALEQTYFND116
Launch Date	08-Mar-16
Face Value	10
Risk Profile	High
Benchmark	-
Fund Manager Name	Reshma Banda, Durgadutt Dhar
Number of funds managed by fund manager:	Reshma Banda      Durgadutt Dhar
Equity	28      -
Debt	-      29
Hybrid	25      24
NAV as on 30-August-19	13.1045
AUM (Rs. Cr)	20.65
Equity	15.42%
Debt	96.44%
Net current asset	-11.86%

### Quantitative Indicators

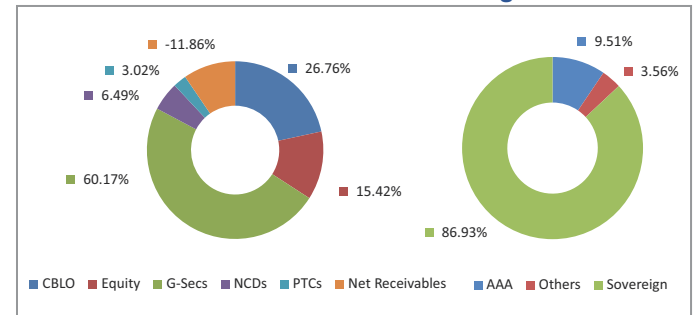
Modified Duration in Years	4.34
Average Maturity in Years	5.99
Yield to Maturity in %	6.38%

### Top 10 Sectors



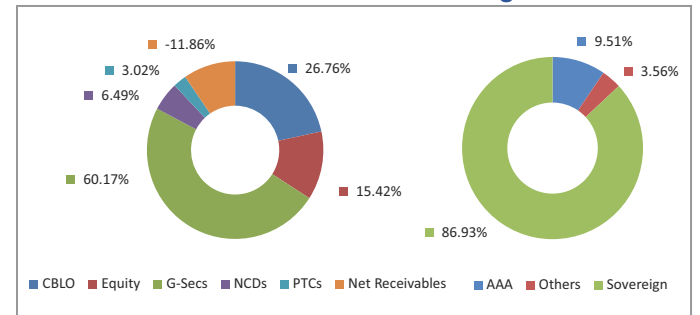
Note : 'Financial & insurance activities' sector includes exposure to 'Fixed Deposits' & 'Certificate of Deposits'.

### Asset Class



\*Others includes Equity, CBLO, Net receivable/payable and FD

### Rating Profile



### Performance

Period	1 Month	6 Months	1 Year	2 Years	3 Years	Inception
Fund	0.39%	6.26%	8.68%	5.77%	6.91%	8.08%
Benchmark	-	-	-	-	-	-

Returns less than or equal to 1 year are absolute. Returns greater than 1 year are compounded annualised growth rate (CAGR). Past performance is not indicative of future performance

August 2019

## Builder Bond Fund

### Fund Objective

The investment objective of this fund is to provide accumulation of income through investment in high quality fixed income securities

### Portfolio Allocation

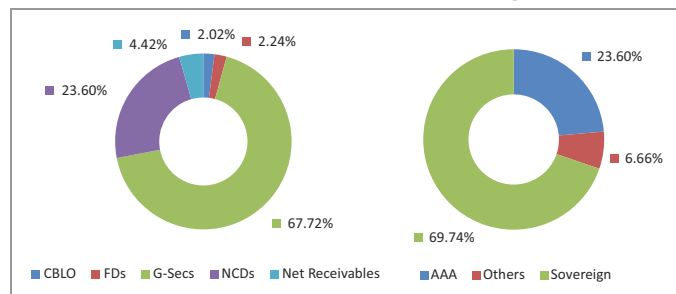
	Stated (%)	Actual (%)
Debt and debt related securities incl. Fixed deposits	40 - 100	93.55
Money market instruments, Cash, Mutual funds	0 - 60	2.02
Net Current Assets*		4.42
<b>Total</b>		<b>100.00</b>

\*Net current asset represents net of receivables and payables for investments held.

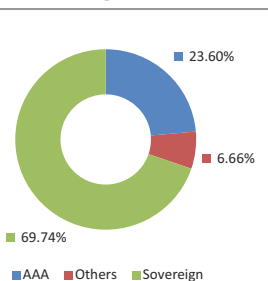
### Portfolio

Company/Issuer	Rating	Exposure (%)
<b>Corporate Bond</b>		<b>23.60%</b>
8.24% Power Grid Corporation(GOI Serviced) NCD (14/02/2029)	AAA	5.90%
8.30% NTPC Ltd NCD Series 67 Secured Bond (MD 15/01/2029)	AAA	4.02%
8.75% Indiabulls Housing Finance Ltd. NCD (MD 26/09/2021)	AAA	3.54%
8.70% HDFC Ltd (MD 15/12/2020)	AAA	2.60%
7.39% LIC Housing Finance Ltd NCD (MD 30/08/2022)	AAA	2.10%
7.7948% Kotak Mahindra Prime Ltd NCD (MD 16/07/2020)	AAA	1.93%
7.49% GRUH Finance Limited NCD (MD 31/10/2022)	AAA	1.79%
8.80% LIC Housing Finance Ltd NCD (MD 25/01/2029)	AAA	1.73%
<b>Sovereign</b>		<b>67.72%</b>
7.26% GOI (MD 14/01/2029)	SOV	59.63%
7.32% GOI (MD 28/01/2024)	SOV	8.09%
<b>Money Market, Deposits &amp; Other</b>		<b>8.68%</b>
<b>Total</b>		<b>100.00%</b>

### Asset Class



### Rating Profile



\*Others includes Equity, CBLO, Net receivable/payable and FD

### Performance

Period	1 Month	6 Months	1 Year	2 Years	3 Years	Inception
Fund	0.43%	8.14%	13.49%	6.82%	6.22%	7.43%
Benchmark	-	-	-	-	-	-

Returns less than or equal to 1 year are absolute. Returns greater than 1 year are compounded annualised growth rate (CAGR). Past performance is not indicative of future performance

DHFL total exposure as on 30th August 2019 is Rs. 0.53 crore. Company has provided 60% of the investment based on realizable value assessment. Out of total investment, DHFL has defaulted on Rs. 0.53 crore exposure, which was due for maturity on 16th August 2019 and same is part of net current assets.

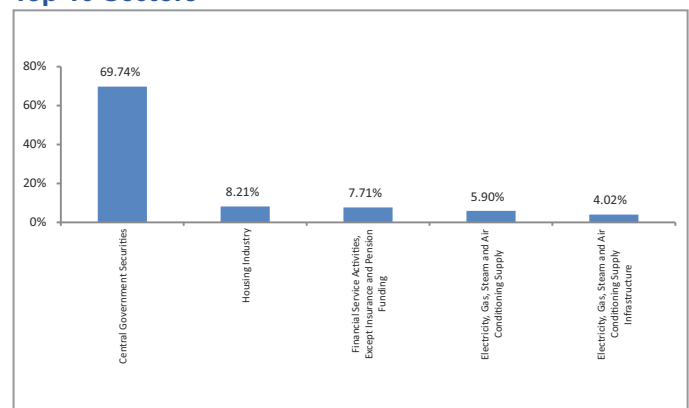
### Fund Details

Description	
SFIN Number	ULIF07313/05/15BLDRBNDFND116
Launch Date	08-Mar-16
Face Value	10
Risk Profile	Medium
Benchmark	-
Fund Manager Name	Durgadutt Dhar
Number of funds managed by fund manager:	
Equity	-
Debt	29
Hybrid	24
NAV as on 30-August-19	12.8312
AUM (Rs. Cr)	62.76
Equity	-
Debt	95.58%
Net current asset	4.42%

### Quantitative Indicators

Modified Duration in Years	5.55
Average Maturity in Years	7.67
Yield to Maturity in %	6.74%

### Top 10 Sectors



Note : 'Financial & insurance activities' sector includes exposure to 'Fixed Deposits' & 'Certificate of Deposits'.

August 2019

## Discontinued Pension Policy Fund

### Fund Objective

To provide minimum guaranteed rate of return on discontinued policies as prescribed by IRDAI

### Portfolio Allocation

	Stated (%)	Actual (%)
Money Market instrument	0 - 40	16.33
Gsec	60 - 100	83.65
Net Current Assets*		0.02
<b>Total</b>		<b>100.00</b>

\*Net current asset represents net of receivables and payables for investments held.

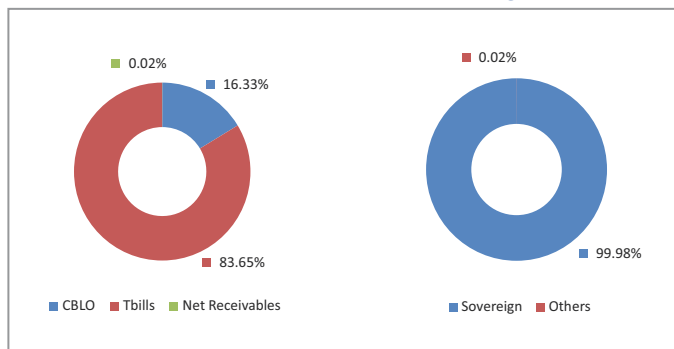
### Portfolio

Company/Issuer	Rating	Exposure (%)
Money Market, Deposits & Other		100.00%
<b>Total</b>		<b>100.00%</b>

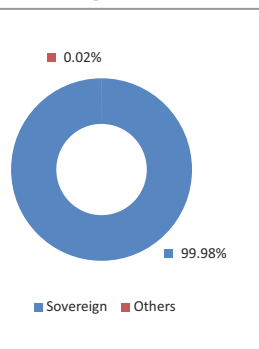
### Fund Details

Description	
SFIN Number	ULIF07126/03/13DISCONPENS116
Launch Date	09-Sep-15
Face Value	10
Risk Profile	Low
Benchmark	-
Fund Manager Name	Durgadutt Dhar
Number of funds managed by fund manager:	
Equity	-
Debt	29
Hybrid	24
NAV as on 30-August-19	12.2514
AUM (Rs. Cr)	115.02
Equity	-
Debt	99.98%
Net current asset	0.02%

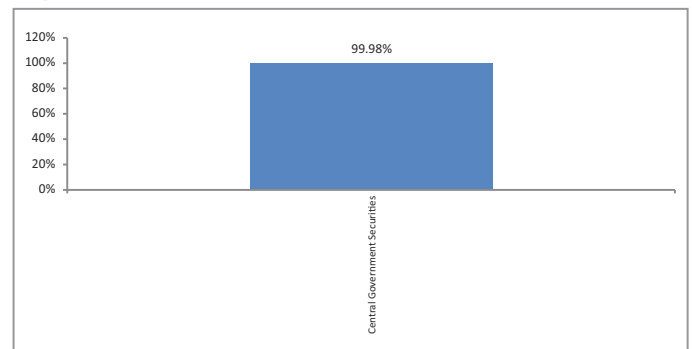
### Asset Class



### Rating Profile



### Top 10 Sectors



\*Others includes Equity, CBLO, Net receivable/payable and FD

Note : 'Financial & insurance activities' sector includes exposure to 'Fixed Deposits' & 'Certificate of Deposits'.

### Performance

Period	1 Month	6 Months	1 Year	2 Years	3 Years	Inception
Fund	0.44%	2.90%	6.02%	5.88%	5.85%	5.24%
Benchmark	-	-	-	-	-	-

Returns less than or equal to 1 year are absolute. Returns greater than 1 year are compounded annualised growth rate (CAGR). Past performance is not indicative of future performance

August 2019

## Discontinued Life Policy Fund

### Fund Objective

To provide minimum guaranteed rate of return on discontinued policies as prescribed by IRDAI

### Portfolio Allocation

	Stated (%)	Actual (%)
Money Market instrument	0 - 40	7.40
Gsec	60 - 100	92.59
Net Current Assets*		0.01
<b>Total</b>		<b>100.00</b>

\*Net current asset represents net of receivables and payables for investments held.

### Portfolio

Company/Issuer	Rating	Exposure (%)
<b>Money Market, Deposits &amp; Other</b>		<b>100.00%</b>
<b>Total</b>		<b>100.00%</b>

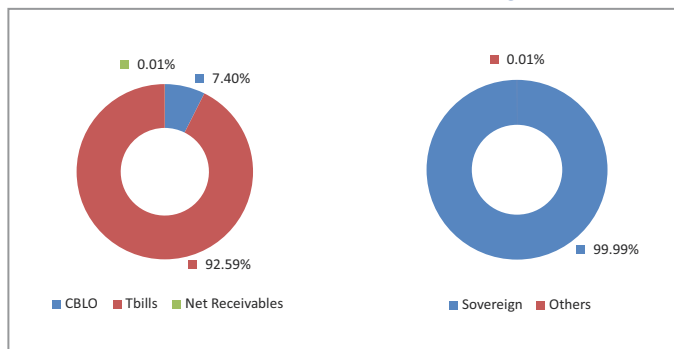
### Fund Details

Description	
SFIN Number	ULIF07026/03/13DISCONLIFE116
Launch Date	28-Jan-15
Face Value	10
Risk Profile	Low
Benchmark	-
Fund Manager Name	Durgadutt Dhar
Number of funds managed by fund manager:	
Equity	-
Debt	29
Hybrid	24
NAV as on 30-August-19	12.8123
AUM (Rs. Cr)	887.13
Equity	-
Debt	99.99%
Net current asset	0.01%

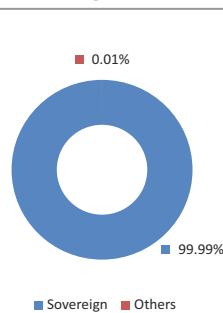
### Quantitative Indicators

Modified Duration in Years	0.32
Average Maturity in Years	0.32
Yield to Maturity in %	5.99%

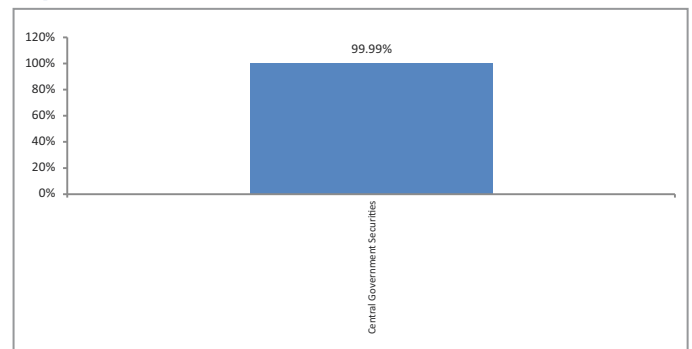
### Asset Class



### Rating Profile



### Top 10 Sectors



\*Others includes Equity, CBLO, Net receivable/payable and FD

Note : 'Financial & insurance activities' sector includes exposure to 'Fixed Deposits' & 'Certificate of Deposits'.

### Performance

Period	1 Month	6 Months	1 Year	2 Years	3 Years	Inception
Fund	0.45%	2.58%	4.55%	5.20%	5.48%	5.55%
Benchmark	-	-	-	-	-	-

Returns less than or equal to 1 year are absolute. Returns greater than 1 year are compounded annualised growth rate (CAGR). Past performance is not indicative of future performance

DHFL total exposure as on 30th August 2019 is Rs. 0.2 crore. Company has provided 60% of the investment based on realizable value assessment. Out of total investment, DHFL has defaulted on Rs. 0.2 crore exposure, which was due for maturity on 25th June 2019 and the same is part of net current assets.