

INVESTMENT'Z INSIGHT

Monthly Investment Update June 2019

Index

EQUITY FUNDS

Accelerator Mid-Cap Fund	1
Equity Growth Fund	2
Equity Index Fund II	3
Pure Stock Fund	4
Premier Equity Growth Fund	5
Premier Equity Index Fund	6
Equity Growth Fund II	7
Accelerator Mid-Cap Fund II	8
Accelerator Mid-Cap Pension Fund	9
Equity Growth Pension Fund	10
Equity Index Pension Fund II	11
Pure Stock Pension Fund	12
Equity Fund	13
Equity Gain Fund	14
Equity Index Fund	15
Equity Index Pension Fund	16
Equity Mid-Cap Fund	17
Equity Midcap Plus Pension Fund	18
Equity Mid-Cap Plus Fund	19
Equity Plus Fund	20
Equity Plus Pension Fund	21
Premier Equity Fund	22
Premier Equity Gain Fund	23
Pure Equity Fund	24
Blue Chip Equity Fund	25
Pure Stock Fund II	26

HYBRID FUNDS

Asset Allocation Fund	27
Asset Allocation Pension Fund	29
Asset Allocation Fund II	30

DEBT FUNDS

Bond Fund	32
Premier Bond Fund	33
Bond Pension Fund	34
Debt Fund	35
Debt Plus Fund	36
Debt Plus Pension Fund	37
Life Long Gain Fund	38
Premier Debt Fund	39

LIQUID FUNDS

Liquid Fund	40
Liquid Pension Fund	41
Cash Fund	42
Cash Plus Fund	43
Cash Plus Pension Fund	44

GUARANTEE FUNDS

Max Gain Fund I	45
Max Gain Fund II	46
Shield Plus Fund I	47
Shield Plus Fund II	48
Shield Plus Fund III	49

Index

GUARANTEE FUNDS	
Growth Plus Fund I	50
Growth Plus Fund II	51
Growth Plus Fund III	52
Assured Return Fund	53
Guaranteed Bond Fund	54
Shield Plus Fund- IV	55
Pension Builder Fund	56
Balanced Equity Fund	57
Builder Bond Fund	58
DISCONTINUED FUNDS	
Discontinued Pension Policy Fund	59
Discontinued Life Policy Fund	60

Fund Performance Summary

ASSET PROFILE

Asset Class	Asset Allocation Funds	Cash Funds	Debt Funds	Equity Funds Large Cap	Equity Funds Mid Cap	Index Funds	Ethical Funds
Equity ETF	0.00%	0.00%	0.00%	9.48%	2.08%	0.00%	3.96%
Equity Shares	61.00%	0.00%	0.00%	83.80%	84.50%	96.92%	81.55%
Money Market Instruments	0.31%	100.00%	0.60%	6.72%	13.42%	3.08%	14.49%
Fixed Deposits	0.00%	0.00%	2.41%	0.00%	0.00%	0.00%	0.00%
Bond and Debentures	15.90%	0.00%	47.98%	0.00%	0.00%	0.00%	0.00%
Govt Securities	22.79%	0.00%	49.01%	0.00%	0.00%	0.00%	0.00%
Grand Total	100.00%	100.00%	100.00%	100.00%	100.00%	100.00%	100.00%

FUND PERFORMANCE SUMMARY

Type	FUND NAMES	SFIN Code	Absolute Return				CAGR Return				
			1 Month	3 month	6 month	1 Year	2 Year	3 Year	5 Year	Returns since Inception CAGR	Inception Date
Asset Allocation Fund	Asset Allocation Fund	ULIF04528/09/07ASSETALLOCC116	-1.57%	-1.02%	2.88%	2.89%	6.06%	8.34%	9.01%	9.57%	01-Oct-07
Asset Allocation Fund	Asset Allocation Fund II	ULIF07205/12/13ASSETALLOCC2116	-0.71%	0.49%	4.30%	4.11%	6.68%	8.87%	10.27%	10.47%	31-Mar-14
Asset Allocation Fund	Asset Allocation Pension Fund	ULIF04628/01/08ASALLOCCPEN116	-0.94%	-0.26%	3.78%	4.33%	7.07%	9.13%	9.66%	9.69%	27-Jan-08
	CRISIL Balanced Fund – Aggressive Index		-0.25%	2.15%	7.51%	10.73%	9.68%	11.05%	9.32%		
Cash Fund	Cash Fund	ULIF00215/01/04CASHFUNDLI116	0.33%	1.03%	2.28%	4.86%	4.34%	4.48%	5.22%	5.88%	15-Jan-04
Cash Fund	Cash Plus Fund	ULIF01023/07/04CASHPLUSFU116	0.49%	1.50%	3.25%	6.88%	6.32%	6.52%	7.27%	7.88%	23-Jul-04
Cash Fund	Cash Plus Pension Fund	ULIF01618/11/04CASHPLUSPEN116	0.47%	1.45%	3.05%	6.44%	6.10%	6.32%	7.07%	8.06%	18-Nov-04
Cash Fund	Liquid Fund	ULIF02510/07/06LIQUIDFUNDLI116	0.46%	1.42%	0.60%	-2.86%	1.23%	3.00%	5.02%	7.23%	10-Jul-06
Cash Fund	Liquid Pension Fund	ULIF04124/07/06LIQPENFUNDLI116	0.46%	1.41%	0.09%	-4.03%	0.58%	2.46%	4.64%	7.15%	24-Jul-06
	Crilil Liquid Fund Index		0.55%	1.78%	3.66%	7.61%	7.31%	7.16%	7.62%		
Debt Fund	Debt Fund	ULIF00415/01/04DEBTFUNDLI116	0.38%	2.62%	4.17%	8.97%	4.06%	5.31%	6.70%	6.10%	15-Jan-04
Debt Fund	Debt Plus Fund	ULIF00923/07/04DEBTPLUSFU116	0.50%	3.01%	5.05%	11.25%	6.43%	7.37%	8.39%	8.02%	23-Jul-04
Debt Fund	Debt Plus Pension Fund	ULIF01518/11/04DEBTPLUSPEN116	0.58%	3.23%	5.19%	11.54%	6.27%	8.10%	9.20%	8.79%	18-Nov-04
Debt Fund	Premier Debt Fund	ULIF02317/12/05PRERDEBTFU116	-0.05%	2.25%	3.59%	8.57%	4.05%	5.23%	6.66%	7.10%	17-Dec-05
Debt Fund	Life Long Gain Fund	ULIF01123/07/04LIFELOGAINI116	0.46%	2.81%	4.17%	9.72%	4.14%	5.57%	6.82%	5.34%	23-Jul-04
Debt Fund	Bond Fund	ULIF02610/07/06BONDFUNDLI116	1.05%	3.50%	5.81%	11.73%	6.24%	7.87%	8.96%	8.84%	10-Jul-06
Debt Fund	Premier Bond Fund	ULIF02821/07/06PREMIARBOND116	0.19%	2.36%	3.84%	8.39%	3.67%	4.71%	6.07%	6.52%	21-Jul-06
Debt Fund	Bond Pension Fund	ULIF03524/07/06BONDPENFUND116	0.54%	2.98%	4.91%	10.68%	5.81%	6.65%	7.99%	8.75%	24-Jul-06
	Crilil Composite Bond Fund Index		1.13%	3.63%	5.64%	11.62%	6.35%	8.03%	9.06%		
Large Cap Fund	Equity Gain Fund	ULIF00523/07/04EQGAINFUND116	-0.94%	-0.87%	3.65%	0.97%	7.25%	10.27%	9.20%	15.25%	23-Jul-04
Large Cap Fund	Equity Plus Fund	ULIF00723/07/04EQPLUSFUND116	-0.99%	-0.71%	4.22%	2.25%	8.66%	11.86%	10.97%	16.37%	23-Jul-04
Large Cap Fund	Equity Plus Pension Fund	ULIF01218/11/04EQPLUSPEN116	-0.93%	-0.83%	4.33%	2.18%	8.72%	11.91%	11.00%	17.24%	18-Nov-04
Large Cap Fund	Premier Equity Gain Fund	ULIF02217/12/05PREREQGAIN116	-0.92%	-0.90%	4.01%	1.41%	7.86%	11.02%	10.18%	13.10%	17-Dec-05
Large Cap Fund	Equity Growth Fund	ULIF02924/07/06EQGROWFUND116	-0.84%	-0.70%	4.43%	2.66%	8.89%	11.63%	10.58%	11.81%	24-Jul-06
Large Cap Fund	Equity Growth Fund II	ULIF05106/01/10EQTYGROWD116	-0.80%	-0.98%	4.25%	2.99%	9.53%	12.07%	11.58%	13.58%	06-Jan-10
Large Cap Fund	Premier Equity Growth Fund	ULIF03824/07/06PREMEQGROW116	-1.15%	-1.41%	3.38%	0.55%	7.01%	10.36%	9.47%	11.17%	24-Jul-06
Large Cap Fund	Equity Growth Pension Fund	ULIF03624/07/06EQTYGROPEN116	-1.09%	-1.03%	4.12%	1.66%	8.62%	11.99%	10.91%	12.94%	24-Jul-06
	Nifty 50 Index		-1.12%	1.42%	8.53%	10.03%	11.27%	12.46%	9.14%		
Mid Cap Fund	Equity Midcap Fund	ULIF01709/03/05EQMIDFUND116	-3.03%	-6.21%	-4.42%	-9.38%	0.00%	9.26%	8.69%	13.68%	09-Mar-05
Mid Cap Fund	Equity Midcap Plus Fund	ULIF01809/03/05EQMIDPLUS116	-2.83%	-5.73%	-3.65%	-7.96%	1.22%	10.68%	10.20%	16.61%	09-Mar-05
Mid Cap Fund	Equity Midcap Pension Fund	ULIF01909/03/05EQMIDPCPEN116	-2.95%	-5.96%	-3.73%	-8.06%	1.14%	10.40%	10.99%	18.52%	09-Mar-05
Mid Cap Fund	Accelerator Mid Cap Fund	ULIF03124/07/06ACCEMIDCAP116	-2.66%	-4.11%	-3.97%	-8.44%	0.83%	10.89%	10.45%	14.01%	24-Jul-06
Mid Cap Fund	Accelerator Mid Cap Fund II	ULIF05206/01/10ACCMIDCAO2116	-2.57%	-4.78%	-2.06%	-5.89%	2.53%	12.21%	11.63%	13.07%	06-Jan-10
Mid Cap Fund	Accelerator Midcap Pension Fund	ULIF03324/07/06ACCEMIDPEN116	-3.01%	-6.17%	-3.75%	-8.03%	1.08%	10.96%	10.56%	14.70%	24-Jul-06
	Nifty Midcap 50 Index		-1.83%	-4.05%	-1.20%	0.44%	3.82%	11.73%	7.58%		
Index Fund	Equity Fund	ULIF00315/01/04EQUITYFUND116	-1.16%	0.20%	5.02%	5.91%	7.99%	9.44%	6.82%	10.56%	15-Jan-04
Index Fund	Equity Index Fund	ULIF00623/07/04EQINDEXFUND116	-0.99%	0.60%	5.76%	7.51%	9.59%	11.05%	8.36%	13.88%	23-Jul-04
Index Fund	Equity Index Pension Fund	ULIF01318/11/04EQINDEXPEN116	-1.03%	0.53%	5.70%	7.45%	9.54%	11.04%	8.42%	13.29%	18-Nov-04
Index Fund	Premier Equity Fund	ULIF02117/12/05PRIMEQFUND116	-1.10%	0.26%	4.76%	5.28%	7.71%	9.22%	6.68%	9.62%	17-Dec-05
Index Fund	Equity Index Fund II	ULIF03024/07/06EQTYINDEX2116	-1.11%	0.80%	6.60%	6.87%	8.63%	10.33%	7.69%	10.22%	24-Jul-06
Index Fund	Premier Equity Index Fund	ULIF03924/07/06PREEQINDEX116	-1.22%	0.01%	4.65%	5.16%	7.22%	8.71%	6.11%	8.67%	24-Jul-06
Index Fund	Equity Index Pension Fund II	ULIF03724/07/06EQINDEXPEN2116	-1.04%	0.29%	5.45%	7.08%	9.37%	10.78%	8.09%	10.36%	24-Jul-06
Index Fund	Blue Chip Equity Fund	ULIF06026/10/10BLUECHIPFUND116	-1.17%	0.40%	5.34%	7.13%	9.32%	10.75%	7.99%	7.98%	01-Nov-10
	Nifty 50 Index		-1.12%	1.42%	8.53%	10.03%	11.27%	12.46%	9.14%		
Ethical Fund	Pure Equity Fund	ULIF02017/12/05PUREEQFUND116	-1.89%	-2.08%	-0.83%	-0.78%	5.75%	9.39%	11.25%	14.47%	17-Dec-05
Ethical Fund	Pure Stock Fund	ULIF02721/07/06PURESTKFUND116	-1.40%	-1.41%	0.27%	0.84%	7.04%	10.31%	11.77%	15.02%	21-Jul-06
Ethical Fund	Pure Stock Fund II	ULIF07709/01/17PURSTKFUND2116	-1.14%	-1.24%	0.07%	1.32%	5.96%	-	-	5.71%	05-Jun-17
Ethical Fund	Pure Stock Pension Fund	ULIF04717/04/08PURESTKPEN116	-2.44%	-3.31%	-4.25%	-0.91%	3.79%	7.70%	11.10%	14.36%	17-Apr-08
	Nifty 50 Index		-1.12%	1.42%	8.53%	10.03%	11.27%	12.46%	9.14%		
Others	Assured Return Fund	ULIF06127/01/11ASSRDRETRN116	0.51%	1.69%	4.21%	8.93%	5.77%	6.81%	7.79%	7.59%	28-Jan-11
Others	Balanced Equity Fund	ULIF07413/05/15BALEQTYFUND116	0.76%	2.75%	5.21%	9.64%	5.72%	7.78%	-	7.95%	08-Mar-16
Others	Builder Bond Fund	ULIF07313/05/15BLDRBNDFUND116	0.87%	3.41%	5.42%	11.16%	5.75%	6.46%	-	6.85%	08-Mar-16
Others	Discontinue Pension Policy Fund	ULIF07126/03/13DISCONPENS116	0.47%	1.46%	2.98%	6.09%	5.89%	5.86%	-	5.23%	09-Sep-15
Others	Discontinued Life Policy Fund	ULIF07026/03/13DISCONLIFE116	0.45%	1.45%	2.67%	4.64%	5.20%	5.54%	-	5.54%	28-Jan-15
Others	Growth Plus Fund I	ULIF05414/01/10GROWPLUS01116	0.47%	2.03%	4.42%	8.59%	6.08%	6.87%	7.57%	7.24%	12-Jan-10

June 2019

Accelerator Mid-Cap Fund

Fund Objective

To achieve capital appreciation by investing in a diversified basket of mid cap stocks and large cap stocks.

Portfolio Allocation

	Stated (%)	Actual (%)
Equity*	60 - 100	88.00
-Large Cap Stocks		30.14
-Mid Cap Stocks		69.86
Bank deposits and money market instruments	0 - 40	12.50
Net Current Assets*		-0.50
Total		100.00

*Net current asset represents net of receivables and payables for investments held.

* Minimum 50% allocation to mid cap stocks

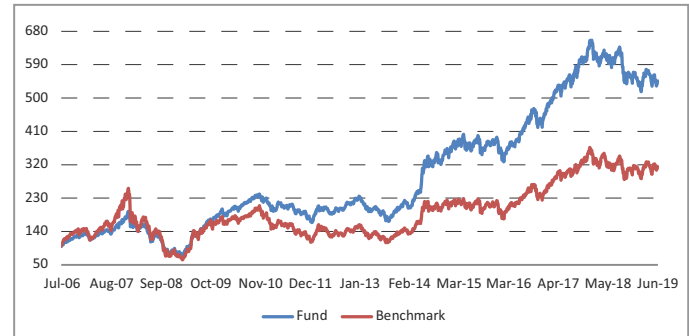
Portfolio

Company/Issuer	Sector/Rating	Exposure (%)
Equity		88.00%
Mphasis Ltd	Computer Programming, Consultancy and Related Activities	4.75%
ICICI Bank Ltd	Financial Service Activities, Except Insurance and Pension Funding	3.64%
RBL Bank Ltd	Financial Service Activities, Except Insurance and Pension Funding	3.52%
Axis Bank Ltd	Financial Service Activities, Except Insurance and Pension Funding	2.80%
Gayatri Projects Ltd	Civil Engineering Infrastructure	2.78%
Tech Mahindra Ltd	Computer Programming, Consultancy and Related Activities	2.69%
KSB Pumps Ltd	Manufacture of Machinery and Equipment N.E.C.	2.65%
Glenmark Pharmaceuticals Ltd	Manufacture of Pharmaceuticals, Medicinal Chemical and Botanical Products	2.63%
BASF India Ltd	Manufacture of Chemicals and Chemical Products	2.47%
Mahanagar Gas Ltd	Electricity, Gas, Steam and Air Conditioning Supply Infrastructure	2.46%
Others		57.61%
Money Market, Deposits & Other		12.00%
Total		100.00%

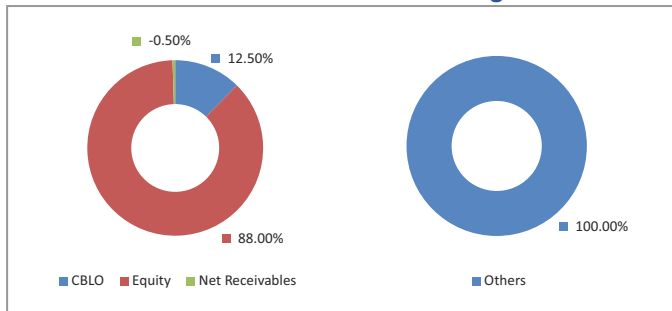
Fund Details

Description		
SFIN Number	ULIF03124/07/06ACCEMIDCAP116	
Launch Date	24-Jul-06	
Face Value	10	
Risk Profile	Very High	
Benchmark	NIFTY Midcap 50 Index	
Fund Manager Name	Sampath Reddy, Reshma Banda	
Number of funds managed by fund manager:	Sampath Reddy	Reshma Banda
Equity	19	28
Debt	-	-
Hybrid	9	25
NAV as on 30-Jun-19	54.5788	
AUM (Rs. Cr)	436.51	
Equity	88.00%	
Debt	12.50%	
Net current asset	-0.50%	

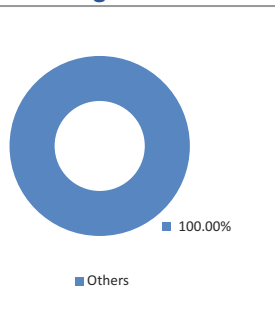
Growth of Rs. 100



Asset Class

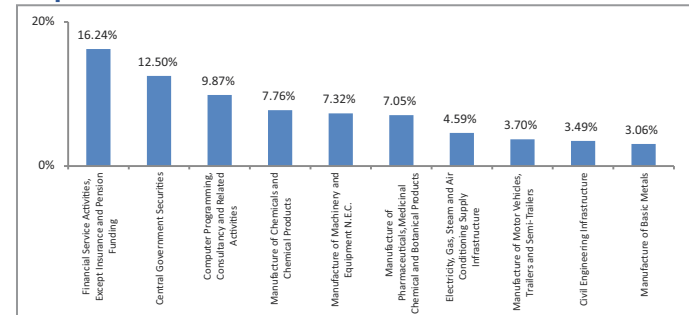


Rating Profile



*Others includes Equity, CBLO, Net receivable/payable and FD

Top 10 Sectors



Note : 'Financial & insurance activities' sector includes exposure to 'Fixed Deposits' & 'Certificate of Deposits'.

Performance

Period	1 Month	6 Months	1 Year	2 Years	3 Years	Inception
Fund	-2.66%	-3.97%	-8.44%	0.83%	10.89%	14.01%
Benchmark	-1.83%	-1.20%	0.44%	3.82%	11.73%	9.22%

Returns less than or equal to 1 year are absolute. Returns greater than 1 year are compounded annualised growth rate (CAGR). Past performance is not indicative of future performance

June 2019

Equity Growth Fund

Fund Objective

To provide capital appreciation through investment in select equity stocks those have the potential for capital appreciation.

Portfolio Allocation

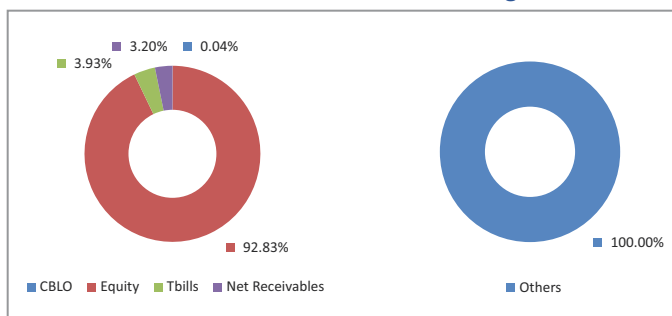
	Stated (%)	Actual (%)
Equity	60 - 100	92.83
Bank deposits and money market instruments	0 - 40	3.97
Net Current Assets*		3.20
Total		100.00

*Net current asset represents net of receivables and payables for investments held.

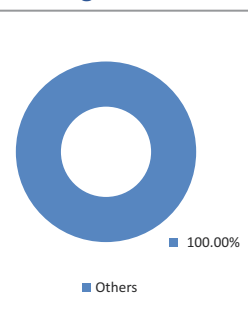
Portfolio

Company/Issuer	Sector/Rating	Exposure (%)
Equity		92.83%
HDFC Bank Ltd	Financial Service Activities, Except Insurance and Pension Funding	8.44%
Infosys Ltd	Computer Programming, Consultancy and Related Activities	6.62%
ICICI Bank Ltd	Financial Service Activities, Except Insurance and Pension Funding	6.30%
Axis Bank Ltd	Financial Service Activities, Except Insurance and Pension Funding	5.31%
Kotak Mahindra MF - Kotak Banking ETF - Div Payout Option	Mutual Fund - Liquid	5.14%
Reliance Industries Ltd	Manufacture of Coke and Refined Petroleum Products	5.14%
Reliance ETF Bank BeES	Mutual Fund - Liquid	4.63%
ITC Ltd	Manufacture of Tobacco Products	4.48%
Larsen & Toubro Ltd	Civil Engineering Infrastructure	3.83%
Kotak Mahindra Bank Ltd	Financial Service Activities, Except Insurance and Pension Funding	3.65%
Others		39.29%
Money Market, Deposits & Other		7.17%
Total		100.00%

Asset Class



Rating Profile



*Others includes Equity, CBLO, Net receivable/payable and FD

Performance

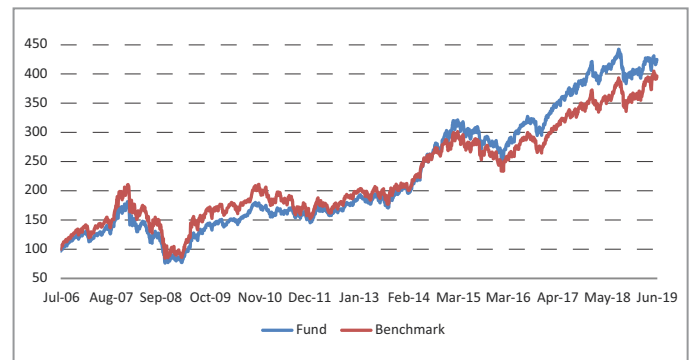
Period	1 Month	6 Months	1 Year	2 Years	3 Years	Inception
Fund	-0.84%	4.43%	2.66%	8.89%	11.63%	11.81%
Benchmark	-1.12%	8.53%	10.03%	11.27%	12.46%	11.19%

Returns less than or equal to 1 year are absolute. Returns greater than 1 year are compounded annualised growth rate (CAGR). Past performance is not indicative of future performance

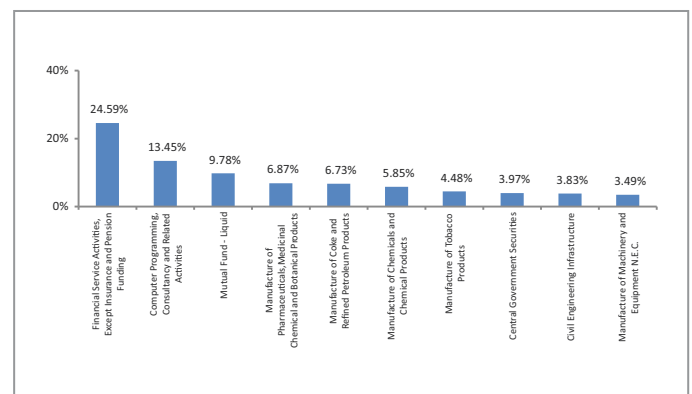
Fund Details

Description	
SFIN Number	ULIF02924/07/06EQGROWFUND116
Launch Date	24-Jul-06
Face Value	10
Risk Profile	Very High
Benchmark	Nifty 50 Index
Fund Manager Name	Sampath Reddy, Reshma Banda
Number of funds managed by fund manager:	Sampath Reddy Reshma Banda
Equity	19 28
Debt	- -
Hybrid	9 25
NAV as on 30-Jun-19	42.4255
AUM (Rs. Cr)	2757.74
Equity	92.83%
Debt	3.97%
Net current asset	3.20%

Growth of Rs. 100



Top 10 Sectors



Note : 'Financial & insurance activities' sector includes exposure to 'Fixed Deposits' & 'Certificate of Deposits'.

June 2019

Equity Index Fund II

Fund Objective

To provide capital appreciation through investment in equities forming part of National Stock Exchange NIFTY.

Portfolio Allocation

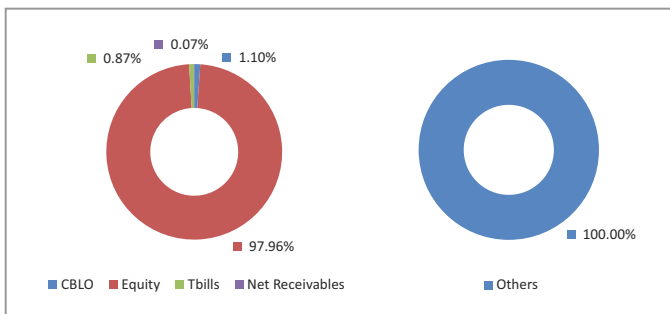
	Stated (%)	Actual (%)
Equity	60 - 100	97.96
Bank deposits and money market instruments	0 - 40	1.97
Net Current Assets*		0.07
Total		100.00

*Net current asset represents net of receivables and payables for investments held.

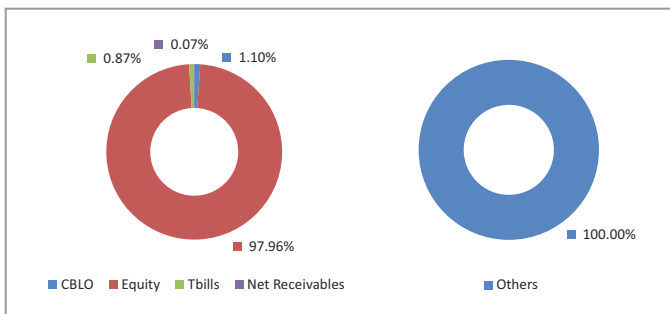
Portfolio

Company/Issuer	Sector/Rating	Exposure (%)
Equity		97.96%
HDFC Bank Ltd	Financial Service Activities, Except Insurance and Pension Funding	9.93%
Reliance Industries Ltd	Manufacture of Coke and Refined Petroleum Products	7.57%
Infosys Ltd	Computer Programming, Consultancy and Related Activities	7.14%
ITC Ltd	Manufacture of Tobacco Products	5.94%
Housing Development Finance Corporation Ltd	Financial Service Activities, Except Insurance and Pension Funding	4.89%
Hindustan Unilever Ltd	Manufacture of Chemicals and Chemical Products	4.69%
Larsen & Toubro Ltd	Civil Engineering Infrastructure	4.14%
Tata Consultancy Services Ltd	Computer Programming, Consultancy and Related Activities	2.93%
ICICI Bank Ltd	Financial Service Activities, Except Insurance and Pension Funding	2.88%
Bharti Airtel Ltd	Telecommunications Infrastructure	2.75%
Others		45.12%
Money Market, Deposits & Other		2.04%
Total		100.00%

Asset Class



Rating Profile



*Others includes Equity, CBLO, Net receivable/payable and FD

Performance

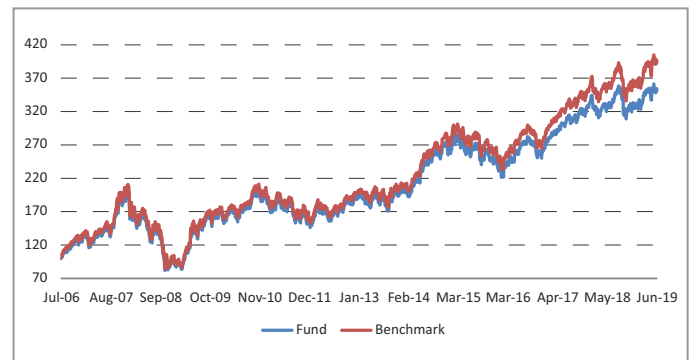
Period	1 Month	6 Months	1 Year	2 Years	3 Years	Inception
Fund	-1.11%	6.60%	6.87%	8.63%	10.33%	10.22%
Benchmark	-1.12%	8.53%	10.03%	11.27%	12.46%	11.19%

Returns less than or equal to 1 year are absolute. Returns greater than 1 year are compounded annualised growth rate (CAGR). Past performance is not indicative of future performance

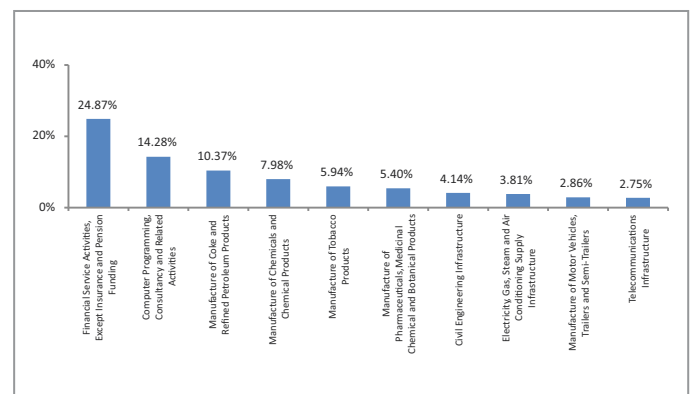
Fund Details

Description	
SFIN Number	ULIF03024/07/06EQTYINDX02116
Launch Date	24-Jul-06
Face Value	10
Risk Profile	High
Benchmark	Nifty 50 Index
Fund Manager Name	Reshma Banda
Number of funds managed by fund manager:	
Equity	28
Debt	-
Hybrid	25
NAV as on 30-Jun-19	35.2519
AUM (Rs. Cr)	2094.06
Equity	97.96%
Debt	1.97%
Net current asset	0.07%

Growth of Rs. 100



Top 10 Sectors



Note : 'Financial & insurance activities' sector includes exposure to 'Fixed Deposits' & 'Certificate of Deposits'.

June 2019

Pure Stock Fund

Fund Objective

To specifically exclude companies dealing in gambling, contests, liquor, entertainment (films, TV etc.), hotels, banks and financial institutions.

Portfolio Allocation

	Stated (%)	Actual (%)
Equity	60 - 100	84.51
Government treasury bills (Non-interest bearing)	0 - 40	15.75
Net Current Assets*		-0.26
Total		100.00

*Net current asset represents net of receivables and payables for investments held.

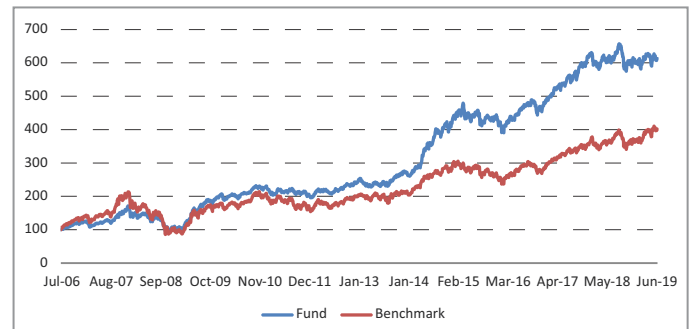
Portfolio

Company/Issuer	Sector/Rating	Exposure (%)
Equity		84.51%
Reliance Industries Ltd	Manufacture of Coke and Refined Petroleum Products	8.14%
Larsen & Toubro Ltd	Civil Engineering Infrastructure	7.56%
Infosys Ltd	Computer Programming, Consultancy and Related Activities	5.21%
Hindustan Unilever Ltd	Manufacture of Chemicals and Chemical Products	3.24%
Nestle India Ltd	Manufacture of Food Products	3.16%
HCL Technologies Ltd	Computer Programming, Consultancy and Related Activities	2.62%
BASF India Ltd	Manufacture of Chemicals and Chemical Products	2.46%
Hindalco Industries Ltd	Manufacture of Basic Metals	2.45%
Mahindra & Mahindra Ltd	Manufacture of Machinery and Equipment N.E.C.	2.01%
NTPC Ltd	Electricity, Gas, Steam and Air Conditioning Supply Infrastructure	1.96%
MRF Ltd	Manufacture of Rubber and Plastics Products	1.91%
Aurobindo Pharma Ltd	Manufacture of Pharmaceuticals, Medicinal Chemical and Botanical Products	1.89%
Mphasis Ltd	Computer Programming, Consultancy and Related Activities	1.77%
Hindustan Petroleum Corporation Ltd	Manufacture of Coke and Refined Petroleum Products	1.72%
Wipro Ltd	Computer Programming, Consultancy and Related Activities	1.68%
Asian Paints Ltd	Manufacture of Chemicals and Chemical Products	1.63%
Marico Ltd	Manufacture of Food Products	1.61%
Titan Industries Ltd.	Other Manufacturing	1.53%
Tech Mahindra Ltd	Computer Programming, Consultancy and Related Activities	1.52%
Pfizer Ltd	Manufacture of Pharmaceuticals, Medicinal Chemical and Botanical Products	1.51%
Others		28.92%
Money Market, Deposits & Other		15.49%
Total		100.00%

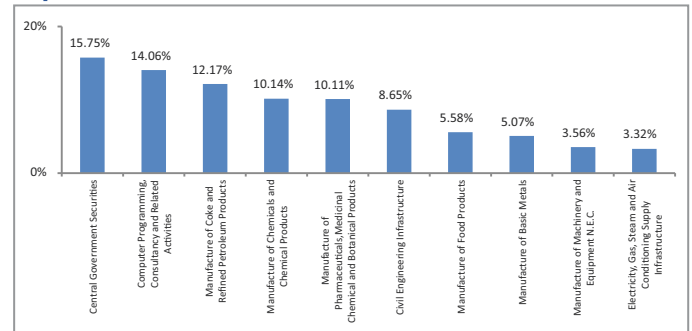
Fund Details

Description		
SFIN Number	ULIF02721/07/06PURESTKFUN116	
Launch Date	21-Jul-06	
Face Value	10	
Risk Profile	Very High	
Benchmark	Nifty 50 Index	
Fund Manager Name	Sampath Reddy, Reshma Banda	
Number of funds managed by fund manager:	Sampath Reddy	Reshma Banda
Equity	19	28
Debt	-	-
Hybrid	9	25
NAV as on 30-Jun-19	61.2684	
AUM (Rs. Cr)	1496.98	
Equity	84.51%	
Debt	15.75%	
Net current asset	-0.26%	

Growth of Rs. 100



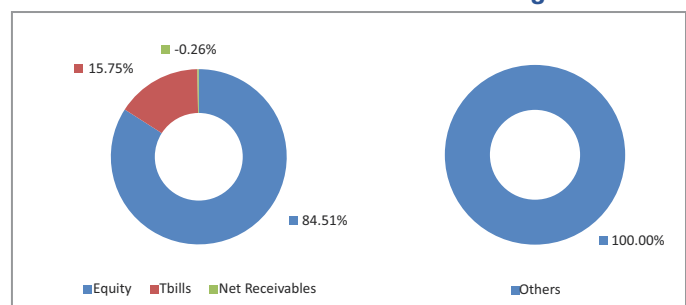
Top 10 Sectors



Note : 'Financial & insurance activities' sector includes exposure to 'Fixed Deposits' & 'Certificate of Deposits'.

Asset Class

Rating Profile



*Others includes Equity, CBLO, Net receivable/payable and FD

Performance

Period	1 Month	6 Months	1 Year	2 Years	3 Years	Inception
Fund	-1.40%	0.27%	0.84%	7.04%	10.31%	15.02%
Benchmark	-1.12%	8.53%	10.03%	11.27%	12.46%	11.30%

Returns less than or equal to 1 year are absolute. Returns greater than 1 year are compounded annualised growth rate (CAGR). Past performance is not indicative of future performance

June 2019

Premier Equity Growth Fund

Fund Objective

To provide capital appreciation through investment in selected equity stocks that have the potential for capital appreciation.

Portfolio Allocation

	Stated (%)	Actual (%)
Equity*	60 - 100	95.03
Bank deposits and money market instruments	0 - 40	4.30
Net Current Assets*		0.67
Total		100.00

*Net current asset represents net of receivables and payables for investments held.

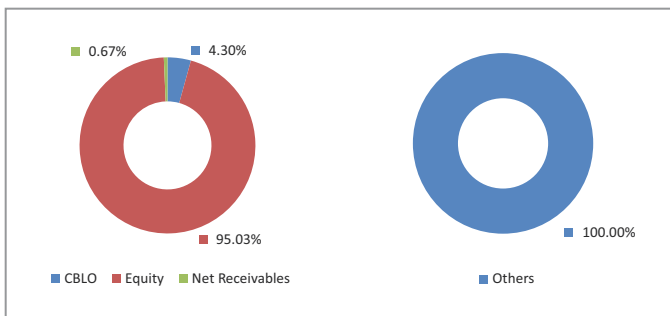
*Including Share Warrants

Portfolio

Company/Issuer	Sector/Rating	Exposure (%)
Equity		95.03%
ICICI Bank Ltd	Financial Service Activities, Except Insurance and Pension Funding	6.71%
Axis Bank Ltd	Financial Service Activities, Except Insurance and Pension Funding	5.98%
Infosys Ltd	Computer Programming, Consultancy and Related Activities	5.73%
Reliance Industries Ltd	Manufacture of Coke and Refined Petroleum Products	5.67%
Kotak Mahindra MF - Kotak Banking ETF - Div Payout Option	Mutual Fund - Liquid	5.38%
Kotak Mahindra Bank Ltd	Financial Service Activities, Except Insurance and Pension Funding	4.89%
HDFC Bank Ltd	Financial Service Activities, Except Insurance and Pension Funding	4.46%
Larsen & Toubro Ltd	Civil Engineering Infrastructure	4.45%
ITC Ltd	Manufacture of Tobacco Products	3.71%
Pfizer Ltd	Manufacture of Pharmaceuticals, Medicinal Chemical and Botanical Products	3.48%
Others		44.56%
Money Market, Deposits & Other		4.97%
Total		100.00%

Asset Class

Rating Profile

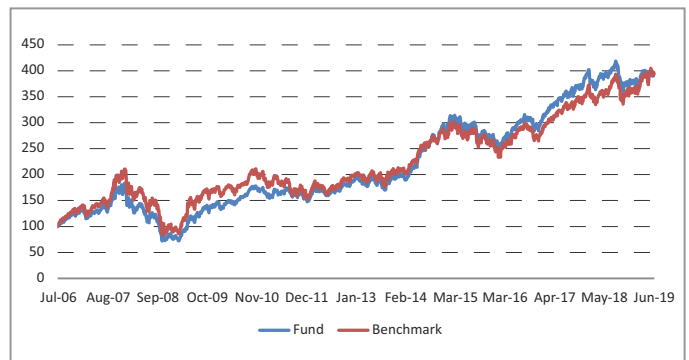


*Others includes Equity, CBLO, Net receivable/payable and FD

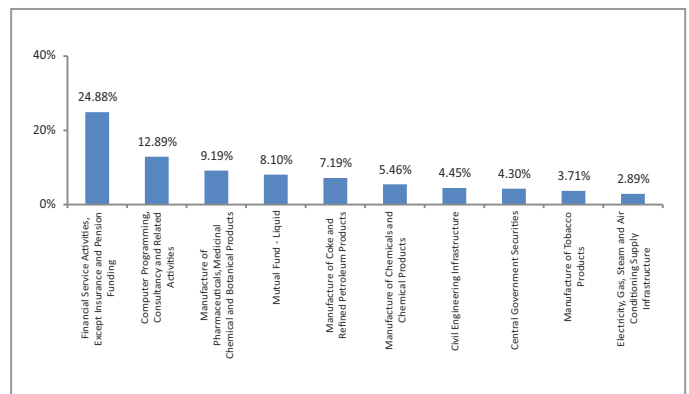
Fund Details

Description		
SFIN Number	ULIF03824/07/06PREMEQGROW116	
Launch Date	24-Jul-06	
Face Value	10	
Risk Profile	Very High	
Benchmark	Nifty 50 Index	
Fund Manager Name	Sampath Reddy, Reshma Banda	
Number of funds managed by fund manager:	Sampath Reddy	Reshma Banda
Equity	19	28
Debt	-	-
Hybrid	9	25
NAV as on 30-Jun-19	39.3774	
AUM (Rs. Cr)	16.51	
Equity	95.03%	
Debt	4.30%	
Net current asset	0.67%	

Growth of Rs. 100



Top 10 Sectors



Note : 'Financial & insurance activities' sector includes exposure to 'Fixed Deposits' & 'Certificate of Deposits'.

Performance

Period	1 Month	6 Months	1 Year	2 Years	3 Years	Inception
Fund	-1.15%	3.38%	0.55%	7.01%	10.36%	11.17%
Benchmark	-1.12%	8.53%	10.03%	11.27%	12.46%	11.19%

Returns less than or equal to 1 year are absolute. Returns greater than 1 year are compounded annualised growth rate (CAGR). Past performance is not indicative of future performance

June 2019

Premier Equity Index Fund

Fund Objective

To provide capital appreciation through investment in equities forming part of NSE NIFTY.

Portfolio Allocation

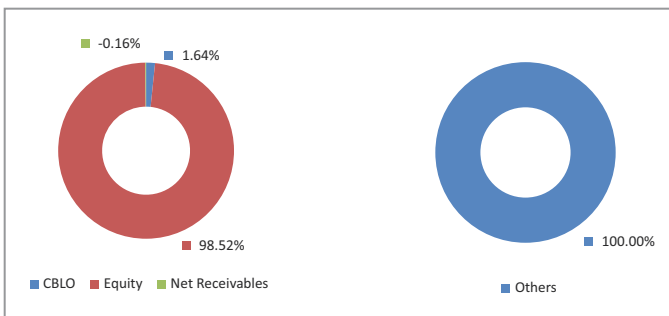
	Stated (%)	Actual (%)
Equity	60 - 100	98.52
Bank deposits and money market instruments	0 - 40	1.64
Net Current Assets*		-0.16
Total		100.00

*Net current asset represents net of receivables and payables for investments held.

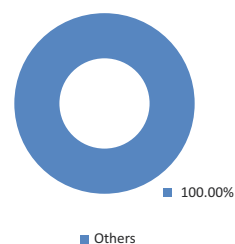
Portfolio

Company/Issuer	Sector/Rating	Exposure (%)
Equity		98.52%
HDFC Bank Ltd	Financial Service Activities, Except Insurance and Pension Funding	8.51%
Infosys Ltd	Computer Programming, Consultancy and Related Activities	7.15%
ICICI Bank Ltd	Financial Service Activities, Except Insurance and Pension Funding	6.59%
ITC Ltd	Manufacture of Tobacco Products	6.27%
Hindustan Unilever Ltd	Manufacture of Chemicals and Chemical Products	6.19%
Reliance Industries Ltd	Manufacture of Coke and Refined Petroleum Products	5.63%
Larsen & Toubro Ltd	Civil Engineering Infrastructure	4.44%
Maruti Suzuki India Ltd	Manufacture of Motor Vehicles, Trailers and Semi-Trailers	3.72%
Housing Development Finance Corporation Ltd	Financial Service Activities, Except Insurance and Pension Funding	3.37%
Axis Bank Ltd	Financial Service Activities, Except Insurance and Pension Funding	2.80%
Others		43.86%
Money Market, Deposits & Other		1.48%
Total		100.00%

Asset Class



Rating Profile

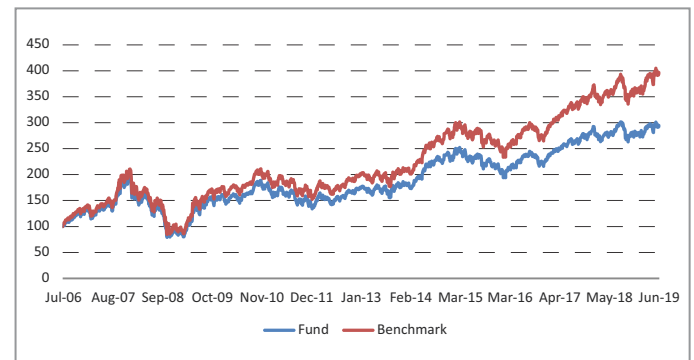


*Others includes Equity, CBLO, Net receivable/payable and FD

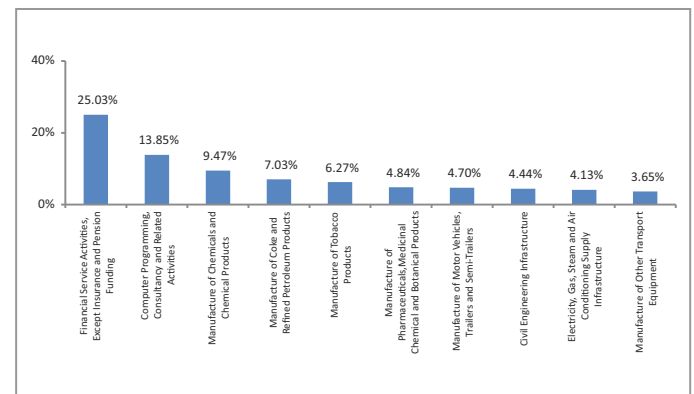
Fund Details

Description	
SFIN Number	ULIF03924/07/06PREREQINDX116
Launch Date	24-Jul-06
Face Value	10
Risk Profile	High
Benchmark	Nifty 50 Index
Fund Manager Name	Reshma Banda
Number of funds managed by fund manager:	
Equity	28
Debt	-
Hybrid	25
NAV as on 30-Jun-19	29.3353
AUM (Rs. Cr)	11.59
Equity	98.52%
Debt	1.64%
Net current asset	-0.16%

Growth of Rs. 100



Top 10 Sectors



Note : 'Financial & insurance activities' sector includes exposure to 'Fixed Deposits' & 'Certificate of Deposits'.

Performance

Period	1 Month	6 Months	1 Year	2 Years	3 Years	Inception
Fund	-1.22%	4.65%	5.16%	7.22%	8.71%	8.67%
Benchmark	-1.12%	8.53%	10.03%	11.27%	12.46%	11.19%

Returns less than or equal to 1 year are absolute. Returns greater than 1 year are compounded annualised growth rate (CAGR). Past performance is not indicative of future performance

June 2019

Equity Growth Fund II

Fund Objective

To provide capital appreciation through investment in selected equity stocks that have the potential for capital appreciation.

Portfolio Allocation

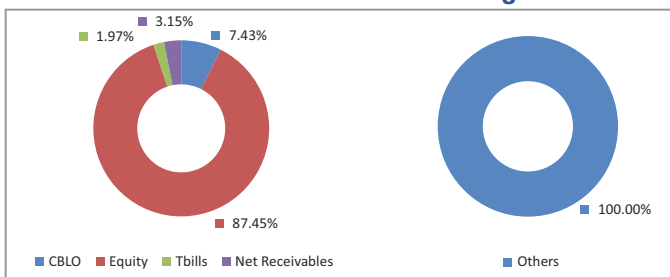
	Stated (%)	Actual (%)
Equity	60 - 100	87.45
Bank deposits and money market instruments	0 - 40	9.40
Net Current Assets*		3.15
Total		100.00

*Net current asset represents net of receivables and payables for investments held.

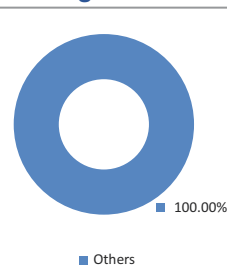
Portfolio

Company/Issuer	Sector/Rating	Exposure (%)
Equity		87.45%
HDFC Bank Ltd	Financial Service Activities, Except Insurance and Pension Funding	7.87%
ICICI Bank Ltd	Financial Service Activities, Except Insurance and Pension Funding	6.06%
Infosys Ltd	Computer Programming, Consultancy and Related Activities	5.84%
Axis Bank Ltd	Financial Service Activities, Except Insurance and Pension Funding	5.16%
Reliance Industries Ltd	Manufacture of Coke and Refined Petroleum Products	5.02%
Reliance ETF Bank BeES	Mutual Fund - Liquid	4.69%
Kotak Mahindra MF - Kotak Banking ETF - Div Payout Option	Mutual Fund - Liquid	4.52%
ITC Ltd	Manufacture of Tobacco Products	4.09%
Larsen & Toubro Ltd	Civil Engineering Infrastructure	3.57%
Kotak Mahindra Bank Ltd	Financial Service Activities, Except Insurance and Pension Funding	3.53%
HCL Technologies Ltd	Computer Programming, Consultancy and Related Activities	2.52%
Pfizer Ltd	Manufacture of Pharmaceuticals, Medicinal Chemical and Botanical Products	2.29%
Mahindra & Mahindra Ltd	Manufacture of Machinery and Equipment N.E.C.	1.91%
Asian Paints Ltd	Manufacture of Chemicals and Chemical Products	1.51%
Tech Mahindra Ltd	Computer Programming, Consultancy and Related Activities	1.47%
GAIL (India) Ltd	Electricity, Gas, Steam and Air Conditioning Supply Infrastructure	1.35%
Hindustan Unilever Ltd	Manufacture of Chemicals and Chemical Products	1.29%
Tata Consultancy Services Ltd	Computer Programming, Consultancy and Related Activities	1.16%
NTPC Ltd	Electricity, Gas, Steam and Air Conditioning Supply Infrastructure	1.14%
Titan Industries Ltd.	Other Manufacturing	1.12%
Others		21.34%
Money Market, Deposits & Other		12.55%
Total		100.00%

Asset Class



Rating Profile



*Others includes Equity, CBLO, Net receivable/payable and FD

Performance

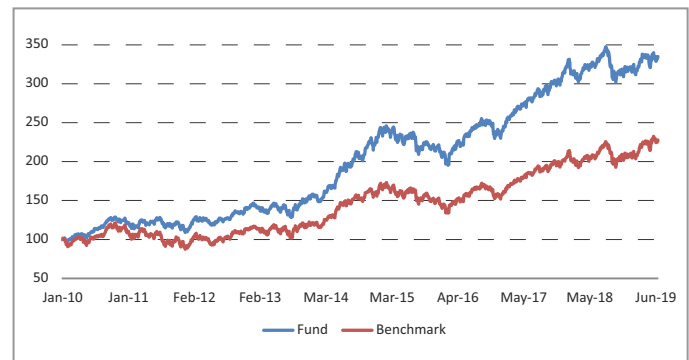
Period	1 Month	6 Months	1 Year	2 Years	3 Years	Inception
Fund	-0.80%	4.25%	2.99%	9.53%	12.07%	13.58%
Benchmark	-1.12%	8.53%	10.03%	11.27%	12.46%	8.83%

Returns less than or equal to 1 year are absolute. Returns greater than 1 year are compounded annualised growth rate (CAGR). Past performance is not indicative of future performance

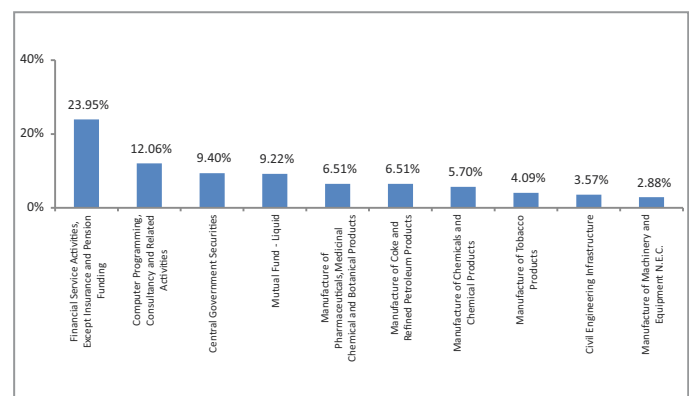
Fund Details

Description	
SFIN Number	ULIF05106/01/10EQTYGROW02116
Launch Date	06-Jan-10
Face Value	10
Risk Profile	Very High
Benchmark	Nifty 50 Index
Fund Manager Name	Sampath Reddy, Reshma Banda
Number of funds managed by fund manager:	Sampath Reddy, Reshma Banda
Equity	19
Debt	-
Hybrid	9
NAV as on 30-Jun-19	33.4510
AUM (Rs. Cr)	2031.09
Equity	87.45%
Debt	9.40%
Net current asset	3.15%

Growth of Rs. 100



Top 10 Sectors



Note : 'Financial & insurance activities' sector includes exposure to 'Fixed Deposits' & 'Certificate of Deposits'.

June 2019

Accelerator Mid-Cap Pension Fund

Fund Objective

To achieve capital appreciation by investing in a diversified basket of mid cap stocks and large cap stocks.

Portfolio Allocation

	Stated (%)	Actual (%)
Equity*	60 - 100	93.81
-Large Cap Stocks		31.00
-Mid Cap Stocks		69.00
Bank deposits and money market instruments	0 - 40	6.62
Net Current Assets*		-0.43
Total		100.00

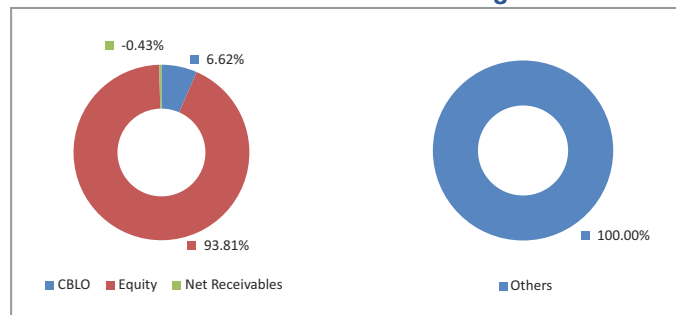
*Net current asset represents net of receivables and payables for investments held.

* Minimum 50% allocation to mid cap stocks

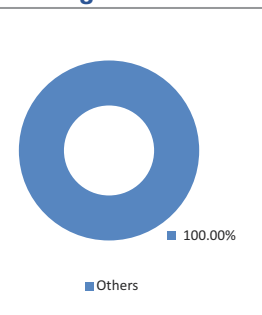
Portfolio

Company/Issuer	Sector/Rating	Exposure (%)
Equity		93.81%
Mphasis Ltd	Computer Programming, Consultancy and Related Activities	4.66%
RBL Bank Ltd	Financial Service Activities, Except Insurance and Pension Funding	4.06%
ICICI Bank Ltd	Financial Service Activities, Except Insurance and Pension Funding	4.01%
Gayatri Projects Ltd	Civil Engineering Infrastructure	3.15%
Axis Bank Ltd	Financial Service Activities, Except Insurance and Pension Funding	3.11%
Tech Mahindra Ltd	Computer Programming, Consultancy and Related Activities	2.97%
Glenmark Pharmaceuticals Ltd	Manufacture of Pharmaceuticals, Medicinal Chemical and Botanical Products	2.94%
KSB Pumps Ltd	Manufacture of Machinery and Equipment N.E.C.	2.70%
Mahanagar Gas Ltd	Electricity, Gas, Steam and Air Conditioning Supply Infrastructure	2.68%
Sanofi India Ltd	Manufacture of Pharmaceuticals, Medicinal Chemical and Botanical Products	2.57%
Others		60.96%
Money Market, Deposits & Other		6.19%
Total		100.00%

Asset Class



Rating Profile



*Others includes Equity, CBLO, Net receivable/payable and FD

Performance

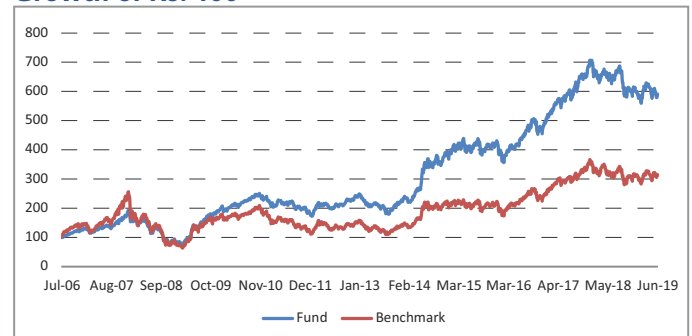
Period	1 Month	6 Months	1 Year	2 Years	3 Years	Inception
Fund	-3.01%	-3.75%	-8.03%	1.08%	10.96%	14.70%
Benchmark	-1.83%	-1.20%	0.44%	3.82%	11.73%	9.22%

Returns less than or equal to 1 year are absolute. Returns greater than 1 year are compounded annualised growth rate (CAGR). Past performance is not indicative of future performance

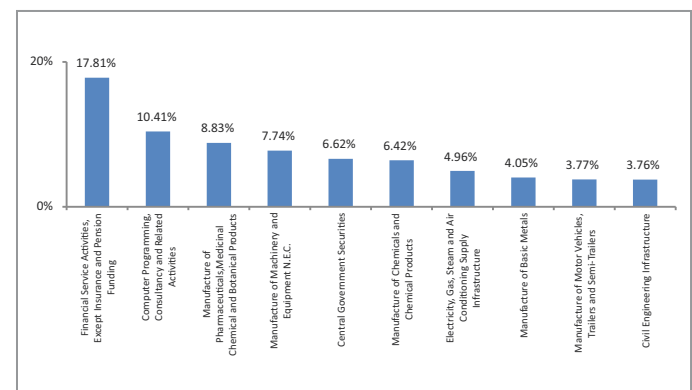
Fund Details

Description	
SFIN Number	ULIF03324/07/06ACCEMIDPEN116
Launch Date	24-Jul-06
Face Value	10
Risk Profile	Very High
Benchmark	NIFTY Midcap 50 Index
Fund Manager Name	Sampath Reddy, Reshma Banda
Number of funds managed by fund manager:	Sampath Reddy Reshma Banda
Equity	19 28
Debt	- -
Hybrid	9 25
NAV as on 30-Jun-19	59.0290
AUM (Rs. Cr)	46.81
Equity	93.81%
Debt	6.62%
Net current asset	-0.43%

Growth of Rs. 100



Top 10 Sectors



Note : 'Financial & insurance activities' sector includes exposure to 'Fixed Deposits' & 'Certificate of Deposits'.

June 2019

Accelerator Mid-Cap Fund II

Fund Objective

To achieve capital appreciation by investing in a diversified basket of mid cap stocks and large cap stocks.

Portfolio Allocation

	Stated (%)	Actual (%)
Equity*	60 - 100	86.76
-Large Cap Stocks		31.55
-Mid Cap Stocks		68.45
Bank deposits and money market instruments	0 - 40	14.01
Net Current Assets*		-0.77
Total		100.00

*Net current asset represents net of receivables and payables for investments held.
* Minimum 50% allocation to mid cap stocks

Portfolio

Company/Issuer	Sector/Rating	Exposure (%)
Equity		86.76%
ICICI Bank Ltd	Financial Service Activities, Except Insurance and Pension Funding	3.49%
Mphasis Ltd	Computer Programming, Consultancy and Related Activities	3.47%
RBL Bank Ltd	Financial Service Activities, Except Insurance and Pension Funding	2.90%
Kotak Mahindra Bank Ltd	Financial Service Activities, Except Insurance and Pension Funding	2.84%
Pfizer Ltd	Manufacture of Pharmaceuticals, Medicinal Chemical and Botanical Products	2.79%
Axis Bank Ltd	Financial Service Activities, Except Insurance and Pension Funding	2.51%
BASF India Ltd	Manufacture of Chemicals and Chemical Products	2.44%
Mahanagar Gas Ltd	Electricity, Gas, Steam and Air Conditioning Supply Infrastructure	2.28%
Sanofi India Ltd	Manufacture of Pharmaceuticals, Medicinal Chemical and Botanical Products	2.24%
Just Dial Ltd	Information Service Activities	2.24%
Kotak Mahindra MF - Kotak Banking ETF - Div Payout Option	Mutual Fund - Liquid	2.17%
Glenmark Pharmaceuticals Ltd	Manufacture of Pharmaceuticals, Medicinal Chemical and Botanical Products	2.14%
Gayatri Projects Ltd	Civil Engineering Infrastructure	2.05%
KSB Pumps Ltd	Manufacture of Machinery and Equipment N.E.C.	2.00%
AIA Engineering Ltd	Manufacture of Basic Metals	1.92%
Automotive Axles Ltd	Manufacture of Motor Vehicles, Trailers and Semi-Trailers	1.84%
Tech Mahindra Ltd	Computer Programming, Consultancy and Related Activities	1.78%
Siemens Ltd	Manufacture of Electrical Equipment	1.75%
National Aluminium Company Ltd	Manufacture of Basic Metals	1.68%
Ujjivan Financial Services Ltd	Financial Service Activities, Except Insurance and Pension Funding	1.54%
Others		40.68%
Money Market, Deposits & Other		13.24%
Total		100.00%

Performance

Period	1 Month	6 Months	1 Year	2 Years	3 Years	Inception
Fund	-2.57%	-2.06%	-5.89%	2.53%	12.21%	13.07%
Benchmark	-1.83%	-1.20%	0.44%	3.82%	11.73%	6.17%

Returns less than or equal to 1 year are absolute. Returns greater than 1 year are compounded annualised growth rate (CAGR). Past performance is not indicative of future performance

On 4th June, Dewan Housing Finance Corporation Limited (DHFL) defaulted in interest payment and we had accordingly provided for 75% towards impairment. Subsequently, DHFL has made past due interest payment. DHFL also repaid full amount of CP due on 20th & 21st June and 50% of the amount of CP due on 25th June. In view of this and based on realisable value assessment, current provision towards impairment stands at 50% as on 30th June 2019.

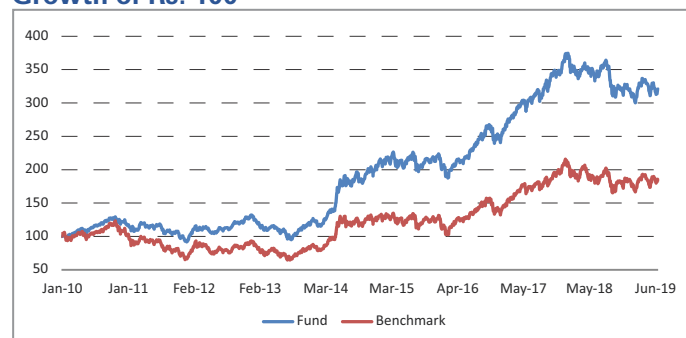
Fund Details

Description	
SFIN Number	ULIF05206/01/10ACCMIDCA02116
Launch Date	06-Jan-10
Face Value	10
Risk Profile	Very High
Benchmark	NIFTY Midcap 50 Index
Fund Manager Name	Sampath Reddy, Reshma Banda
Number of funds managed by fund manager:	Sampath Reddy Reshma Banda
Equity	19 28
Debt	- -
Hybrid	9 25
NAV as on 30-Jun-19	32.0689
AUM (Rs. Cr)	2107.26
Equity	86.76%
Debt	14.01%
Net current asset	-0.77%

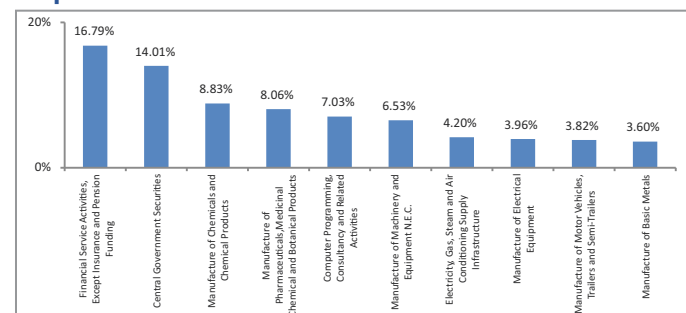
Quantitative Indicators

Modified Duration in Years	0.12
Average Maturity in Years	0.12
Yield to Maturity in %	6.02%

Growth of Rs. 100

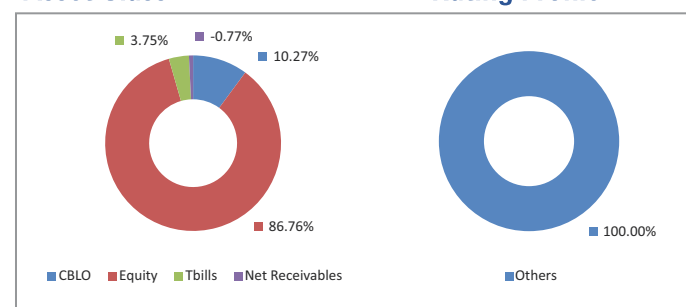


Top 10 Sectors

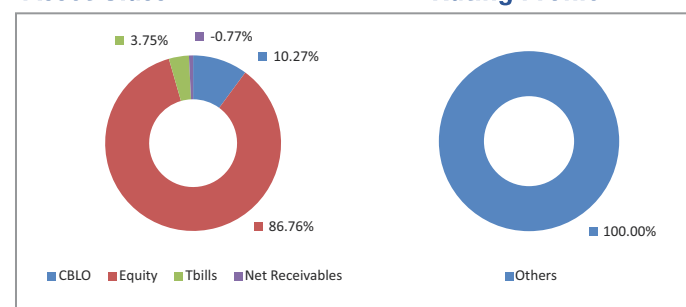


Note : 'Financial & Insurance activities' sector includes exposure to 'Fixed Deposits' & 'Certificate of Deposits'.

Asset Class



Rating Profile



*Others includes Equity, CBLO, Net receivable/payable and FD

June 2019

Equity Growth Pension Fund

Fund Objective

To provide capital appreciation through investment in selected equity stocks those have the potential for capital appreciation.

Portfolio Allocation

	Stated (%)	Actual (%)
Equity	60 - 100	92.03
Bank deposits and money market instruments	0 - 40	5.98
Net Current Assets*		1.99
Total		100.00

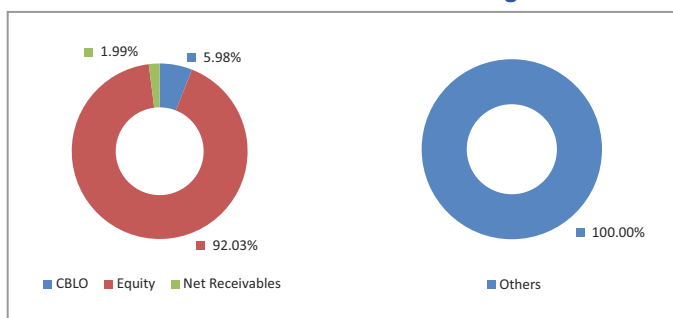
*Net current asset represents net of receivables and payables for investments held.

Portfolio

Company/Issuer	Sector/Rating	Exposure (%)
Equity		92.03%
HDFC Bank Ltd	Financial Service Activities, Except Insurance and Pension Funding	7.44%
Infosys Ltd	Computer Programming, Consultancy and Related Activities	6.55%
ICICI Bank Ltd	Financial Service Activities, Except Insurance and Pension Funding	5.42%
Reliance Industries Ltd	Manufacture of Coke and Refined Petroleum Products	5.15%
Kotak Mahindra Bank Ltd	Financial Service Activities, Except Insurance and Pension Funding	5.13%
Kotak Mahindra MF - Kotak Banking ETF - Div Payout Option	Mutual Fund - Liquid	5.09%
Axis Bank Ltd	Financial Service Activities, Except Insurance and Pension Funding	4.95%
ITC Ltd	Manufacture of Tobacco Products	4.53%
Larsen & Toubro Ltd	Civil Engineering Infrastructure	4.11%
Pfizer Ltd	Manufacture of Pharmaceuticals, Medicinal Chemical and Botanical Products	3.10%
Others		40.58%
Money Market, Deposits & Other		7.97%
Total		100.00%

Asset Class

Rating Profile



*Others includes Equity, CBLO, Net receivable/payable and FD

Performance

Period	1 Month	6 Months	1 Year	2 Years	3 Years	Inception
Fund	-1.09%	4.12%	1.66%	8.62%	11.99%	12.94%
Benchmark	-1.12%	8.53%	10.03%	11.27%	12.46%	11.19%

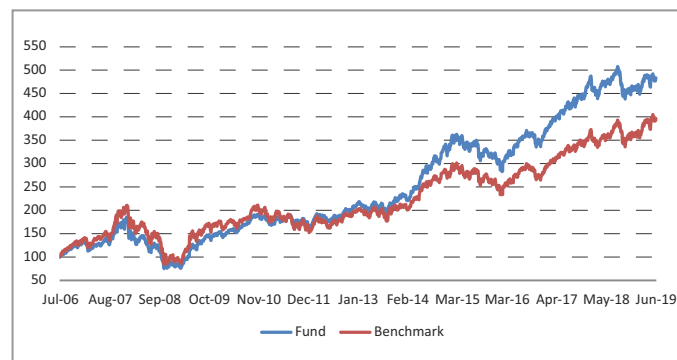
Returns less than or equal to 1 year are absolute. Returns greater than 1 year are compounded annualised growth rate (CAGR). Past performance is not indicative of future performance

On 4th June, Dewan Housing Finance Corporation Limited (DHFL) defaulted in interest payment and we had accordingly provided for 75% towards impairment. Subsequently, DHFL has made past due interest payment. DHFL also repaid full amount of CP due on 20th & 21st June and 50% of the amount of CP due on 25th June. In view of this and based on realisable value assessment, current provision towards impairment stands at 50% as on 30th June 2019.

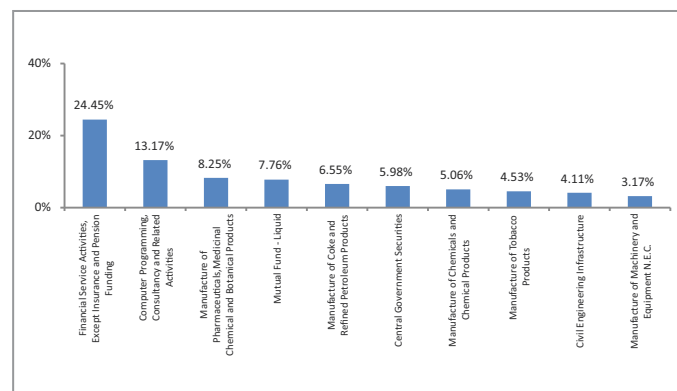
Fund Details

Description	
SFIN Number	ULIF03624/07/06EQTYGROPEN116
Launch Date	24-Jul-06
Face Value	10
Risk Profile	Very High
Benchmark	Nifty 50 Index
Fund Manager Name	Sampath Reddy, Reshma Banda
Number of funds managed by fund manager:	Sampath Reddy Reshma Banda
Equity	19 28
Debt	- -
Hybrid	9 25
NAV as on 30-Jun-19	48.3057
AUM (Rs. Cr)	81.57
Equity	92.03%
Debt	5.98%
Net current asset	1.99%

Growth of Rs. 100



Top 10 Sectors



Note : 'Financial & insurance activities' sector includes exposure to 'Fixed Deposits' & 'Certificate of Deposits'.

June 2019

Equity Index Pension Fund II

Fund Objective

To provide capital appreciation through investment in equities forming part of NSE NIFTY.

Portfolio Allocation

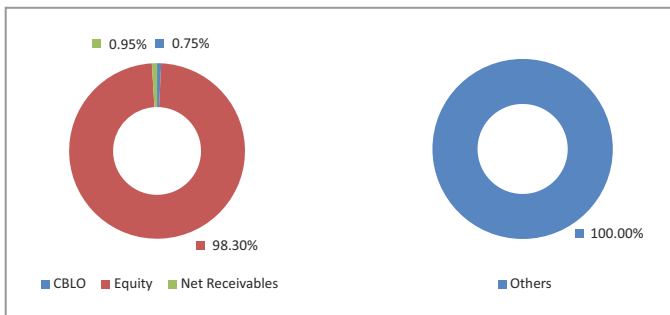
	Stated (%)	Actual (%)
Equity	60 - 100	98.30
Bank deposits and money market instruments	0 - 40	0.75
Net Current Assets*		0.95
Total		100.00

*Net current asset represents net of receivables and payables for investments held.

Portfolio

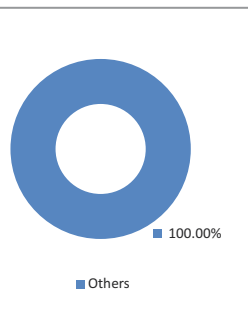
Company/Issuer	Sector/Rating	Exposure (%)
Equity		98.30%
HDFC Bank Ltd	Financial Service Activities, Except Insurance and Pension Funding	9.55%
Infosys Ltd	Computer Programming, Consultancy and Related Activities	8.95%
Reliance Industries Ltd	Manufacture of Coke and Refined Petroleum Products	7.16%
ICICI Bank Ltd	Financial Service Activities, Except Insurance and Pension Funding	7.04%
ITC Ltd	Manufacture of Tobacco Products	6.32%
Hindustan Unilever Ltd	Manufacture of Chemicals and Chemical Products	6.22%
Maruti Suzuki India Ltd	Manufacture of Motor Vehicles, Trailers and Semi-Trailers	3.50%
Housing Development Finance Corporation Ltd	Financial Service Activities, Except Insurance and Pension Funding	3.40%
Bharti Airtel Ltd	Telecommunications Infrastructure	2.87%
Larsen & Toubro Ltd	Civil Engineering Infrastructure	2.76%
Others		40.52%
Money Market, Deposits & Other		1.70%
Total		100.00%

Asset Class



*Others includes Equity, CBLO, Net receivable/payable and FD

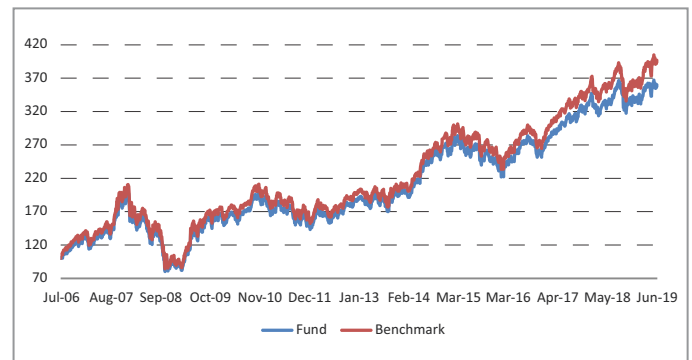
Rating Profile



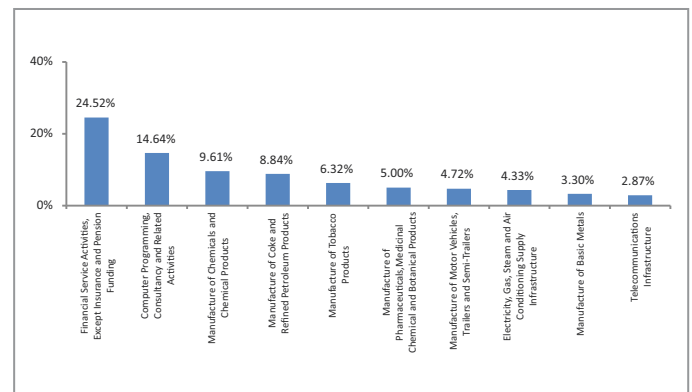
Fund Details

Description	
SFIN Number	ULIF03724/07/06EQINDPEN02116
Launch Date	24-Jul-06
Face Value	10
Risk Profile	High
Benchmark	Nifty 50 Index
Fund Manager Name	Reshma Banda
Number of funds managed by fund manager:	
Equity	28
Debt	-
Hybrid	25
NAV as on 30-Jun-19	35.8361
AUM (Rs. Cr)	130.75
Equity	98.30%
Debt	0.75%
Net current asset	0.95%

Growth of Rs. 100



Top 10 Sectors



Note : 'Financial & insurance activities' sector includes exposure to 'Fixed Deposits' & 'Certificate of Deposits'.

Performance

Period	1 Month	6 Months	1 Year	2 Years	3 Years	Inception
Fund	-1.04%	5.45%	7.08%	9.37%	10.78%	10.36%
Benchmark	-1.12%	8.53%	10.03%	11.27%	12.46%	11.19%

Returns less than or equal to 1 year are absolute. Returns greater than 1 year are compounded annualised growth rate (CAGR). Past performance is not indicative of future performance

June 2019

Pure Stock Pension Fund

Fund Objective

The investments in this fund will specifically exclude companies dealing in Gambling, Contests, Liquor, Entertainment (Films, TV etc.), Hotels, Banks and Financial Institutions.

Portfolio Allocation

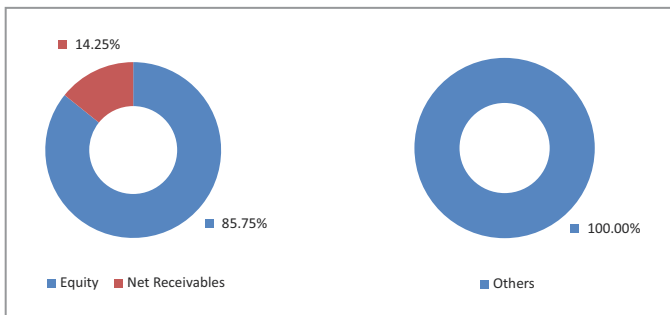
	Stated (%)	Actual (%)
Equity	60 - 100	85.75
Government treasury bills (Non-interest bearing)	0 - 40	-
Net Current Assets*		14.25
Total		100.00

*Net current asset represents net of receivables and payables for investments held.

Portfolio

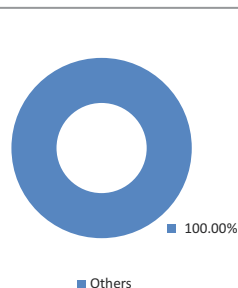
Company/Issuer	Sector/Rating	Exposure (%)
Equity		85.75%
Nestle India Ltd	Manufacture of Food Products	9.85%
Tech Mahindra Ltd	Computer Programming, Consultancy and Related Activities	8.27%
KSB Pumps Ltd	Manufacture of Machinery and Equipment N.E.C.	5.70%
MRF Ltd	Manufacture of Rubber and Plastics Products	4.74%
Kansai Nerolac Paints Ltd	Manufacture of Chemicals and Chemical Products	4.39%
Johnson Controls-Hitachi Air Condition. India Ltd	Manufacture of Machinery and Equipment N.E.C.	4.19%
Esab India Ltd	Manufacture of Machinery and Equipment N.E.C.	4.01%
Aurobindo Pharma Ltd	Manufacture of Pharmaceuticals, Medicinal Chemical and Botanical Products	3.78%
Hero MotoCorp Ltd	Manufacture of Other Transport Equipment	3.70%
Hindustan Unilever Ltd	Manufacture of Chemicals and Chemical Products	3.42%
Others		33.70%
Grand Total		14.25%
Total		100.00%

Asset Class



*Others includes Equity, CBLO, Net receivable/payable and FD

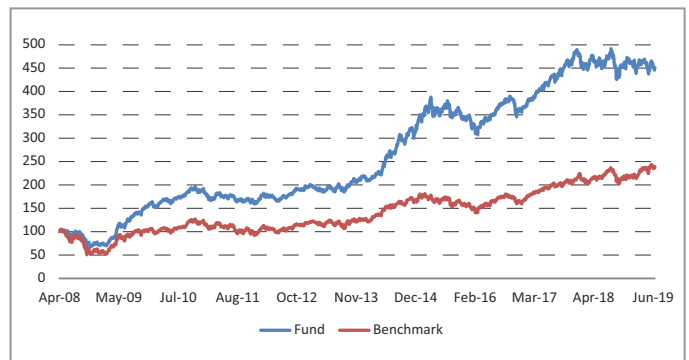
Rating Profile



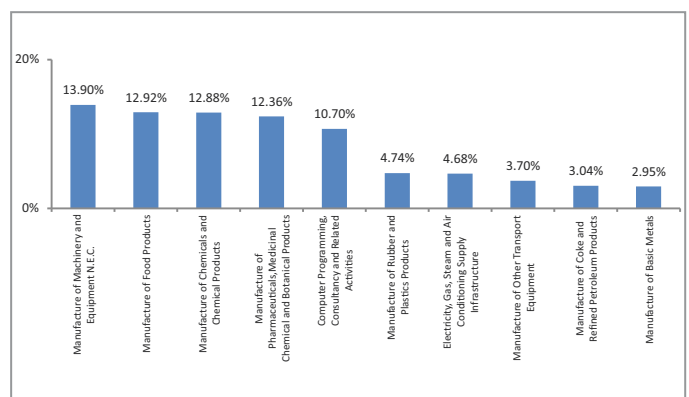
Fund Details

Description		
SFIN Number	ULIF04717/04/08PURESTKPEN116	
Launch Date	17-Apr-08	
Face Value	10	
Risk Profile	Very High	
Benchmark	Nifty 50 Index	
Fund Manager Name	Sampath Reddy, Reshma Banda	
Number of funds managed by fund manager:	Sampath Reddy	Reshma Banda
Equity	19	28
Debt	-	-
Hybrid	9	25
NAV as on 30-Jun-19	45.0093	
AUM (Rs. Cr)	12.07	
Equity	85.75%	
Debt	-	
Net current asset	14.25%	

Growth of Rs. 100



Top 10 Sectors



Note : 'Financial & insurance activities' sector includes exposure to 'Fixed Deposits' & 'Certificate of Deposits'.

Performance

Period	1 Month	6 Months	1 Year	2 Years	3 Years	Inception
Fund	-2.44%	-4.25%	-0.91%	3.79%	7.70%	14.36%
Benchmark	-1.12%	8.53%	10.03%	11.27%	12.46%	8.03%

Returns less than or equal to 1 year are absolute. Returns greater than 1 year are compounded annualised growth rate (CAGR). Past performance is not indicative of future performance

June 2019

Equity Fund

Fund Objective

To provide capital appreciation through investment in selected equities that have potential for capital appreciation.

Portfolio Allocation

	Stated (%)	Actual (%)
Equity	60 - 100	96.53
Debt/Cash, Money Market Instruments	0 - 40	3.27
Net Current Assets		0.19
Total		100.00

*Net current asset represents net of receivables and payables for investments held.

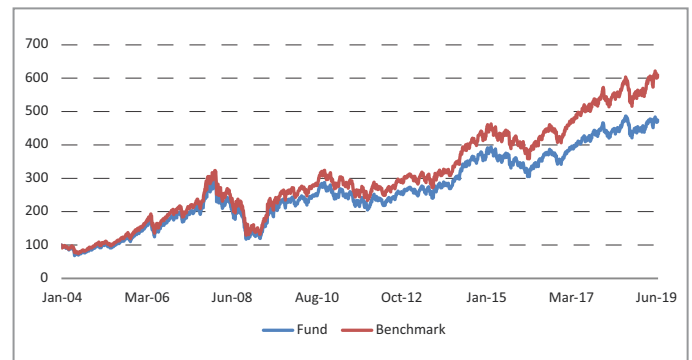
Portfolio

Company/Issuer	Sector/Rating	Exposure (%)
Equity		96.53%
HDFC Bank Ltd	Financial Service Activities, Except Insurance and Pension Funding	8.78%
Infosys Ltd	Computer Programming, Consultancy and Related Activities	7.73%
Reliance Industries Ltd	Manufacture of Coke and Refined Petroleum Products	6.67%
ICICI Bank Ltd	Financial Service Activities, Except Insurance and Pension Funding	6.40%
ITC Ltd	Manufacture of Tobacco Products	5.89%
Hindustan Unilever Ltd	Manufacture of Chemicals and Chemical Products	5.81%
Larsen & Toubro Ltd	Civil Engineering Infrastructure	4.22%
Housing Development Finance Corporation Ltd	Financial Service Activities, Except Insurance and Pension Funding	3.40%
Maruti Suzuki India Ltd	Manufacture of Motor Vehicles, Trailers and Semi-Trailers	3.23%
Bharti Airtel Ltd	Telecommunications Infrastructure	2.68%
Others		41.72%
Money Market, Deposits & Other		3.47%
Total		100.00%

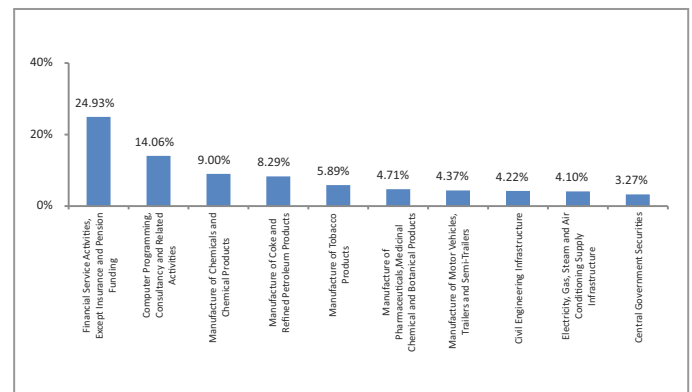
Fund Details

Description	
SFIN Number	ULIF00315/01/04EQUITYFUND116
Launch Date	15-Jan-04
Face Value	10
Risk Profile	Very High
Benchmark	Nifty 50 Index
Fund Manager Name	Reshma Banda
Number of funds managed by fund manager:	
Equity	28
Debt	-
Hybrid	25
NAV as on 30-Jun-19	47.2169
AUM (Rs. Cr)	171.20
Equity	96.53%
Debt	3.27%
Net current asset	0.19%

Growth of Rs. 100

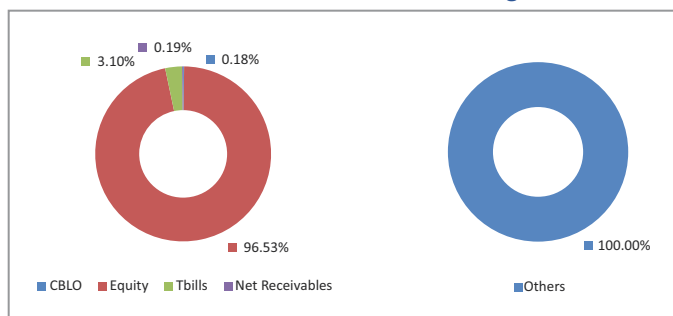


Top 10 Sectors

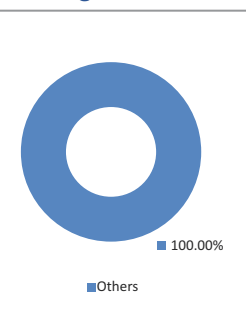


Note : 'Financial & insurance activities' sector includes exposure to 'Fixed Deposits' & 'Certificate of Deposits'.

Asset Class



Rating Profile



*Others includes Equity, CBLO, Net receivable/payable and FD

Performance

Period	1 Month	6 Months	1 Year	2 Years	3 Years	Inception
Fund	-1.16%	5.02%	5.91%	7.99%	9.44%	10.56%
Benchmark	-1.12%	8.53%	10.03%	11.27%	12.46%	12.36%

Returns less than or equal to 1 year are absolute. Returns greater than 1 year are compounded annualised growth rate (CAGR). Past performance is not indicative of future performance

June 2019

Equity Gain Fund

Fund Objective

To provide capital appreciation through investment in selected equities those have potential for capital appreciation.

Portfolio Allocation

	Stated (%)	Actual (%)
Equity*	60 - 100	90.25
- Large Cap Stock		82.22
- Mid Cap Stocks		17.78
Bank deposits and money market instruments	0 - 40	7.61
Net Current Assets*		2.14
Total		100.00

*Net current asset represents net of receivables and payables for investments held.

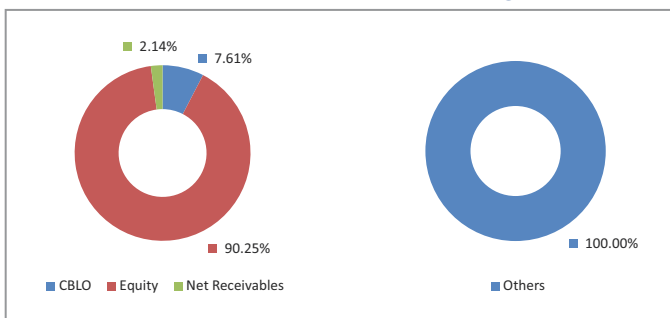
*At least 50 % portfolio in large cap stocks that are part of NSE 500. Balance can be invested in mid cap stocks

Portfolio

Company/Issuer	Sector/Rating	Exposure (%)
Equity		90.25%
HDFC Bank Ltd	Financial Service Activities, Except Insurance and Pension Funding	8.39%
ICICI Bank Ltd	Financial Service Activities, Except Insurance and Pension Funding	6.34%
Infosys Ltd	Computer Programming, Consultancy and Related Activities	6.31%
Axis Bank Ltd	Financial Service Activities, Except Insurance and Pension Funding	5.35%
Reliance Industries Ltd	Manufacture of Coke and Refined Petroleum Products	5.10%
Kotak Mahindra MF - Kotak Banking ETF - Div Payout Option	Mutual Fund - Liquid	5.02%
ITC Ltd	Manufacture of Tobacco Products	4.43%
Larsen & Toubro Ltd	Civil Engineering Infrastructure	3.78%
Kotak Mahindra Bank Ltd	Financial Service Activities, Except Insurance and Pension Funding	3.76%
HCL Technologies Ltd	Computer Programming, Consultancy and Related Activities	2.68%
Others		39.07%
Money Market, Deposits & Other		9.75%
Total		100.00%

Asset Class

Rating Profile

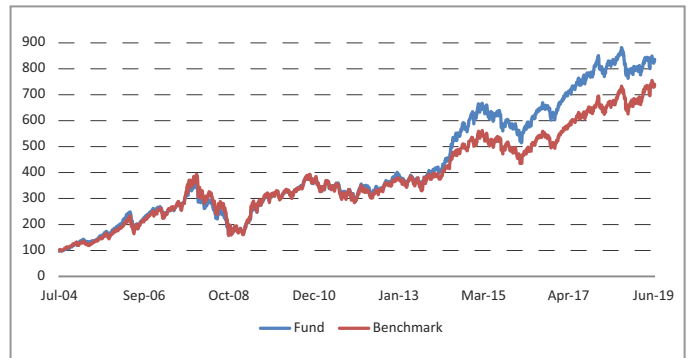


*Others includes Equity, CBLO, Net receivable/payable and FD

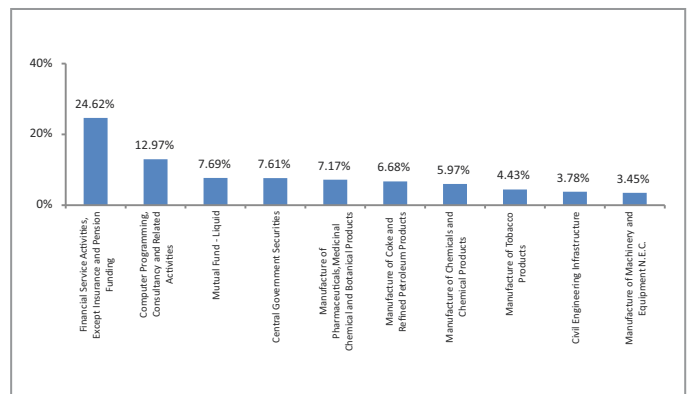
Fund Details

Description		
SFIN Number	ULIF00523/07/04EQGAINFUND116	
Launch Date	23-Jul-04	
Face Value	10	
Risk Profile	Very High	
Benchmark	Nifty 50 Index	
Fund Manager Name	Sampath Reddy, Reshma Banda	
Number of funds managed by fund manager:	Sampath Reddy	Reshma Banda
Equity	19	28
Debt	-	-
Hybrid	9	25
NAV as on 30-Jun-19	83.4471	
AUM (Rs. Cr)	415.51	
Equity	90.25%	
Debt	7.61%	
Net current asset	2.14%	

Growth of Rs. 100



Top 10 Sectors



Note : 'Financial & insurance activities' sector includes exposure to 'Fixed Deposits' & 'Certificate of Deposits'.

Performance

Period	1 Month	6 Months	1 Year	2 Years	3 Years	Inception
Fund	-0.94%	3.65%	0.97%	7.25%	10.27%	15.25%
Benchmark	-1.12%	8.53%	10.03%	11.27%	12.46%	14.29%

Returns less than or equal to 1 year are absolute. Returns greater than 1 year are compounded annualised growth rate (CAGR). Past performance is not indicative of future performance

June 2019

Equity Index Fund

Fund Objective

The returns on this fund are expected to match the returns given by NIFTY Index of National Stock Exchange.

Portfolio Allocation

	Stated (%)	Actual (%)
Equity and equity related	60 - 100	94.16
Debt/Cash Money	0 - 40	4.96
Net Current Assets*		0.89
Total		100.00

*Net current asset represents net of receivables and payables for investments held.

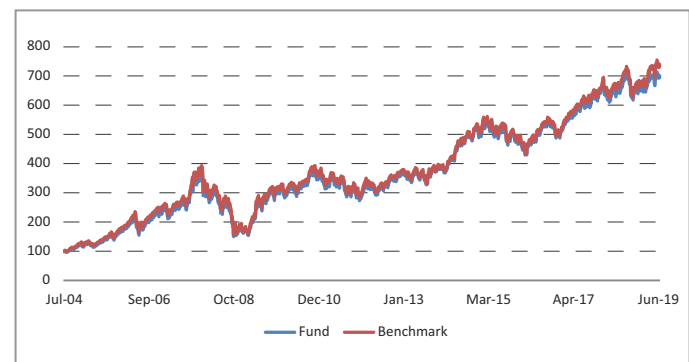
Portfolio

Company/Issuer	Sector/Rating	Exposure (%)
Equity		94.16%
HDFC Bank Ltd	Financial Service Activities, Except Insurance and Pension Funding	9.17%
Infosys Ltd	Computer Programming, Consultancy and Related Activities	8.14%
Reliance Industries Ltd	Manufacture of Coke and Refined Petroleum Products	6.40%
ICICI Bank Ltd	Financial Service Activities, Except Insurance and Pension Funding	6.25%
ITC Ltd	Manufacture of Tobacco Products	5.68%
Hindustan Unilever Ltd	Manufacture of Chemicals and Chemical Products	5.65%
Larsen & Toubro Ltd	Civil Engineering Infrastructure	4.07%
Housing Development Finance Corporation Ltd	Financial Service Activities, Except Insurance and Pension Funding	3.52%
Maruti Suzuki India Ltd	Manufacture of Motor Vehicles, Trailers and Semi-Trailers	3.14%
Bharti Airtel Ltd	Telecommunications Infrastructure	2.59%
Others		39.55%
Money Market, Deposits & Other		5.84%
Total		100.00%

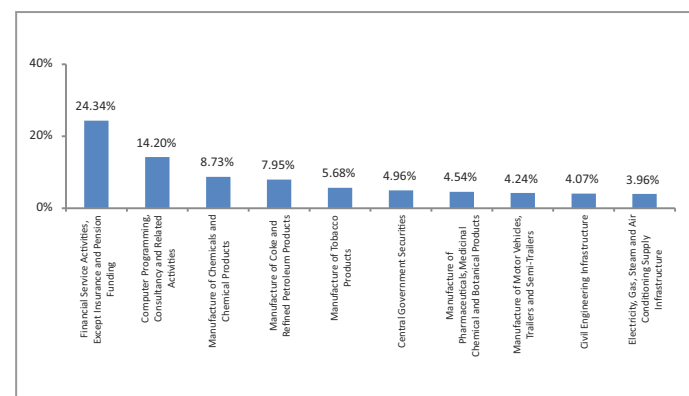
Fund Details

Description	
SFIN Number	ULIF00623/07/04EQINDEFUND116
Launch Date	23-Jul-04
Face Value	10
Risk Profile	High
Benchmark	Nifty 50 Index
Fund Manager Name	Reshma Banda
Number of funds managed by fund manager:	
Equity	28
Debt	-
Hybrid	25
NAV as on 30-Jun-19	69.8065
AUM (Rs. Cr)	86.61
Equity	94.16%
Debt	4.96%
Net current asset	0.89%

Growth of Rs. 100

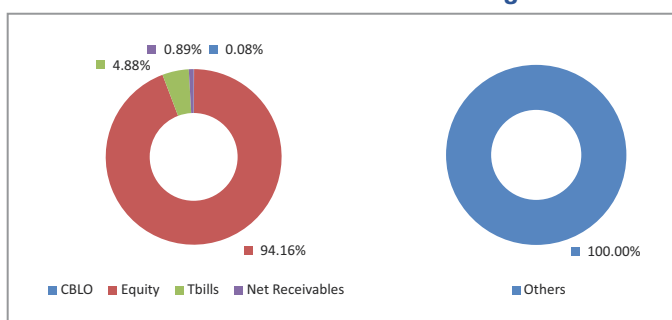


Top 10 Sectors



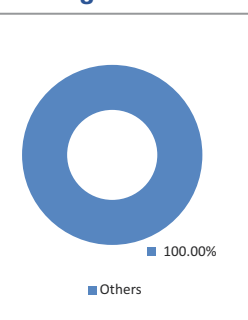
Note : 'Financial & insurance activities' sector includes exposure to 'Fixed Deposits' & 'Certificate of Deposits'.

Asset Class



*Others includes Equity, CBLO, Net receivable/payable and FD

Rating Profile



Performance

Period	1 Month	6 Months	1 Year	2 Years	3 Years	Inception
Fund	-0.99%	5.76%	7.51%	9.59%	11.05%	13.88%
Benchmark	-1.12%	8.53%	10.03%	11.27%	12.46%	14.29%

Returns less than or equal to 1 year are absolute. Returns greater than 1 year are compounded annualised growth rate (CAGR). Past performance is not indicative of future performance

June 2019

Equity Index Pension Fund

Fund Objective

The returns on this fund are expected to match the returns given by NIFTY Index of National Stock Exchange.

Portfolio Allocation

	Stated (%)	Actual (%)
Equity and equity related	60 - 100	95.27
Debt/Cash/Money Market instruments	0 - 40	3.58
Net Current Assets*		1.15
Total		100.00

*Net current asset represents net of receivables and payables for investments held.

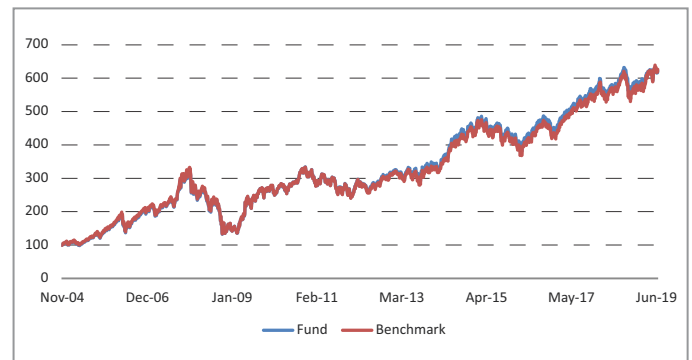
Portfolio

Company/Issuer	Sector/Rating	Exposure (%)
Equity		95.27%
HDFC Bank Ltd	Financial Service Activities, Except Insurance and Pension Funding	9.42%
Infosys Ltd	Computer Programming, Consultancy and Related Activities	7.15%
Reliance Industries Ltd	Manufacture of Coke and Refined Petroleum Products	6.67%
ICICI Bank Ltd	Financial Service Activities, Except Insurance and Pension Funding	6.37%
ITC Ltd	Manufacture of Tobacco Products	5.84%
Hindustan Unilever Ltd	Manufacture of Chemicals and Chemical Products	5.79%
Larsen & Toubro Ltd	Civil Engineering Infrastructure	4.23%
Maruti Suzuki India Ltd	Manufacture of Motor Vehicles, Trailers and Semi-Trailers	3.24%
Housing Development Finance Corporation Ltd	Financial Service Activities, Except Insurance and Pension Funding	3.21%
Bharti Airtel Ltd	Telecommunications Infrastructure	2.67%
Others		40.69%
Money Market, Deposits & Other		4.73%
Total		100.00%

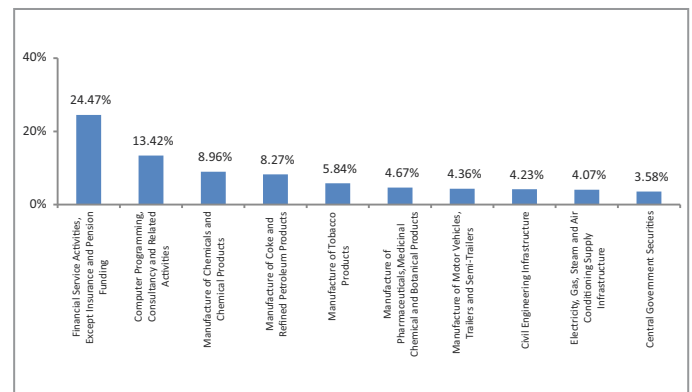
Fund Details

Description	
SFIN Number	ULIF01318/11/04EQINDEXPEN116
Launch Date	18-Nov-04
Face Value	10
Risk Profile	High
Benchmark	Nifty 50 Index
Fund Manager Name	Reshma Banda
Number of funds managed by fund manager:	
Equity	28
Debt	-
Hybrid	25
NAV as on 30-Jun-19	62.0307
AUM (Rs. Cr)	5.87
Equity	95.27%
Debt	3.58%
Net current asset	1.15%

Growth of Rs. 100

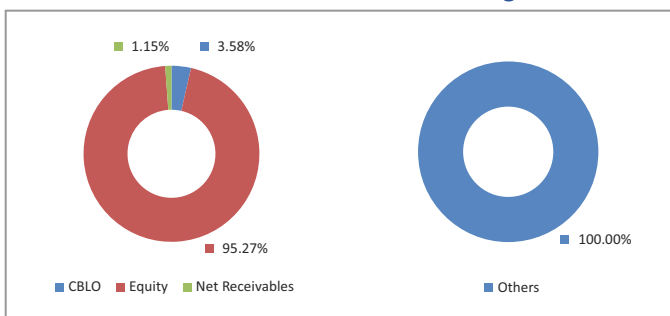


Top 10 Sectors



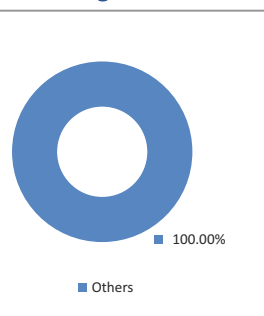
Note : 'Financial & insurance activities' sector includes exposure to 'Fixed Deposits' & 'Certificate of Deposits'.

Asset Class



*Others includes Equity, CBLO, Net receivable/payable and FD

Rating Profile



Performance

Period	1 Month	6 Months	1 Year	2 Years	3 Years	Inception
Fund	-1.03%	5.70%	7.45%	9.54%	11.04%	13.29%
Benchmark	-1.12%	8.53%	10.03%	11.27%	12.46%	13.33%

Returns less than or equal to 1 year are absolute. Returns greater than 1 year are compounded annualised growth rate (CAGR). Past performance is not indicative of future performance

June 2019

Equity Mid-Cap Fund

Fund Objective

To achieve capital appreciation by investing in a diversified basket of mid cap stocks and large cap stocks.

Portfolio Allocation

	Stated (%)	Actual (%)
Equity - Large & Mid Cap Stocks*	60 - 100	90.16
-Large Cap		31.01
-Equity Mid Cap Stocks		68.99
Debt/Cash/Money Market instruments	0 - 40	10.36
Net Current Assets*		-0.51
Total		100.00

*Net current asset represents net of receivables and payables for investments held.

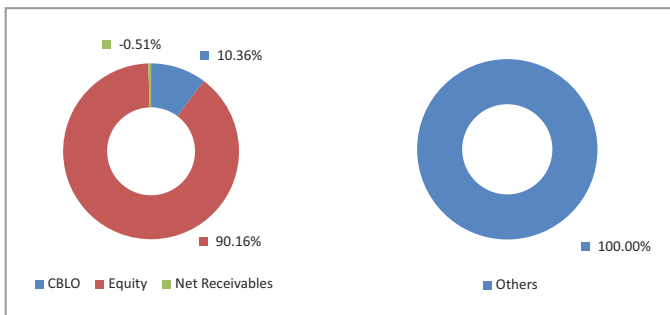
* Minimum 50% allocation to mid cap stocks

Portfolio

Company/Issuer	Sector/Rating	Exposure (%)
Equity		90.16%
Mphasis Ltd	Computer Programming, Consultancy and Related Activities	4.49%
RBL Bank Ltd	Financial Service Activities, Except Insurance and Pension Funding	3.90%
ICICI Bank Ltd	Financial Service Activities, Except Insurance and Pension Funding	3.81%
Axis Bank Ltd	Financial Service Activities, Except Insurance and Pension Funding	3.03%
Gayatri Projects Ltd	Civil Engineering Infrastructure	3.01%
Tech Mahindra Ltd	Computer Programming, Consultancy and Related Activities	2.86%
Glenmark Pharmaceuticals Ltd	Manufacture of Pharmaceuticals, Medicinal Chemical and Botanical Products	2.83%
KSB Pumps Ltd	Manufacture of Machinery and Equipment N.E.C.	2.58%
Mahanagar Gas Ltd	Electricity, Gas, Steam and Air Conditioning Supply Infrastructure	2.56%
BASF India Ltd	Manufacture of Chemicals and Chemical Products	2.49%
Others		58.59%
Money Market, Deposits & Other		9.84%
Total		100.00%

Asset Class

Rating Profile

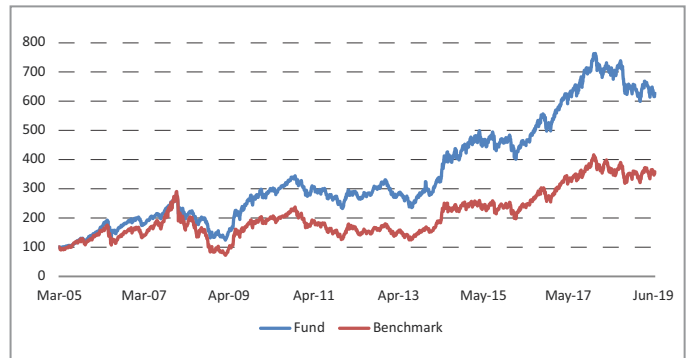


*Others includes Equity, CBLO, Net receivable/payable and FD

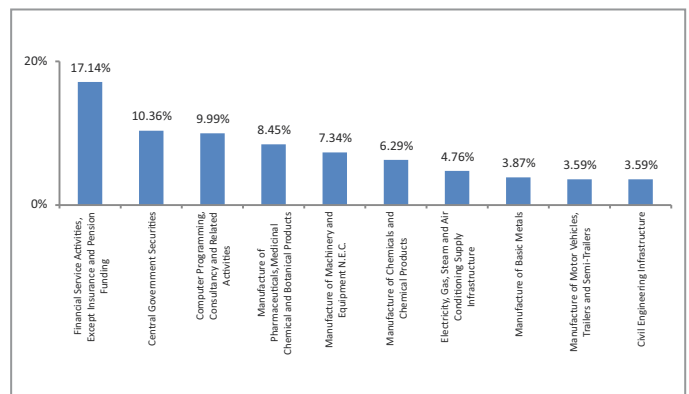
Fund Details

Description	
SFIN Number	ULIF01709/03/05EQUIMIDFUND116
Launch Date	09-Mar-05
Face Value	10
Risk Profile	Very High
Benchmark	NIFTY Midcap 50 Index
Fund Manager Name	Sampath Reddy, Reshma Banda
Number of funds managed by fund manager:	Sampath Reddy Reshma Banda
Equity	19 28
Debt	- -
Hybrid	9 25
NAV as on 30-Jun-19	62.6682
AUM (Rs. Cr)	63.54
Equity	90.16%
Debt	10.36%
Net current asset	-0.51%

Growth of Rs. 100



Top 10 Sectors



Note : 'Financial & insurance activities' sector includes exposure to 'Fixed Deposits' & 'Certificate of Deposits'.

Performance

Period	1 Month	6 Months	1 Year	2 Years	3 Years	Inception
Fund	-3.03%	-4.42%	-9.38%	0.00%	9.26%	13.68%
Benchmark	-1.83%	-1.20%	0.44%	3.82%	11.73%	9.27%

Returns less than or equal to 1 year are absolute. Returns greater than 1 year are compounded annualised growth rate (CAGR). Past performance is not indicative of future performance

June 2019

Equity Midcap Plus Pension Fund

Fund Objective

To achieve capital appreciation by investing in a diversified basket of mid cap stocks and large cap stocks.

Portfolio Allocation

	Stated (%)	Actual (%)
Equity - Large & Mid Cap Stocks*	60 - 100	90.59
-Large Cap		30.52
-Equity Mid Cap Stocks		69.48
Debt/Cash/Money Market instruments	0 - 40	9.45
Net Current Assets*		-0.04
Total		100.00

*Net current asset represents net of receivables and payables for investments held.

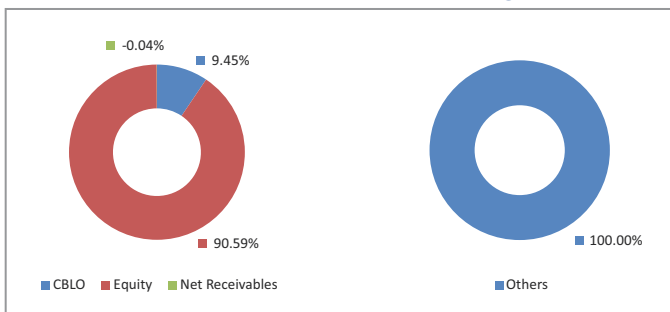
* Minimum 50% allocation to mid cap stocks

Portfolio

Company/Issuer	Sector/Rating	Exposure (%)
Equity		90.59%
Mphasis Ltd	Computer Programming, Consultancy and Related Activities	4.55%
RBL Bank Ltd	Financial Service Activities, Except Insurance and Pension Funding	3.87%
ICICI Bank Ltd	Financial Service Activities, Except Insurance and Pension Funding	3.81%
Gayatri Projects Ltd	Civil Engineering Infrastructure	3.05%
Tech Mahindra Ltd	Computer Programming, Consultancy and Related Activities	2.89%
Glenmark Pharmaceuticals Ltd	Manufacture of Pharmaceuticals, Medicinal Chemical and Botanical Products	2.86%
KSB Pumps Ltd	Manufacture of Machinery and Equipment N.E.C.	2.62%
Mahanagar Gas Ltd	Electricity, Gas, Steam and Air Conditioning Supply Infrastructure	2.58%
BASF India Ltd	Manufacture of Chemicals and Chemical Products	2.48%
Sanofi India Ltd	Manufacture of Pharmaceuticals, Medicinal Chemical and Botanical Products	2.48%
Others		59.39%
Money Market, Deposits & Other		9.41%
Total		100.00%

Asset Class

Rating Profile

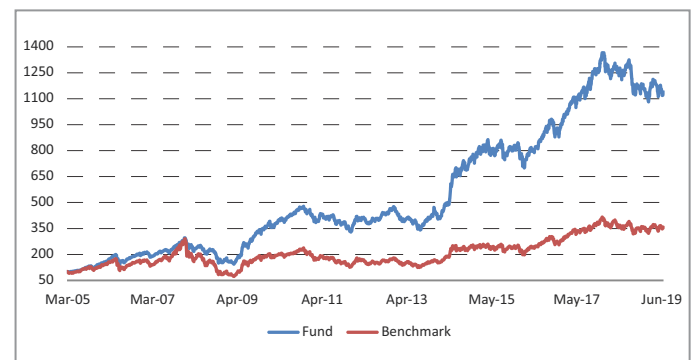


*Others includes Equity, CBLO, Net receivable/payable and FD

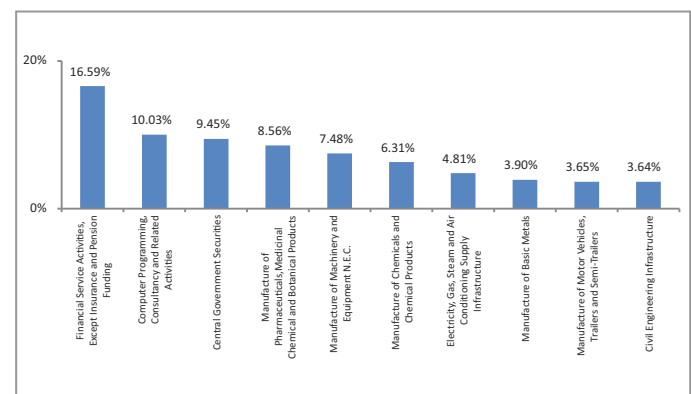
Fund Details

Description	
SFIN Number	ULIF01909/03/05EQUIMIDCPEN116
Launch Date	09-Mar-05
Face Value	10
Risk Profile	Very High
Benchmark	NIFTY Midcap 50 Index
Fund Manager Name	Sampath Reddy, Reshma Banda
Number of funds managed by fund manager:	Sampath Reddy Reshma Banda
Equity	19 28
Debt	- -
Hybrid	9 25
NAV as on 30-Jun-19	113.9173
AUM (Rs. Cr)	4.44
Equity	90.59%
Debt	9.45%
Net current asset	-0.04%

Growth of Rs. 100



Top 10 Sectors



Note : 'Financial & insurance activities' sector includes exposure to 'Fixed Deposits' & 'Certificate of Deposits'.

Performance

Period	1 Month	6 Months	1 Year	2 Years	3 Years	Inception
Fund	-2.95%	-3.73%	-8.06%	1.14%	10.40%	18.52%
Benchmark	-1.83%	-1.20%	0.44%	3.82%	11.73%	9.27%

Returns less than or equal to 1 year are absolute. Returns greater than 1 year are compounded annualised growth rate (CAGR). Past performance is not indicative of future performance

June 2019

Equity Mid-Cap Plus Fund

Fund Objective

To achieve capital appreciation by investing in a diversified basket of mid cap stocks and large cap stocks.

Portfolio Allocation

	Stated (%)	Actual (%)
Equity - Large & Mid Cap Stocks*	60 - 100	87.46
-Large Cap		30.55
-Equity Mid Cap Stocks		69.45
Debt/Cash/Money Market instruments	0 - 40	13.05
Net Current Assets*		-0.51
Total		100.00

*Net current asset represents net of receivables and payables for investments held.

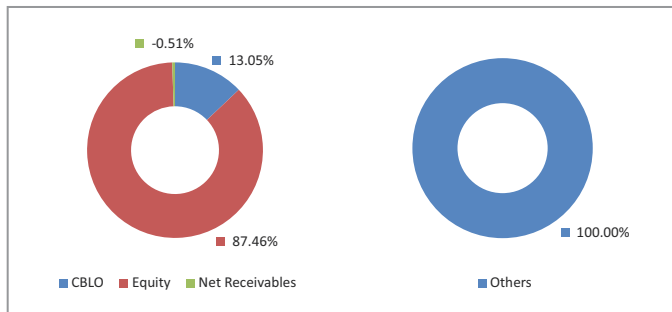
* Minimum 50% allocation to mid cap stocks

Portfolio

Company/Issuer	Sector/Rating	Exposure (%)
Equity		87.46%
Mphasis Ltd	Computer Programming, Consultancy and Related Activities	4.38%
RBL Bank Ltd	Financial Service Activities, Except Insurance and Pension Funding	3.82%
ICICI Bank Ltd	Financial Service Activities, Except Insurance and Pension Funding	3.71%
Gayatri Projects Ltd	Civil Engineering Infrastructure	2.92%
Tech Mahindra Ltd	Computer Programming, Consultancy and Related Activities	2.80%
Glenmark Pharmaceuticals Ltd	Manufacture of Pharmaceuticals, Medicinal Chemical and Botanical Products	2.76%
KSB Pumps Ltd	Manufacture of Machinery and Equipment N.E.C.	2.51%
Mahanagar Gas Ltd	Electricity, Gas, Steam and Air Conditioning Supply Infrastructure	2.48%
BASF India Ltd	Manufacture of Chemicals and Chemical Products	2.48%
Sanofi India Ltd	Manufacture of Pharmaceuticals, Medicinal Chemical and Botanical Products	2.39%
Others		57.20%
Money Market, Deposits & Other		12.54%
Total		100.00%

Asset Class

Rating Profile

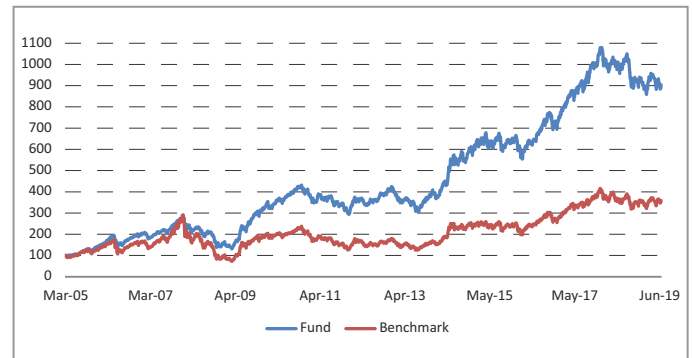


*Others includes Equity, CBLO, Net receivable/payable and FD

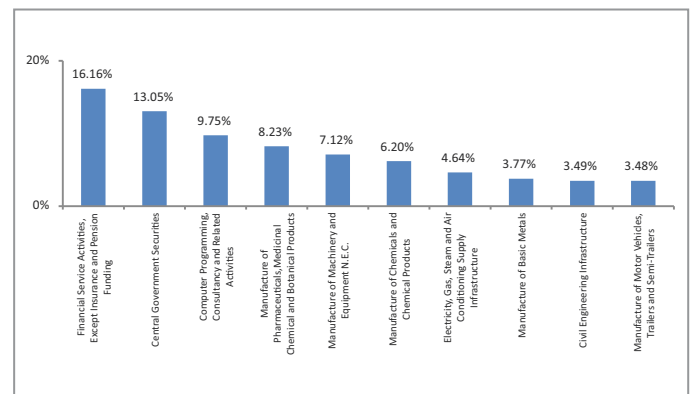
Fund Details

Description	
SFIN Number	ULIF01809/03/05EQUIMIDPLUS116
Launch Date	09-Mar-05
Face Value	10
Risk Profile	Very High
Benchmark	NIFTY Midcap 50 Index
Fund Manager Name	Sampath Reddy, Reshma Banda
Number of funds managed by fund manager:	Sampath Reddy Reshma Banda
Equity	19 28
Debt	- -
Hybrid	9 25
NAV as on 30-Jun-19	90.2458
AUM (Rs. Cr)	119.59
Equity	87.46%
Debt	13.05%
Net current asset	-0.51%

Growth of Rs. 100



Top 10 Sectors



Note : 'Financial & insurance activities' sector includes exposure to 'Fixed Deposits' & 'Certificate of Deposits'.

Performance

Period	1 Month	6 Months	1 Year	2 Years	3 Years	Inception
Fund	-2.83%	-3.65%	-7.96%	1.22%	10.68%	16.61%
Benchmark	-1.83%	-1.20%	0.44%	3.82%	11.73%	9.27%

Returns less than or equal to 1 year are absolute. Returns greater than 1 year are compounded annualised growth rate (CAGR). Past performance is not indicative of future performance

June 2019

Equity Plus Fund

Fund Objective

To provide capital appreciation through investment in selected equities those have potential for capital appreciation.

Portfolio Allocation

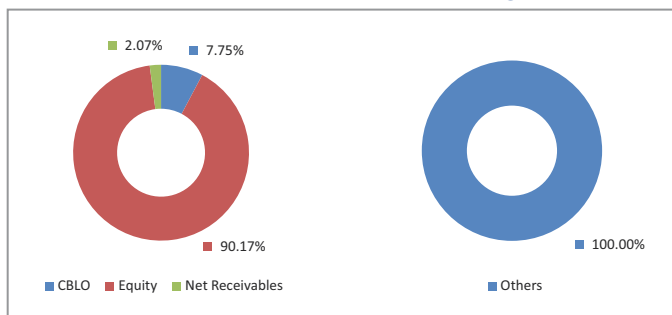
	Stated (%)	Actual (%)
Equity	60 - 100	90.17
Debt/Cash/Money Market instruments	0 - 40	7.75
Net Current Assets*		2.07
Total		100.00

*Net current asset represents net of receivables and payables for investments held.

Portfolio

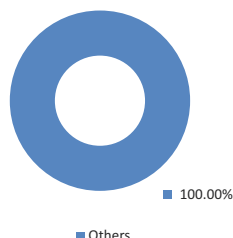
Company/Issuer	Sector/Rating	Exposure (%)
Equity		90.17%
HDFC Bank Ltd	Financial Service Activities, Except Insurance and Pension Funding	8.37%
ICICI Bank Ltd	Financial Service Activities, Except Insurance and Pension Funding	6.36%
Infosys Ltd	Computer Programming, Consultancy and Related Activities	6.29%
Axis Bank Ltd	Financial Service Activities, Except Insurance and Pension Funding	5.38%
Kotak Mahindra MF - Kotak Banking ETF - Div Payout Option	Mutual Fund - Liquid	5.12%
Reliance Industries Ltd	Manufacture of Coke and Refined Petroleum Products	5.08%
ITC Ltd	Manufacture of Tobacco Products	4.41%
Larsen & Toubro Ltd	Civil Engineering Infrastructure	3.77%
Kotak Mahindra Bank Ltd	Financial Service Activities, Except Insurance and Pension Funding	3.75%
HCL Technologies Ltd	Computer Programming, Consultancy and Related Activities	2.68%
Others		38.96%
Money Market, Deposits & Other		9.83%
Total		100.00%

Asset Class



*Others includes Equity, CBLO, Net receivable/payable and FD

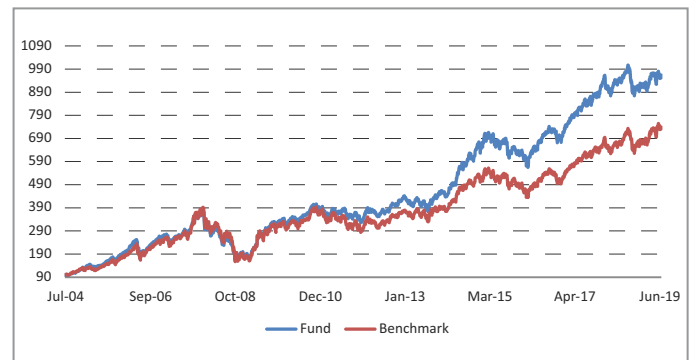
Rating Profile



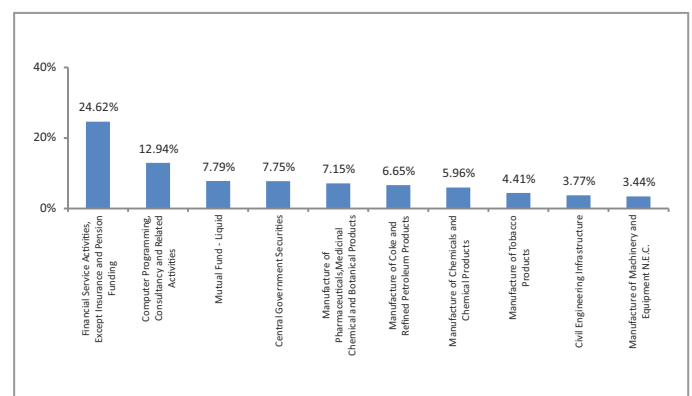
Fund Details

Description	
SFIN Number	ULIF00723/07/04EQPLUSFUND116
Launch Date	23-Jul-04
Face Value	10
Risk Profile	Very High
Benchmark	Nifty 50 Index
Fund Manager Name	Sampath Reddy, Reshma Banda
Number of funds managed by fund manager:	Sampath Reddy, Reshma Banda
Equity	19
Debt	-
Hybrid	9
NAV as on 30-Jun-19	96.3536
AUM (Rs. Cr)	571.91
Equity	90.17%
Debt	7.75%
Net current asset	2.07%

Growth of Rs. 100



Top 10 Sectors



Note : 'Financial & insurance activities' sector includes exposure to 'Fixed Deposits' & 'Certificate of Deposits'.

Performance

Period	1 Month	6 Months	1 Year	2 Years	3 Years	Inception
Fund	-0.99%	4.22%	2.25%	8.66%	11.86%	16.37%
Benchmark	-1.12%	8.53%	10.03%	11.27%	12.46%	14.29%

Returns less than or equal to 1 year are absolute. Returns greater than 1 year are compounded annualised growth rate (CAGR). Past performance is not indicative of future performance

On 4th June, Dewan Housing Finance Corporation Limited (DHFL) defaulted in interest payment and we had accordingly provided for 75% towards impairment. Subsequently, DHFL has made past due interest payment. DHFL also repaid full amount of CP due on 20th & 21st June and 50% of the amount of CP due on 25th June. In view of this and based on realisable value assessment, current provision towards impairment stands at 50% as on 30th June 2019.

June 2019

Equity Plus Pension Fund

Fund Objective

To provide capital appreciation through investment in selected equities those have potential for capital appreciation.

Portfolio Allocation

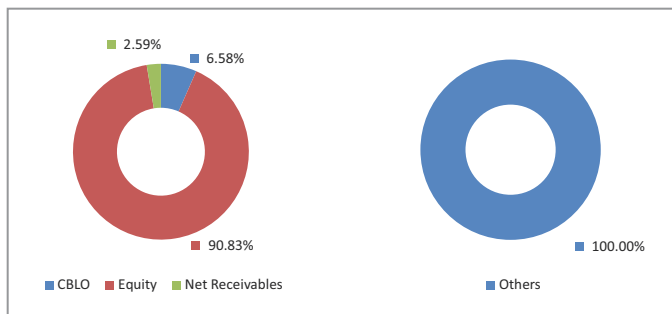
	Stated (%)	Actual (%)
Equity	60 - 100	90.83
Debt/Cash/Money Market instruments	0 - 40	6.58
Net Current Assets*		2.59
Total		100.00

*Net current asset represents net of receivables and payables for investments held.

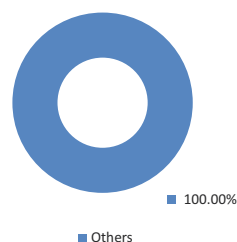
Portfolio

Company/Issuer	Sector/Rating	Exposure (%)
Equity		90.83%
HDFC Bank Ltd	Financial Service Activities, Except Insurance and Pension Funding	7.95%
Infosys Ltd	Computer Programming, Consultancy and Related Activities	6.59%
ICICI Bank Ltd	Financial Service Activities, Except Insurance and Pension Funding	5.63%
Kotak Mahindra Bank Ltd	Financial Service Activities, Except Insurance and Pension Funding	5.28%
Kotak Mahindra MF - Kotak Banking ETF - Div Payout Option	Mutual Fund - Liquid	5.23%
Reliance Industries Ltd	Manufacture of Coke and Refined Petroleum Products	4.98%
Axis Bank Ltd	Financial Service Activities, Except Insurance and Pension Funding	4.86%
ITC Ltd	Manufacture of Tobacco Products	4.35%
Larsen & Toubro Ltd	Civil Engineering Infrastructure	4.02%
Pfizer Ltd	Manufacture of Pharmaceuticals, Medicinal Chemical and Botanical Products	3.02%
Others		38.92%
Money Market, Deposits & Other		9.17%
Total		100.00%

Asset Class



Rating Profile



*Others includes Equity, CBLO, Net receivable/payable and FD

Performance

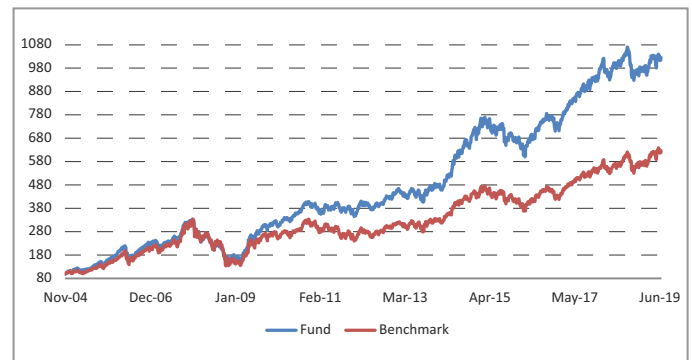
Period	1 Month	6 Months	1 Year	2 Years	3 Years	Inception
Fund	-0.93%	4.33%	2.18%	8.72%	11.91%	17.24%
Benchmark	-1.12%	8.53%	10.03%	11.27%	12.46%	13.33%

Returns less than or equal to 1 year are absolute. Returns greater than 1 year are compounded annualised growth rate (CAGR). Past performance is not indicative of future performance

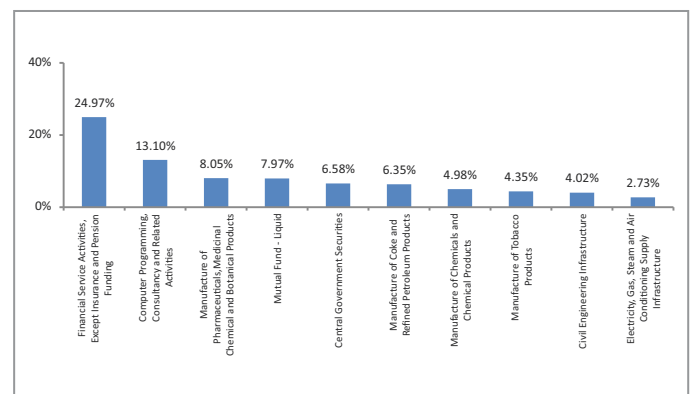
Fund Details

Description	
SFIN Number	ULIF01218/11/04EQUPLUSPEN116
Launch Date	18-Nov-04
Face Value	10
Risk Profile	Very High
Benchmark	Nifty 50 Index
Fund Manager Name	Sampath Reddy, Reshma Banda
Number of funds managed by fund manager:	Sampath Reddy Reshma Banda
Equity	19 28
Debt	- -
Hybrid	9 25
NAV as on 30-Jun-19	102.3038
AUM (Rs. Cr)	29.49
Equity	90.83%
Debt	6.58%
Net current asset	2.59%

Growth of Rs. 100



Top 10 Sectors



Note : 'Financial & insurance activities' sector includes exposure to 'Fixed Deposits' & 'Certificate of Deposits'.

June 2019

Premier Equity Fund

Fund Objective

To provide capital appreciation through investment in equities forming part of NSE NIFTY Index.

Portfolio Allocation

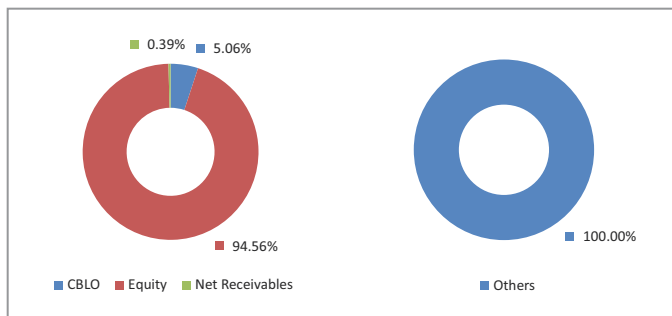
	Stated (%)	Actual (%)
Equity - NSE Nifty	60 - 100	94.56
Bank deposits and money market instruments	0 - 40	5.06
Net Current Assets*		0.39
Total		100.00

*Net current asset represents net of receivables and payables for investments held.

Portfolio

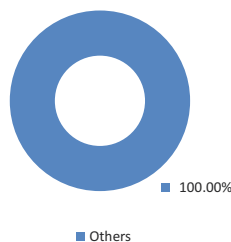
Company/Issuer	Sector/Rating	Exposure (%)
Equity		94.56%
HDFC Bank Ltd	Financial Service Activities, Except Insurance and Pension Funding	8.26%
Infosys Ltd	Computer Programming, Consultancy and Related Activities	7.58%
ICICI Bank Ltd	Financial Service Activities, Except Insurance and Pension Funding	6.56%
Reliance Industries Ltd	Manufacture of Coke and Refined Petroleum Products	6.48%
Hindustan Unilever Ltd	Manufacture of Chemicals and Chemical Products	5.73%
ITC Ltd	Manufacture of Tobacco Products	5.65%
Larsen & Toubro Ltd	Civil Engineering Infrastructure	4.12%
Housing Development Finance Corporation Ltd	Financial Service Activities, Except Insurance and Pension Funding	3.60%
Maruti Suzuki India Ltd	Manufacture of Motor Vehicles, Trailers and Semi-Trailers	3.26%
Bharti Airtel Ltd	Telecommunications Infrastructure	2.59%
Others		40.72%
Money Market, Deposits & Other		5.44%
Total		100.00%

Asset Class



*Others includes Equity, CBLO, Net receivable/payable and FD

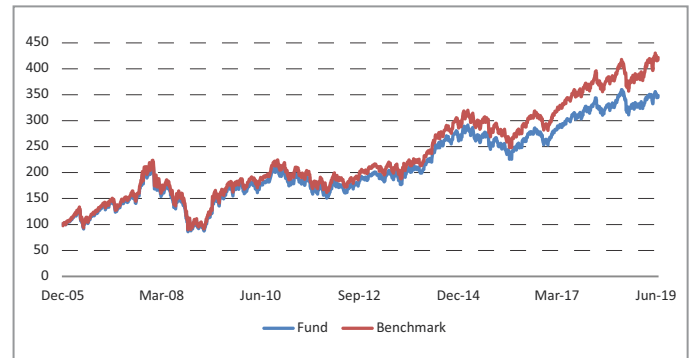
Rating Profile



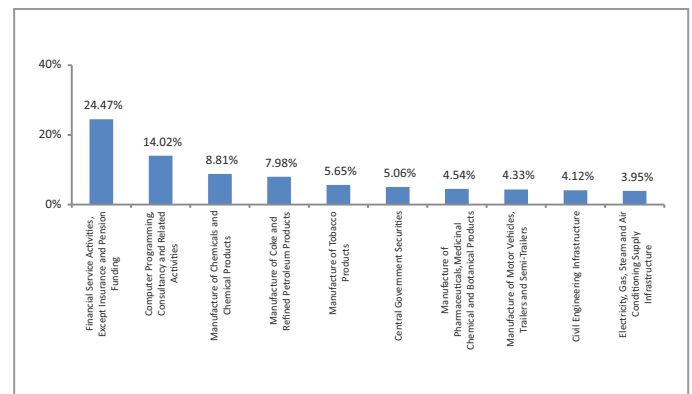
Fund Details

Description	
SFIN Number	ULIF02117/12/05PRMREQFUND116
Launch Date	17-Dec-05
Face Value	10
Risk Profile	Very High
Benchmark	Nifty 50 Index
Fund Manager Name	Reshma Banda
Number of funds managed by fund manager:	
Equity	28
Debt	-
Hybrid	25
NAV as on 30-Jun-19	34.7075
AUM (Rs. Cr)	10.68
Equity	94.56%
Debt	5.06%
Net current asset	0.39%

Growth of Rs. 100



Top 10 Sectors



Note : 'Financial & insurance activities' sector includes exposure to 'Fixed Deposits' & 'Certificate of Deposits'.

Performance

Period	1 Month	6 Months	1 Year	2 Years	3 Years	Inception
Fund	-1.10%	4.76%	5.28%	7.71%	9.22%	9.62%
Benchmark	-1.12%	8.53%	10.03%	11.27%	12.46%	11.17%

Returns less than or equal to 1 year are absolute. Returns greater than 1 year are compounded annualised growth rate (CAGR). Past performance is not indicative of future performance

June 2019

Premier Equity Gain Fund

Fund Objective

To provide capital appreciation through investment in selected equities that have potential for capital appreciation.

Portfolio Allocation

	Stated (%)	Actual (%)
Equity*	60 - 100	85.38
-Large cap stocks that are part of NSE 500		81.32
- Mid Cap Stocks		18.68
Bank deposits and money market instruments	0 - 40	12.04
Net Current Assets*		2.58
Total		100.00

*Net current asset represents net of receivables and payables for investments held.

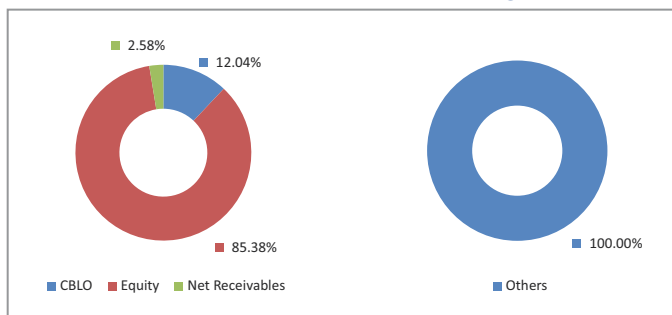
*At least 50 % in large cap stocks that are part of NSE 500. Balance can be invested in mid cap stocks

Portfolio

Company/Issuer	Sector/Rating	Exposure (%)
Equity		85.38%
HDFC Bank Ltd	Financial Service Activities, Except Insurance and Pension Funding	8.63%
Infosys Ltd	Computer Programming, Consultancy and Related Activities	6.02%
ICICI Bank Ltd	Financial Service Activities, Except Insurance and Pension Funding	5.14%
Kotak Mahindra MF - Kotak Banking ETF - Div Payout Option	Mutual Fund - Liquid	5.06%
Kotak Mahindra Bank Ltd	Financial Service Activities, Except Insurance and Pension Funding	4.88%
Axis Bank Ltd	Financial Service Activities, Except Insurance and Pension Funding	4.53%
Reliance Industries Ltd	Manufacture of Coke and Refined Petroleum Products	4.51%
ITC Ltd	Manufacture of Tobacco Products	3.94%
Larsen & Toubro Ltd	Civil Engineering Infrastructure	3.70%
Pfizer Ltd	Manufacture of Pharmaceuticals, Medicinal Chemical and Botanical Products	2.78%
Others		36.20%
Money Market, Deposits & Other		14.62%
Total		100.00%

Asset Class

Rating Profile



*Others includes Equity, CBLO, Net receivable/payable and FD

Performance

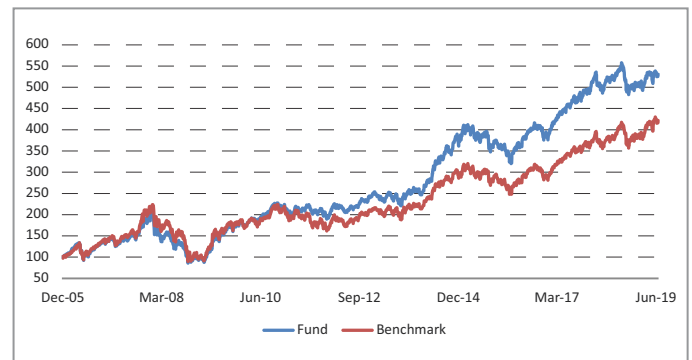
Period	1 Month	6 Months	1 Year	2 Years	3 Years	Inception
Fund	-0.92%	4.01%	1.41%	7.86%	11.02%	13.10%
Benchmark	-1.12%	8.53%	10.03%	11.27%	12.46%	11.17%

Returns less than or equal to 1 year are absolute. Returns greater than 1 year are compounded annualised growth rate (CAGR). Past performance is not indicative of future performance

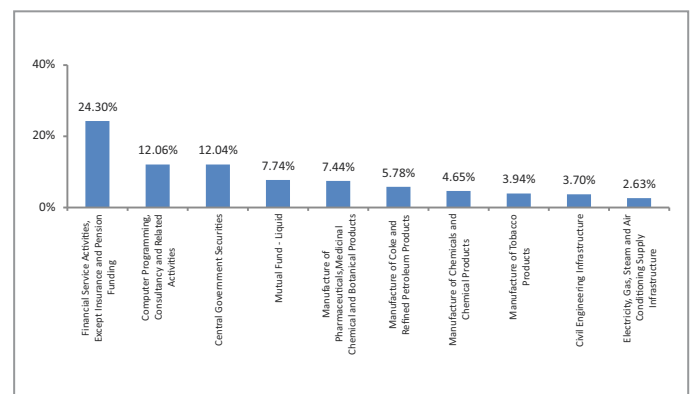
Fund Details

Description	
SFIN Number	ULIF02217/12/05PREREQAIN116
Launch Date	17-Dec-05
Face Value	10
Risk Profile	Very High
Benchmark	Nifty 50 Index
Fund Manager Name	Sampath Reddy, Reshma Banda
Number of funds managed by fund manager:	Sampath Reddy, Reshma Banda
Equity	19
Debt	-
Hybrid	9
NAV as on 30-Jun-19	52.9698
AUM (Rs. Cr)	26.32
Equity	85.38%
Debt	12.04%
Net current asset	2.58%

Growth of Rs. 100



Top 10 Sectors



Note : 'Financial & insurance activities' sector includes exposure to 'Fixed Deposits' & 'Certificate of Deposits'.

June 2019

Pure Equity Fund

Fund Objective

The investments in this fund will specifically exclude companies dealing in Gambling, Contests, Liquor, Entertainment (Films, TV etc.), Hotels, Banks and Financial Institutions.

Portfolio Allocation

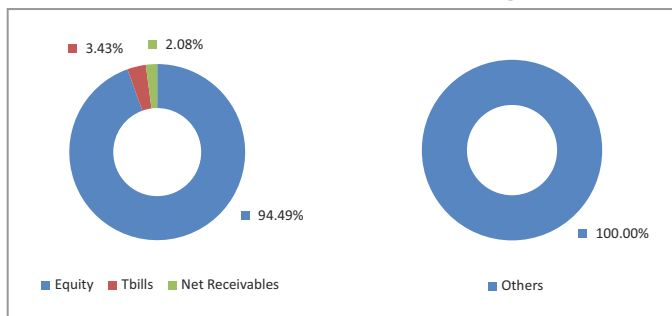
	Stated (%)	Actual (%)
Equity	60 - 100	94.49
Bank deposits and money market instruments	0 - 40	3.43
Net Current Assets*		2.08
Total		100.00

*Net current asset represents net of receivables and payables for investments held.

Portfolio

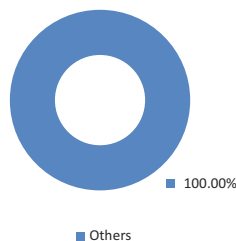
Company/Issuer	Sector/Rating	Exposure (%)
Equity		94.49%
Reliance Industries Ltd	Manufacture of Coke and Refined Petroleum Products	8.84%
Infosys Ltd	Computer Programming, Consultancy and Related Activities	5.93%
Larsen & Toubro Ltd	Civil Engineering Infrastructure	5.77%
Nestle India Ltd	Manufacture of Food Products	4.43%
Hindustan Unilever Ltd	Manufacture of Chemicals and Chemical Products	3.68%
Hindalco Industries Ltd	Manufacture of Basic Metals	3.26%
HCL Technologies Ltd	Computer Programming, Consultancy and Related Activities	2.63%
BASF India Ltd	Manufacture of Chemicals and Chemical Products	2.59%
Hindustan Petroleum Corporation Ltd	Manufacture of Coke and Refined Petroleum Products	2.44%
Mahindra & Mahindra Ltd	Manufacture of Machinery and Equipment N.E.C.	2.40%
Others		52.53%
Money Market, Deposits & Other		5.51%
Total		100.00%

Asset Class



*Others includes Equity, CBLO, Net receivable/payable and FD

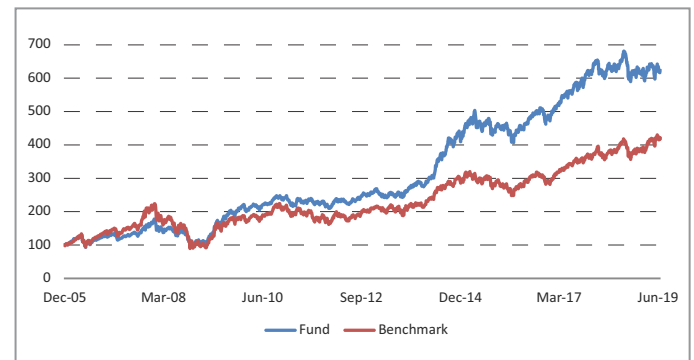
Rating Profile



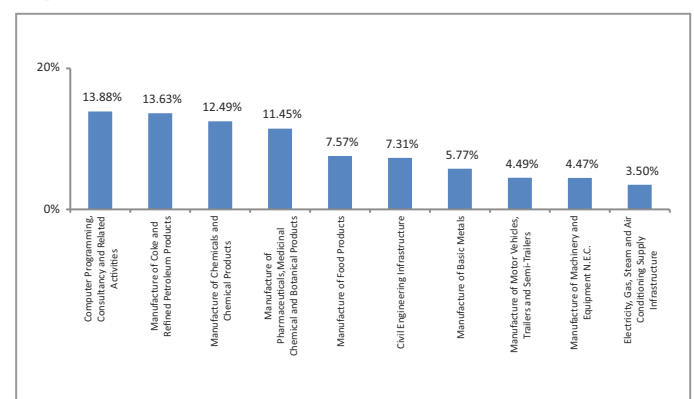
Fund Details

Description	
SFIN Number	ULIF02017/12/05PUREEQFUND116
Launch Date	17-Dec-05
Face Value	10
Risk Profile	Very High
Benchmark	Nifty 50 Index
Fund Manager Name	Sampath Reddy, Reshma Banda
Number of funds managed by fund manager:	Sampath Reddy, Reshma Banda
Equity	19
Debt	-
Hybrid	9
NAV as on 30-Jun-19	62.3302
AUM (Rs. Cr)	38.32
Equity	94.49%
Debt	3.43%
Net current asset	2.08%

Growth of Rs. 100



Top 10 Sectors



Note : 'Financial & insurance activities' sector includes exposure to 'Fixed Deposits' & 'Certificate of Deposits'.

Performance

Period	1 Month	6 Months	1 Year	2 Years	3 Years	Inception
Fund	-1.89%	-0.83%	-0.78%	5.75%	9.39%	14.47%
Benchmark	-1.12%	8.53%	10.03%	11.27%	12.46%	11.17%

Returns less than or equal to 1 year are absolute. Returns greater than 1 year are compounded annualised growth rate (CAGR). Past performance is not indicative of future performance

June 2019

Blue Chip Equity Fund

Fund Objective

To provide capital appreciation through investment in equities forming part of the National Stock Exchange NIFTY.

Portfolio Allocation

	Stated (%)	Actual (%)
Equity*	60 -100	91.13
Bank deposits and money market instruments	0 - 40	8.90
Net Current Assets*		-0.04
Total		100.00

*Net current asset represents net of receivables and payables for investments held.

Portfolio

Company/Issuer	Sector/Rating	Exposure (%)
Equity		91.13%
HDFC Bank Ltd	Financial Service Activities, Except Insurance and Pension Funding	8.94%
Reliance Industries Ltd	Manufacture of Coke and Refined Petroleum Products	7.62%
Infosys Ltd	Computer Programming, Consultancy and Related Activities	7.39%
ICICI Bank Ltd	Financial Service Activities, Except Insurance and Pension Funding	5.45%
ITC Ltd	Manufacture of Tobacco Products	5.26%
Hindustan Unilever Ltd	Manufacture of Chemicals and Chemical Products	4.71%
Housing Development Finance Corporation Ltd	Financial Service Activities, Except Insurance and Pension Funding	4.27%
Larsen & Toubro Ltd	Civil Engineering Infrastructure	4.15%
Maruti Suzuki India Ltd	Manufacture of Motor Vehicles, Trailers and Semi-Trailers	2.71%
Tata Consultancy Services Ltd	Computer Programming, Consultancy and Related Activities	2.49%
Bharti Airtel Ltd	Telecommunications Infrastructure	2.32%
Asian Paints Ltd	Manufacture of Chemicals and Chemical Products	2.12%
Tata Steel Ltd	Manufacture of Basic Metals	1.93%
Dr Reddys Laboratories Ltd	Manufacture of Pharmaceuticals, Medicinal Chemical and Botanical Products	1.78%
Mahindra & Mahindra Ltd	Manufacture of Machinery and Equipment N.E.C.	1.69%
Tech Mahindra Ltd	Computer Programming, Consultancy and Related Activities	1.56%
Cipla Ltd	Manufacture of Pharmaceuticals, Medicinal Chemical and Botanical Products	1.48%
Axis Bank Ltd	Financial Service Activities, Except Insurance and Pension Funding	1.47%
Kotak Mahindra Bank Ltd	Financial Service Activities, Except Insurance and Pension Funding	1.43%
State Bank of India	Financial Service Activities, Except Insurance and Pension Funding	1.35%
Others		21.01%
Money Market, Deposits & Other		8.87%
Total		100.00%

Performance

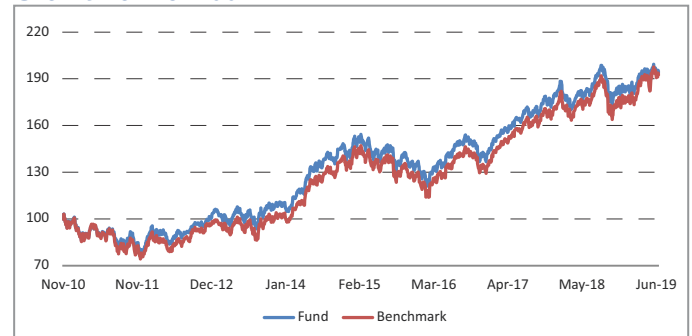
Period	1 Month	6 Months	1 Year	2 Years	3 Years	Inception
Fund	-1.17%	5.34%	7.13%	9.32%	10.75%	7.98%
Benchmark	-1.12%	8.53%	10.03%	11.27%	12.46%	7.86%

Returns less than or equal to 1 year are absolute. Returns greater than 1 year are compounded annualised growth rate (CAGR). Past performance is not indicative of future performance

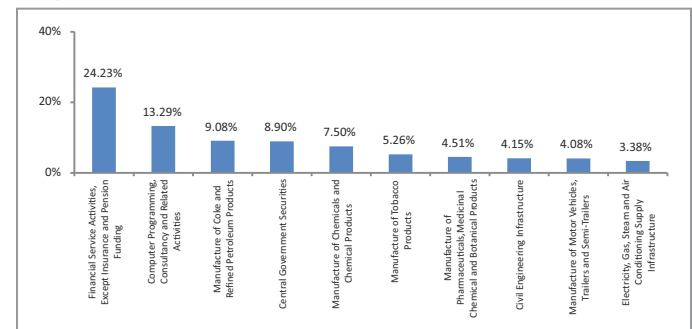
Fund Details

Description	
SFIN Number	ULIF06026/10/10BLUECHIPEQ116
Launch Date	01-Nov-10
Face Value	10
Risk Profile	High
Benchmark	Nifty 50 Index
Fund Manager Name	Reshma Banda
Number of funds managed by fund manager:	
Equity	28
Debt	-
Hybrid	25
NAV as on 30-Jun-19	19.4479
AUM (Rs. Cr)	415.08
Equity	91.13%
Debt	8.90%
Net current asset	-0.04%

Growth of Rs. 100

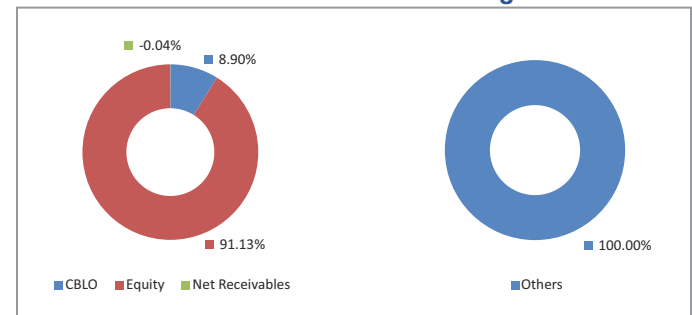


Top 10 Sectors

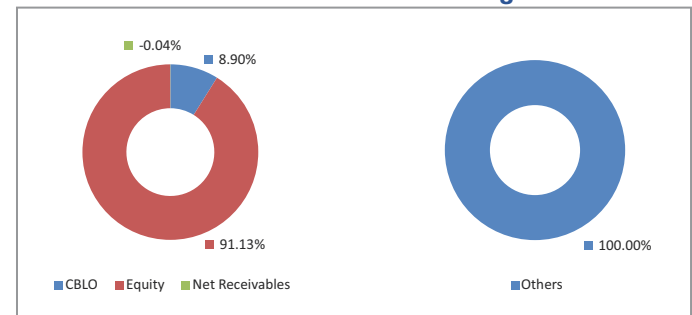


Note : 'Financial & insurance activities' sector includes exposure to 'Fixed Deposits' & 'Certificate of Deposits'.

Asset Class



Rating Profile



*Others includes Equity, CBLO, Net receivable/payable and FD

June 2019

Pure Stock Fund II

Fund Objective

The investment objective of this fund is to specifically exclude companies dealing in Gambling, Contests, Liquor, Entertainment (Films, TV etc.), Hotels, Tobacco and Tobacco related Institutions.

Portfolio Allocation

	Stated (%)	Actual (%)
Equity*	75 -100	87.08
Bank deposits and money market instruments	0 - 25	12.72
Net Current Assets*		0.20
Total		100.00

*Net current asset represents net of receivables and payables for investments held.

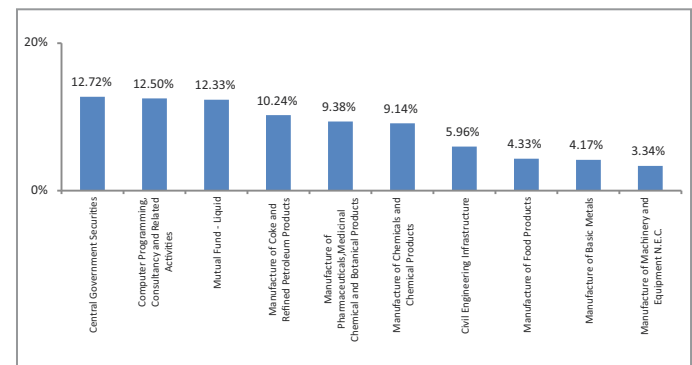
Portfolio

Company/Issuer	Sector/Rating	Exposure (%)
Equity		87.08%
Reliance ETF Bank BeES	Mutual Fund - Liquid	11.77%
Reliance Industries Ltd	Manufacture of Coke and Refined Petroleum Products	7.15%
Larsen & Toubro Ltd	Civil Engineering Infrastructure	5.22%
Infosys Ltd	Computer Programming, Consultancy and Related Activities	4.17%
Hindustan Unilever Ltd	Manufacture of Chemicals and Chemical Products	3.02%
HCL Technologies Ltd	Computer Programming, Consultancy and Related Activities	2.50%
BASF India Ltd	Manufacture of Chemicals and Chemical Products	2.37%
Gujarat State Petronet Ltd	Land Transport and Transport Via Pipelines	2.17%
Nestle India Ltd	Manufacture of Food Products	2.08%
NTPC Ltd	Electricity, Gas, Steam and Air Conditioning Supply Infrastructure	2.03%
Mahindra & Mahindra Ltd	Manufacture of Machinery and Equipment N.E.C.	1.89%
Titan Industries Ltd.	Other Manufacturing	1.78%
Aurobindo Pharma Ltd	Manufacture of Pharmaceuticals, Medicinal Chemical and Botanical Products	1.75%
Wipro Ltd	Computer Programming, Consultancy and Related Activities	1.75%
Hindalco Industries Ltd	Manufacture of Basic Metals	1.67%
Tech Mahindra Ltd	Computer Programming, Consultancy and Related Activities	1.54%
MRF Ltd	Manufacture of Rubber and Plastics Products	1.49%
Asian Paints Ltd	Manufacture of Chemicals and Chemical Products	1.47%
Glenmark Pharmaceuticals Ltd	Manufacture of Pharmaceuticals, Medicinal Chemical and Botanical Products	1.40%
MphasiS Ltd	Computer Programming, Consultancy and Related Activities	1.34%
Others		28.51%
Money Market, Deposits & Other		12.92%
Total		100.00%

Fund Details

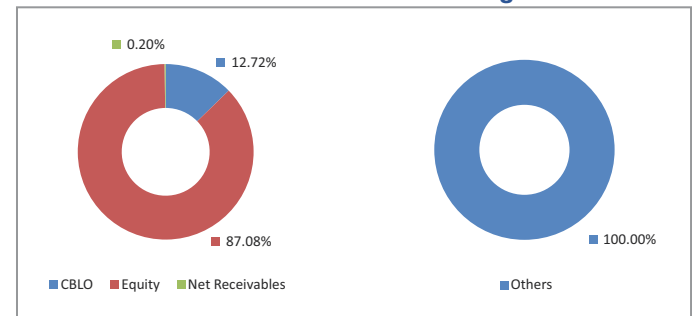
Description		
SFIN Number	ULIF07709/01/17PURSTKFUN2116	
Launch Date	05-June-17	
Face Value	10	
Risk Profile	Very High	
Benchmark	Nifty 50 Index	
Fund Manager Name	Sampath Reddy, Reshma Banda	
Number of funds managed by fund manager:	Sampath Reddy	Reshma Banda
Equity	19	28
Debt	-	-
Hybrid	9	25
NAV as on 30-Jun-19	11.2170	
AUM (Rs. Cr)	732.33	
Equity	87.08%	
Debt	12.72%	
Net current asset	0.20%	

Top 10 Sectors



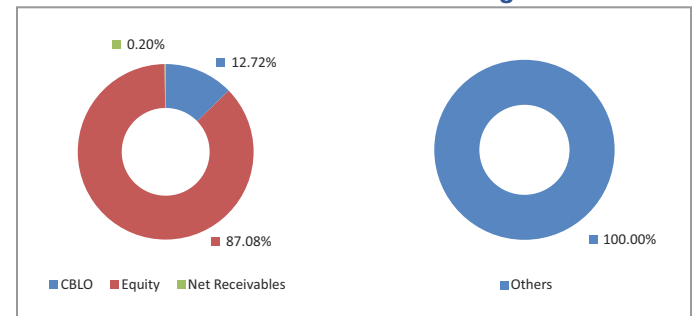
Note : 'Financial & insurance activities' sector includes exposure to 'Fixed Deposits' & 'Certificate of Deposits'.

Asset Class



*Others includes Equity, CBLO, Net receivable/payable and FD

Rating Profile



Performance

Period	1 Month	6 Months	1 Year	2 Years	3 Years	Inception
Fund	-1.14%	0.07%	1.32%	5.96%	-	5.71%
Benchmark	-1.12%	8.53%	10.03%	11.27%	-	10.02%

Returns less than or equal to 1 year are absolute. Returns greater than 1 year are compounded annualised growth rate (CAGR). Past performance is not indicative of future performance

June 2019

Asset Allocation Fund

Fund Objective

To realize a level of total income, including current income and capital appreciation, which is consistent with reasonable investment risk. The investment strategy will involve a flexible policy for allocating assets among equities, bonds and cash.

Portfolio Allocation

	Stated (%)	Actual (%)
Equity	0 - 100	61.96
Debt and Money market instruments	0 - 100	36.73
Net Current Assets*		1.31
Total		100.00

*Net current asset represents net of receivables and payables for investments held.

Portfolio

Company/Issuer	Sector/Rating	Exposure (%)
Equity		61.96%
HDFC Bank Ltd	Financial Service Activities, Except Insurance and Pension Funding	7.78%
Reliance Industries Ltd	Manufacture of Coke and Refined Petroleum Products	6.60%
Infosys Ltd	Computer Programming, Consultancy and Related Activities	6.42%
ICICI Bank Ltd	Financial Service Activities, Except Insurance and Pension Funding	3.96%
ITC Ltd	Manufacture of Tobacco Products	3.65%
HCL Technologies Ltd	Computer Programming, Consultancy and Related Activities	3.18%
Kotak Mahindra Bank Ltd	Financial Service Activities, Except Insurance and Pension Funding	2.57%
Larsen & Toubro Ltd	Civil Engineering Infrastructure	2.50%
Housing Development Finance Corporation Ltd	Financial Service Activities, Except Insurance and Pension Funding	1.85%
Mphasis Ltd	Computer Programming, Consultancy and Related Activities	1.72%
Others		21.73%
Corporate Bond		16.45%
8.75% Indiabulls Housing Finance Ltd. NCD (MD 26/09/2021)	AAA	4.32%
7.49% GRUH Finance Limited NCD (MD 31/10/2022)	AAA	2.48%
8.55% Indian Railway Finance Corporation NCD (MD 21/02/2029)	AAA	2.22%
7.83% LICHF Ltd. NCD (MD 25/09/2026) (P/C 26/11/2020)	AAA	1.42%
10.63% IOT NCD Series IV-STRIP-6 (MD 20/09/2028)	AAA	0.94%
9.39% LICHF Ltd. NCD (MD 23/08/2024) (P/C 26/08/2015)	AAA	0.80%
9.10% Dewan Housing Finance Corporation Ltd. (MD 09/09/2019)	D	0.71%
8.90% Indiabulls Housing Finance Ltd. NCD (MD 26/09/2021)	AAA	0.59%
8.57% Indiabulls Housing Finance Ltd. NCD (MD 30/03/2022)	AAA	0.52%
8.95% Crompton Greaves Ltd. NCD (MD 24/06/2021)	AA	0.52%
Others		1.94%

Company/Issuer	Sector/Rating	Exposure (%)
Sovereign		20.20%
7.26% GOI (MD 14/01/2029)	SOV	11.26%
7.17% GOI (MD 08/01/2028)	SOV	4.26%
8.35% Gujarat SDL (MD 06/03/2029)	SOV	3.98%
8.53% Tamil Nadu SDL (MD 09/03/2026)	SOV	0.50%
8.69% Tamil Nadu SDL (MD 24/02/2026)	SOV	0.20%
Money Market, Deposits & Other		1.39%
Total		100.00%

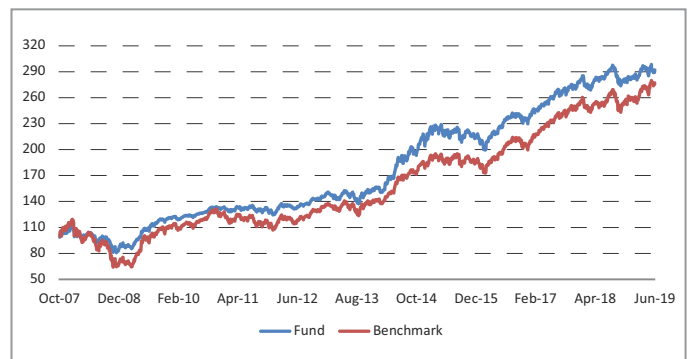
Fund Details

Description			
SFIN Number	ULIF04528/09/07ASSETALLOC116		
Launch Date	01-Oct-07		
Face Value	10		
Risk Profile	High		
Benchmark	CRISIL Balanced Fund – Aggressive Index		
Fund Manager Name	Sampath Reddy, Reshma Banda, Durgadutt Dhar		
Number of funds managed by fund manager:	Sampath Reddy	Reshma Banda	Durgadutt Dhar
Equity	19	28	-
Debt	-	-	28
Hybrid	9	25	24
NAV as on 30-Jun-19	29.2691		
AUM (Rs. Cr)	988.35		
Equity	61.96%		
Debt	36.73%		
Net current asset	1.31%		

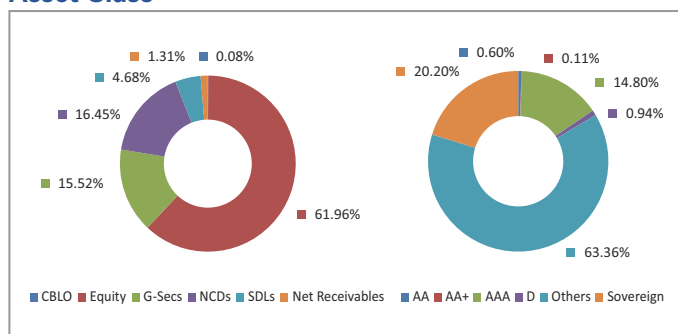
Quantitative Indicators

Modified Duration in Years	4.83
Average Maturity in Years	6.89
Yield to Maturity in %	19.92%

Growth of Rs. 100

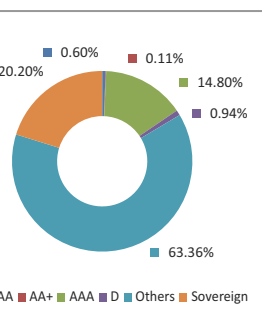


Asset Class

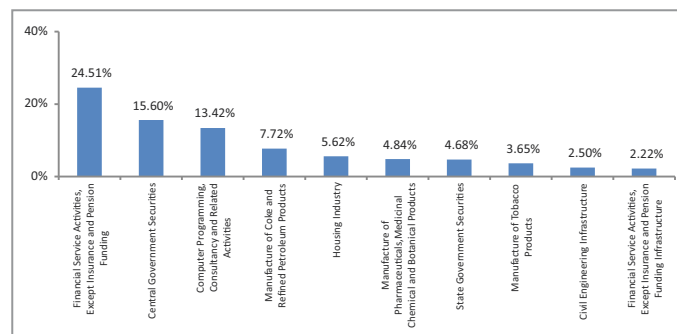


*Others includes Equity, CBLO, Net receivable/payable and FD

Rating Profile



Top 10 Sectors



Note : 'Financial & insurance activities' sector includes exposure to 'Fixed Deposits' & 'Certificate of Deposits'.

Performance

Period	1 Month	6 Months	1 Year	2 Years	3 Years	Inception
Fund	-1.57%	2.88%	2.89%	6.06%	8.34%	9.57%
Benchmark	-0.25%	7.51%	10.73%	9.68%	11.05%	8.19%

Returns less than or equal to 1 year are absolute. Returns greater than 1 year are compounded annualised growth rate (CAGR). Past performance is not indicative of future performance

On 4th June, Dewan Housing Finance Corporation Limited (DHFL) defaulted in interest payment and we had accordingly provided for 75% towards impairment. Subsequently, DHFL has made past due interest payment. DHFL also repaid full amount of CP due on 20th & 21st June and 50% of the amount of CP due on 25th June. In view of this and based on realisable value assessment, current provision towards impairment stands at 50% as on 30th June 2019.

June 2019

Asset Allocation Pension Fund

Fund Objective

To realize a level of total income, including current income and capital appreciation, which is consistent with reasonable investment risk. The investment strategy will involve a flexible policy for allocating assets among equities, bonds and cash. The fund strategy will be to adjust the mix between these asset classes to capitalize on the changing financial markets and economic conditions.

Portfolio Allocation

	Stated (%)	Actual (%)
Equity	0 - 100	62.46
Debt and Money market instruments	0 - 100	36.27
Net Current Assets*		1.26
Total		100.00

*Net current asset represents net of receivables and payables for investments held.

Portfolio

Company/Issuer	Sector/Rating	Exposure (%)
Equity		62.46%
HDFC Bank Ltd	Financial Service Activities, Except Insurance and Pension Funding	8.02%
Reliance Industries Ltd	Manufacture of Coke and Refined Petroleum Products	6.01%
Infosys Ltd	Computer Programming, Consultancy and Related Activities	4.95%
ICICI Bank Ltd	Financial Service Activities, Except Insurance and Pension Funding	3.96%
ITC Ltd	Manufacture of Tobacco Products	3.88%
HCL Technologies Ltd	Computer Programming, Consultancy and Related Activities	3.29%
Kotak Mahindra Bank Ltd	Financial Service Activities, Except Insurance and Pension Funding	2.92%
Larsen & Toubro Ltd	Civil Engineering Infrastructure	2.58%
Mphasis Ltd	Computer Programming, Consultancy and Related Activities	1.75%
Mahindra & Mahindra Ltd	Manufacture of Machinery and Equipment N.E.C.	1.58%
Others		23.53%
Corporate Bond		15.09%
8.75% Indiabulls Housing Finance Ltd. NCD (MD 26/09/2021)	AAA	4.64%
7.83% LICHF Ltd. NCD (MD 25/09/2026) (P/C 26/11/2020)	AAA	3.50%
7.49% GRUH Finance Limited NCD (MD 31/10/2022)	AAA	2.45%
8.55% Indian Railway Finance Corporation NCD (MD 21/02/2029)	AAA	2.32%
8.72% Shriram Transport Finance Co Ltd NCD (MD 27/03/2023)	AA+	1.78%
9.10% Dewan Housing Finance Corporation Ltd. (MD 09/09/2019)	D	0.39%
Sovereign		21.01%
7.26% GOI (MD 14/01/2029)	SOV	12.24%
7.17% GOI (MD 08/01/2028)	SOV	4.70%
8.35% Gujarat SDL (MD 06/03/2029)	SOV	4.07%
Money Market, Deposits & Other		1.44%
Total		100.00%

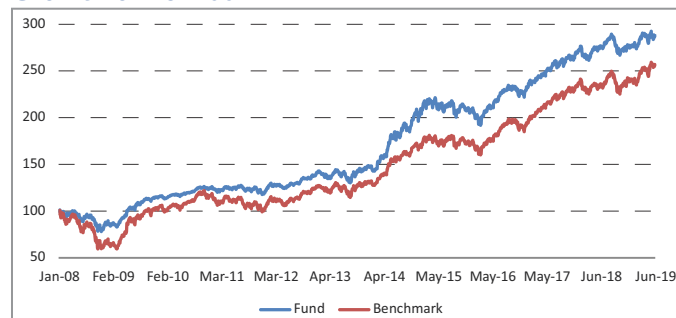
Fund Details

Description			
SFIN Number	ULIF04628/01/08ASALLOCPEN116		
Launch Date	27-Jan-08		
Face Value	10		
Risk Profile	High		
Benchmark	CRISIL Balanced Fund – Aggressive Index		
Fund Manager Name	Sampath Reddy, Reshma Banda, Durgadutt Dhar		
Number of funds managed by fund manager:	Sampath Reddy	Reshma Banda	Durgadutt Dhar
Equity	19	28	-
Debt	-	-	28
Hybrid	9	25	24
NAV as on 30-Jun-19	28.7770		
AUM (Rs. Cr)	62.96		
Equity	62.46%		
Debt	36.27%		
Net current asset	1.26%		

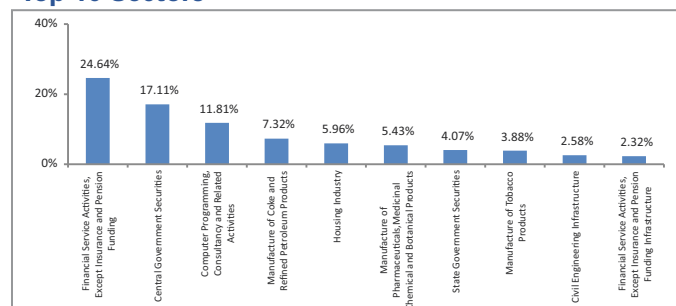
Quantitative Indicators

Modified Duration in Years	4.86
Average Maturity in Years	6.87
Yield to Maturity in %	12.70%

Growth of Rs. 100

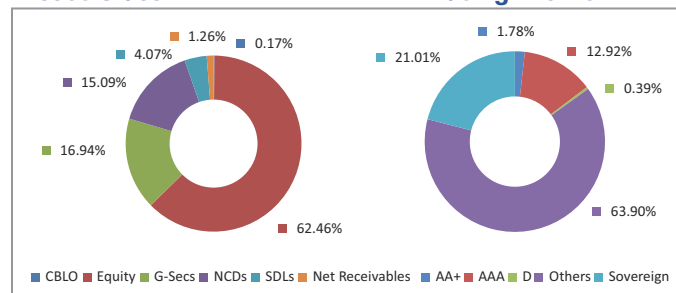


Top 10 Sectors

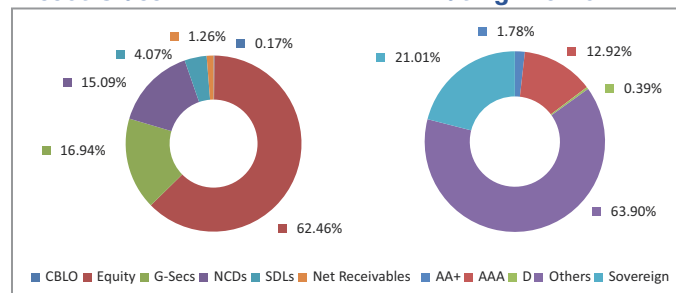


Note : 'Financial & insurance activities' sector includes exposure to 'Fixed Deposits' & 'Certificate of Deposits'.

Asset Class



Rating Profile



*Others includes Equity, CBLO, Net receivable/payable and FD

Performance

Period	1 Month	6 Months	1 Year	2 Years	3 Years	Inception
Fund	-0.94%	3.78%	4.33%	7.07%	9.13%	9.69%
Benchmark	-0.25%	7.51%	10.73%	9.68%	11.05%	7.88%

Returns less than or equal to 1 year are absolute. Returns greater than 1 year are compounded annualised growth rate (CAGR). Past performance is not indicative of future performance

On 4th June, Dewan Housing Finance Corporation Limited (DHFL) defaulted in interest payment and we had accordingly provided for 75% towards impairment. Subsequently, DHFL has made past due interest payment. DHFL also repaid full amount of CP due on 20th & 21st June and 50% of the amount of CP due on 25th June. In view of this and based on realisable value assessment, current provision towards impairment stands at 50% as on 30th June 2019.

June 2019

Asset Allocation Fund II

Fund Objective

The investment objective of this fund will be to realize a level of total income, including current income and capital appreciation, which is consistent with reasonable investment risk. The investment strategy will involve a flexible policy for allocating assets among equities, bonds and cash.

Portfolio Allocation

	Stated (%)	Actual (%)
Equity	40 - 90	51.99
Debt , Bank deposits & Fixed Income Securities	0 - 60	45.17
Money Market instrument	0 - 50	1.76
Net Current Assets*		1.08
Total		100.00

*Net current asset represents net of receivables and payables for investments held.

Portfolio

Company/Issuer	Sector/Rating	Exposure (%)
Equity		51.99%
HDFC Bank Ltd	Financial Service Activities, Except Insurance and Pension Funding	6.24%
Reliance Industries Ltd	Manufacture of Coke and Refined Petroleum Products	5.49%
Infosys Ltd	Computer Programming, Consultancy and Related Activities	3.90%
ICICI Bank Ltd	Financial Service Activities, Except Insurance and Pension Funding	3.23%
ITC Ltd	Manufacture of Tobacco Products	2.90%
Kotak Mahindra Bank Ltd	Financial Service Activities, Except Insurance and Pension Funding	2.89%
Housing Development Finance Corporation Ltd	Financial Service Activities, Except Insurance and Pension Funding	2.79%
HCL Technologies Ltd	Computer Programming, Consultancy and Related Activities	2.57%
Larsen & Toubro Ltd	Civil Engineering Infrastructure	2.04%
Axis Bank Ltd	Financial Service Activities, Except Insurance and Pension Funding	1.45%
Mphasis Ltd	Computer Programming, Consultancy and Related Activities	1.30%
Mahindra & Mahindra Ltd	Manufacture of Machinery and Equipment N.E.C.	1.23%
Hindalco Industries Ltd	Manufacture of Basic Metals	1.14%
Siemens Ltd	Manufacture of Electrical Equipment	1.05%
Indian Oil Corporation Ltd	Manufacture of Coke and Refined Petroleum Products	1.04%
Pfizer Ltd	Manufacture of Pharmaceuticals, Medicinal Chemical and Botanical Products	0.96%
UltraTech Cement Ltd	Manufacture of Other Non-Metallic Mineral Products	0.90%
Maruti Suzuki India Ltd	Manufacture of Motor Vehicles, Trailers and Semi-Trailers	0.83%
Aurobindo Pharma Ltd	Manufacture of Pharmaceuticals, Medicinal Chemical and Botanical Products	0.83%
Tech Mahindra Ltd	Computer Programming, Consultancy and Related Activities	0.80%
Others		8.40%
Corporate Bond		12.61%
8.75% Indiabulls Housing Finance Ltd. NCD (MD 26/09/2021)	AAA	4.39%
7.83% LICHF Ltd. NCD (MD 25/09/2026) (P/C 26/11/2020)	AAA	2.13%
7.49% GRUH Finance Limited NCD (MD 31/10/2022)	AAA	1.90%
8.55% Indian Railway Finance Corporation NCD (MD 21/02/2029)	AAA	1.85%
8.10% Shriram Transport Finance Co Ltd. NCD (MD 29/05/2020)	AA+	1.07%
8.90% Indiabulls Housing Finance Ltd. NCD (MD 26/09/2021)	AAA	0.55%
9.10% Dewan Housing Finance Corporation Ltd. (MD 09/09/2019)	D	0.33%

Company/Issuer	Sector/Rating	Exposure (%)
9.10% Dewan Housing Finance Corporation Ltd. (MD 16/08/2019)	D	0.12%
8.58% LICHF Ltd. NCD (MD 01/08/2025) (P/C 03/05/2019)	AAA	0.09%
8.50% IRFC Ltd. (MD 22/06/2020)	AAA	0.09%
Others		0.09%
Sovereign		33.01%
7.26% GOI (MD 14/01/2029)	SOV	22.55%
7.17% GOI (MD 08/01/2028)	SOV	5.85%
8.35% Gujarat SDL (MD 06/03/2029)	SOV	3.37%
8.89% Maharashtra SDL (MD 05/10/2021)	SOV	0.92%
7.68% GOI (MD 15/12/2023)	SOV	0.32%
Money Market, Deposits & Other		2.39%
Total		100.00%

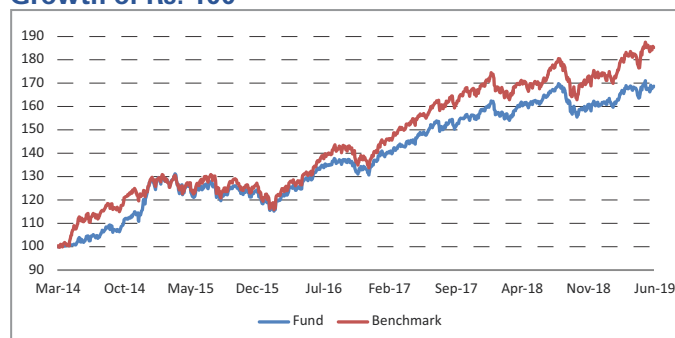
Fund Details

Description			
SFIN Number	ULIF07205/12/13ASSETALL02116		
Launch Date	31-Mar-14		
Face Value	10		
Risk Profile	High		
Benchmark	CRISIL Balanced Fund – Aggressive Index		
Fund Manager Name	Sampath Reddy, Reshma Banda, Durgadutt Dhar		
Number of funds managed by fund manager:	Sampath Reddy	Reshma Banda	Durgadutt Dhar
Equity	19	28	-
Debt	-	-	28
Hybrid	9	25	24
NAV as on 30-Jun-19	16.8705		
AUM (Rs. Cr)	225.86		
Equity	51.99%		
Debt	46.93%		
Net current asset	1.08%		

Quantitative Indicators

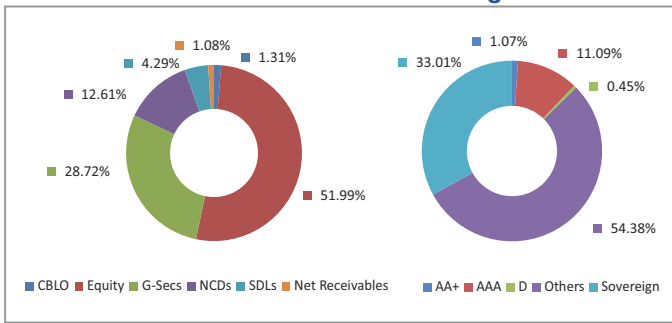
Modified Duration in Years	5.13
Average Maturity in Years	7.28
Yield to Maturity in %	12.11%

Growth of Rs. 100



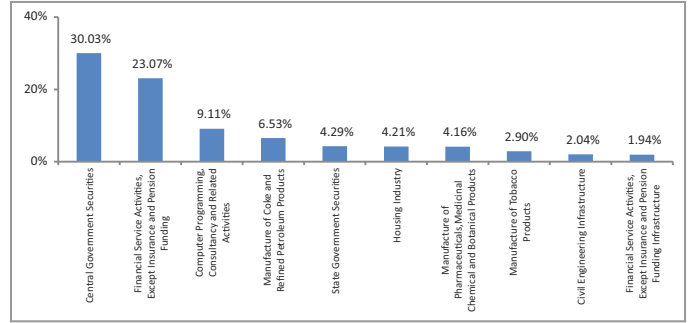
Asset Class

Rating Profile



*Others includes Equity, CBLO, Net receivable/payable and FD

Top 10 Sectors



Note : 'Financial & insurance activities' sector includes exposure to 'Fixed Deposits' & 'Certificate of Deposits'.

Performance

Period	1 Month	6 Months	1 Year	2 Years	3 Years	Inception
Fund	-0.71%	4.30%	4.11%	6.68%	8.87%	10.47%
Benchmark	-0.25%	7.51%	10.73%	9.68%	11.05%	10.86%

Returns less than or equal to 1 year are absolute. Returns greater than 1 year are compounded annualised growth rate (CAGR). Past performance is not indicative of future performance

On 4th June, Dewan Housing Finance Corporation Limited (DHFL) defaulted in interest payment and we had accordingly provided for 75% towards impairment. Subsequently, DHFL has made past due interest payment. DHFL also repaid full amount of CP due on 20th & 21st June and 50% of the amount of CP due on 25th June. In view of this and based on realisable value assessment, current provision towards impairment stands at 50% as on 30th June 2019.

June 2019

Bond Fund

Fund Objective

To provide accumulation of income through investment in high quality fixed income securities like G-Secs, and corporate debt rated AA and above.

Portfolio Allocation

	Stated (%)	Actual (%)
Debt and money market instruments	0 - 100	94.35
Net Current Assets*		5.65
Total		100.00

*Net current asset represents net of receivables and payables for investments held.

Portfolio

Company/Issuer	Rating	Exposure (%)
Corporate Bond		46.65%
8.24% Power Grid Corporation(GOI Serviced) NCD (14/02/2029)	AAA	7.87%
8.55% Indian Railway Finance Corporation NCD (MD 21/02/2029)	AAA	7.19%
8.30% NTPC Ltd NCD Series 67 Secured Bond (MD 15/01/2029)	AAA	4.59%
8.57% Indiabulls Housing Finance Ltd. NCD (MD 30/03/2022)	AAA	2.21%
8.80% LIC Housing Finance Ltd NCD (MD 25/01/2029)	AAA	2.09%
7.49% GRUH Finance Limited NCD (MD 31/10/2022)	AAA	2.04%
8.72% Shriram Transport Finance Co Ltd NCD (MD 27/03/2023)	AA+	1.92%
7.90% HDFC Ltd. NCD (MD 24/08/2026)	AAA	1.80%
8.85% Bajaj Finance Ltd. NCD (MD 15/07/2026)	AAA	1.80%
9.95% Food Corporation of India GOI Grnt NCD (MD 07/03/2022)	AAA	1.55%
8.75% Indiabulls Housing Finance Ltd. NCD (MD 26/09/2021)	AAA	1.37%
7.68% Fullerton India Credit Co Ltd S 56 NCD (MD 14/08/2020)	AAA	1.35%
8.75% Bajaj Finance Ltd. NCD (MD 14/08/2026)	AAA	1.13%
8.90% Indiabulls Housing Finance Ltd. NCD (MD 26/09/2021)	AAA	0.92%
8.32% HDFC Ltd. NCD (MD 04/05/2026)	AAA	0.92%
8.85% Axis Bank Ltd. NCD (MD 05/12/2024)	AAA	0.84%
10.63% IOT NCD Series IV-STRIP-6 (MD 20/09/2028)	AAA	0.71%
7.90% LICHF Ltd. NCD (MD 18/08/2026)	AAA	0.67%
7.83% LICHF Ltd. NCD (MD 25/09/2026) (P/C 26/11/2020)	AAA	0.54%
8.61% LICHF Ltd. NCD (MD 11/12/2019) (P/C 11/12/2015)	AAA	0.50%
Others		4.62%
Sovereign		44.78%
7.17% GOI (MD 08/01/2028)	SOV	22.33%
7.26% GOI (MD 14/01/2029)	SOV	16.52%
8.35% Gujarat SDL (MD 06/03/2029)	SOV	5.34%
8.28% GOI (MD 21/09/2027)	SOV	0.59%
Money Market, Deposits & Other		8.58%
Total		100.00%

Performance

Period	1 Month	6 Months	1 Year	2 Years	3 Years	Inception
Fund	1.05%	5.81%	11.73%	6.24%	7.87%	8.84%
Benchmark	1.13%	5.64%	11.62%	6.35%	8.03%	7.62%

Returns less than or equal to 1 year are absolute. Returns greater than 1 year are compounded annualised growth rate (CAGR). Past performance is not indicative of future performance

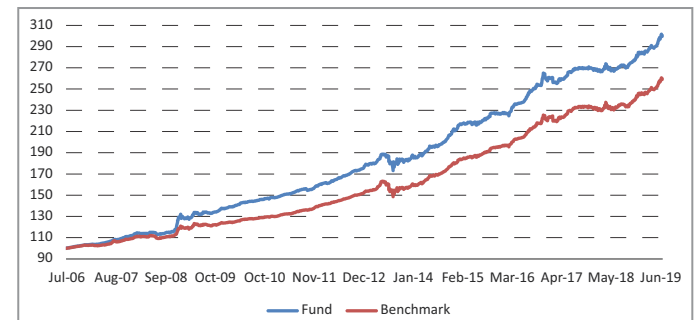
Fund Details

Description	
SFIN Number	ULIF02610/07/06BONDFUNDLI116
Launch Date	10-Jul-06
Face Value	10
Risk Profile	Moderate
Benchmark	CRISIL Composite Bond Fund Index
Fund Manager Name	Durgadutt Dhar
Number of funds managed by fund manager:	
Equity	-
Debt	28
Hybrid	24
NAV as on 30-Jun-19	30.0348
AUM (Rs. Cr)	1113.62
Equity	-
Debt	94.35%
Net current asset	5.65%

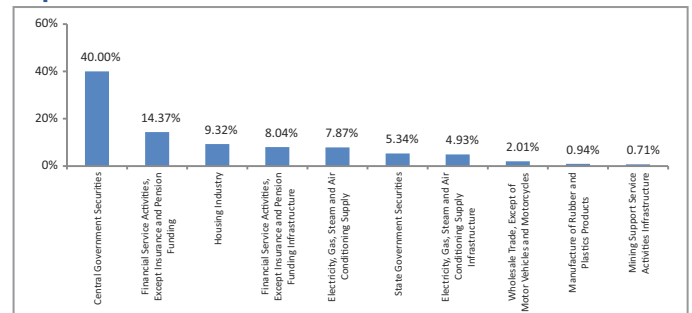
Quantitative Indicators

Modified Duration in Years	5.27
Average Maturity in Years	7.58
Yield to Maturity in %	7.43%

Growth of Rs. 100

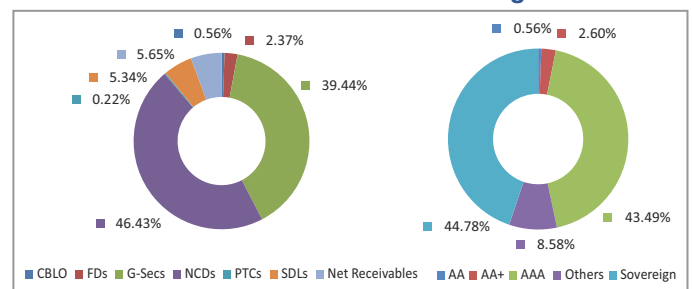


Top 10 Sectors

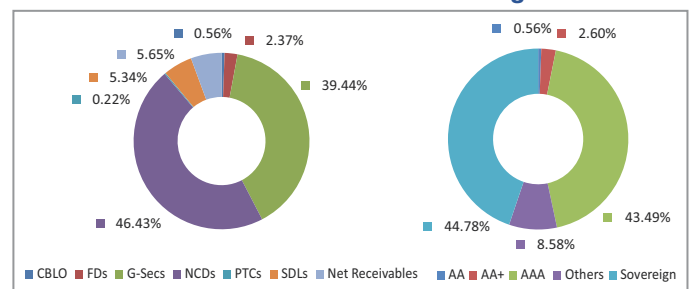


Note : 'Financial & insurance activities' sector includes exposure to 'Fixed Deposits' & 'Certificate of Deposits'.

Asset Class



Rating Profile



*Others includes Equity, CBLO, Net receivable/payable and FD

June 2019

Premier Bond Fund

Fund Objective

To provide accumulation of income through investment in high quality fixed income securities.

Portfolio Allocation

	Stated (%)	Actual (%)
G-Secs, Bonds, Fixed Deposits and Money Market instruments*	0 - 100	95.04
Net Current Assets*		4.96
Total		100.00

*Net current asset represents net of receivables and payables for investments held.

*Including Loan

Portfolio

Company/Issuer	Rating	Exposure (%)
Corporate Bond		33.25%
8.55% Indian Railway Finance Corporation NCD (MD 21/02/2029)	AAA	6.53%
8.24% Power Grid Corporation(GOI Serviced) NCD (14/02/2029)	AAA	6.46%
8.30% NTPC Ltd NCD Series 67 Secured Bond (MD 15/01/2029)	AAA	6.42%
8.75% Indiabulls Housing Finance Ltd. NCD (MD 26/09/2021)	AAA	4.86%
9.39% LICHF Ltd. NCD (MD 23/08/2024) (P/C 26/08/2015)	AAA	3.32%
9.10% Shriram Transport Finance Co Ltd NCD (MD 12/07/2021)	AA+	3.20%
7.49% GRUH Finance Limited NCD (MD 31/10/2022)	AAA	1.56%
9.10% Dewan Housing Finance Corporation Ltd. (MD 09/09/2019)	D	0.90%
Sovereign		58.47%
7.17% GOI (MD 08/01/2028)	SOV	27.72%
7.26% GOI (MD 14/01/2029)	SOV	23.41%
8.35% Gujarat SDL (MD 06/03/2029)	SOV	7.33%
Money Market, Deposits & Other		8.28%
Total		100.00%

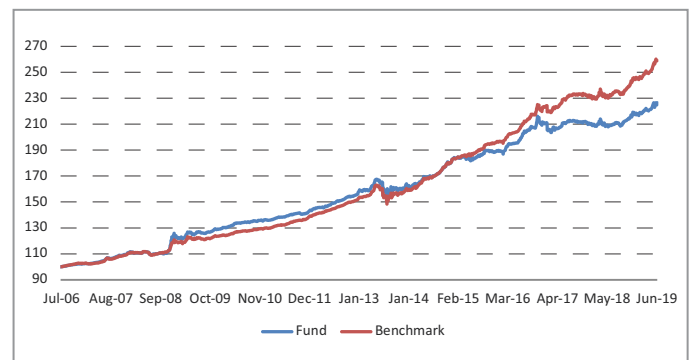
Fund Details

Description	
SFIN Number	ULIF02821/07/06PREMIRBOND116
Launch Date	21-Jul-06
Face Value	10
Risk Profile	Moderate
Benchmark	CRISIL Composite Bond Fund Index
Fund Manager Name	Durgadutt Dhar
Number of funds managed by fund manager:	
Equity	-
Debt	28
Hybrid	24
NAV as on 30-Jun-19	22.6507
AUM (Rs. Cr)	3.20
Equity	-
Debt	95.04%
Net current asset	4.96%

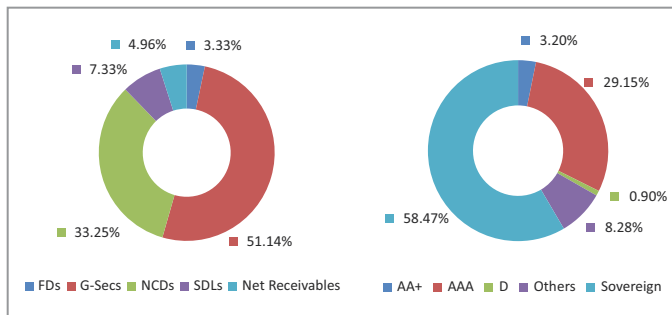
Quantitative Indicators

Modified Duration in Years	5.58
Average Maturity in Years	8.02
Yield to Maturity in %	12.09%

Growth of Rs. 100



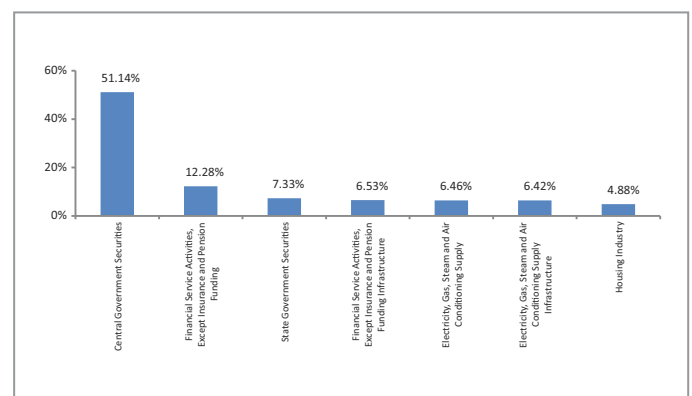
Asset Class



*Others includes Equity, CBLO, Net receivable/payable and FD

Rating Profile

Top 10 Sectors



Note : 'Financial & insurance activities' sector includes exposure to 'Fixed Deposits' & 'Certificate of Deposits'.

Performance

Period	1 Month	6 Months	1 Year	2 Years	3 Years	Inception
Fund	0.19%	3.84%	8.39%	3.67%	4.71%	6.52%
Benchmark	1.13%	5.64%	11.62%	6.35%	8.03%	7.63%

Returns less than or equal to 1 year are absolute. Returns greater than 1 year are compounded annualised growth rate (CAGR). Past performance is not indicative of future performance

On 4th June, Dewan Housing Finance Corporation Limited (DHFL) defaulted in interest payment and we had accordingly provided for 75% towards impairment. Subsequently, DHFL has made past due interest payment. DHFL also repaid full amount of CP due on 20th & 21st June and 50% of the amount of CP due on 25th June. In view of this and based on realisable value assessment, current provision towards impairment stands at 50% as on 30th June 2019.

June 2019

Bond Pension Fund

Fund Objective

To provide accumulation of income through investment in high quality fixed income securities.

Portfolio Allocation

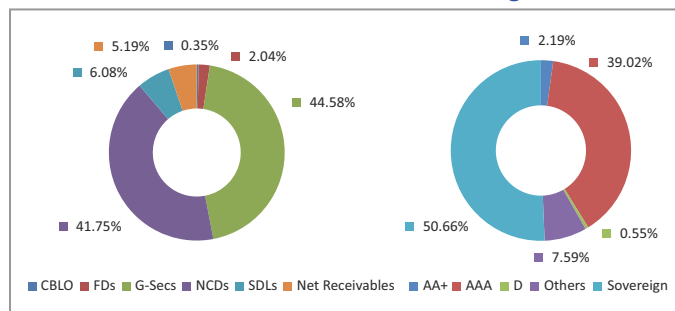
	Stated (%)	Actual (%)
Debt and money market instruments	0 - 100	94.81
Net Current Assets*		5.19
Total		100.00

*Net current asset represents net of receivables and payables for investments held.

Portfolio

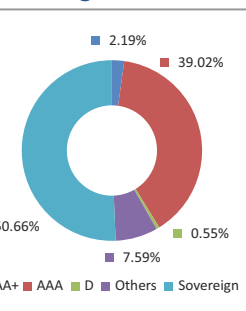
Company/Issuer	Rating	Exposure (%)
Corporate Bond		41.75%
8.24% Power Grid Corporation(GOI Serviced) NCD (14/02/2029)	AAA	7.90%
8.55% Indian Railway Finance Corporation NCD (MD 21/02/2029)	AAA	6.84%
8.30% NTPC Ltd NCD Series 67 Secured Bond (MD 15/01/2029)	AAA	5.60%
7.39% LIC Housing Finance Ltd NCD (MD 30/08/2022)	AAA	2.97%
8.80% LIC Housing Finance Ltd NCD (MD 25/01/2029)	AAA	2.89%
8.75% HDFC Ltd NCD (MD 13/01/2020)	AAA	2.88%
8.57% Indiabulls Housing Finance Ltd. NCD (MD 30/03/2022)	AAA	2.79%
10.09% MRF Ltd. NCD (MD 27/05/2021)	AAA	2.56%
7.49% GRUH Finance Limited NCD (MD 31/10/2022)	AAA	2.45%
8.10% Shriram Transport Finance Co Ltd. NCD (MD 29/05/2020)	AA+	2.19%
Others		2.69%
Sovereign		50.66%
7.17% GOI (MD 08/01/2028)	SOV	25.37%
7.26% GOI (MD 14/01/2029)	SOV	19.21%
8.35% Gujarat SDL (MD 06/03/2029)	SOV	6.03%
8.89% Maharashtra SDL (MD 05/10/2021)	SOV	0.05%
Money Market, Deposits & Other		7.59%
Total		100.00%

Asset Class



*Others includes Equity, CBLO, Net receivable/payable and FD

Rating Profile



Performance

Period	1 Month	6 Months	1 Year	2 Years	3 Years	Inception
Fund	0.54%	4.91%	10.68%	5.81%	6.65%	8.75%
Benchmark	1.13%	5.64%	11.62%	6.35%	8.03%	7.63%

Returns less than or equal to 1 year are absolute. Returns greater than 1 year are compounded annualised growth rate (CAGR). Past performance is not indicative of future performance

On 4th June, Dewan Housing Finance Corporation Limited (DHFL) defaulted in interest payment and we had accordingly provided for 75% towards impairment. Subsequently, DHFL has made past due interest payment. DHFL also repaid full amount of CP due on 20th & 21st June and 50% of the amount of CP due on 25th June. In view of this and based on realisable value assessment, current provision towards impairment stands at 50% as on 30th June 2019.

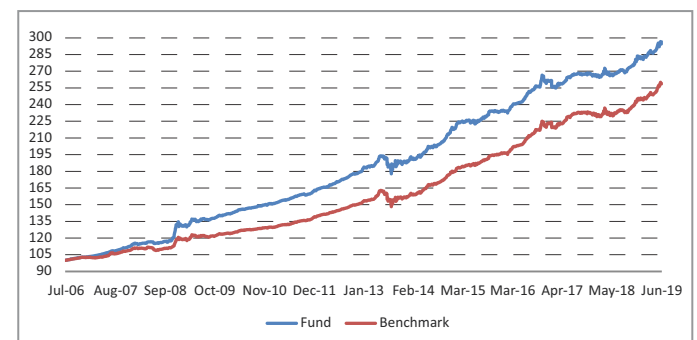
Fund Details

Description	
SFIN Number	ULIF03524/07/06BONDPENFUND116
Launch Date	24-Jul-06
Face Value	10
Risk Profile	Moderate
Benchmark	CRISIL Composite Bond Fund Index
Fund Manager Name	Durgadutt Dhar
Number of funds managed by fund manager:	
Equity	-
Debt	28
Hybrid	24
NAV as on 30-Jun-19	29.6283
AUM (Rs. Cr)	36.66
Equity	-
Debt	94.81%
Net current asset	5.19%

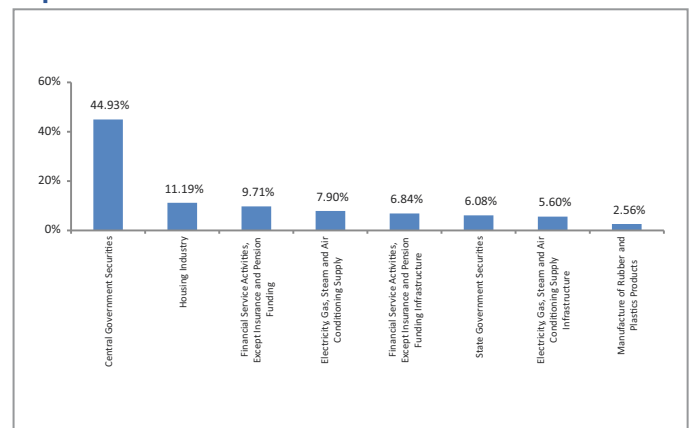
Quantitative Indicators

Modified Duration in Years	5.33
Average Maturity in Years	7.64
Yield to Maturity in %	10.29%

Growth of Rs. 100



Top 10 Sectors



Note : 'Financial & insurance activities' sector includes exposure to 'Fixed Deposits' & 'Certificate of Deposits'.

June 2019

Debt Fund

Fund Objective

To provide accumulation of income through investment in high quality fixed income Securities.

Portfolio Allocation

	Stated (%)	Actual (%)
Debt Instruments, FDs & Money Market Instruments*	0 - 100	95.30
Net Current Assets*		4.70
Total		100.00

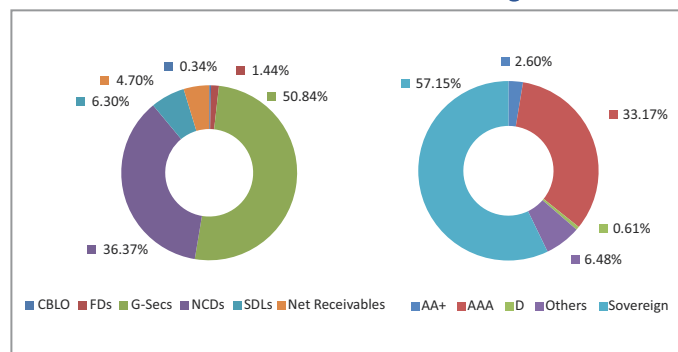
*Net current asset represents net of receivables and payables for investments held.

*Including Loan

Portfolio

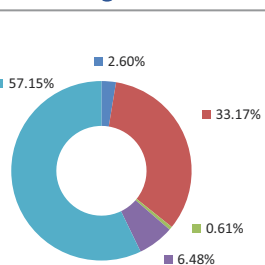
Company/Issuer	Rating	Exposure (%)
Corporate Bond		36.37%
8.24% Power Grid Corporation(GOI Serviced) NCD (14/02/2029)	AAA	7.35%
8.55% Indian Railway Finance Corporation NCD (MD 21/02/2029)	AAA	7.20%
8.30% NTPC Ltd NCD Series 67 Secured Bond (MD 15/01/2029)	AAA	5.09%
8.57% Indiabulls Housing Finance Ltd. NCD (MD 30/03/2022)	AAA	3.97%
8.75 HDFC Ltd NCD (MD 13/01/2020)	AAA	2.93%
8.10% Shriram Transport Finance Co Ltd. NCD (MD 29/05/2020)	AA+	2.38%
8.80% LIC Housing Finance Ltd NCD (MD 25/01/2029)	AAA	2.28%
8.60% LICHF Ltd. NCD Option I (MD 26/02/2021)	AAA	1.75%
10.09% MRF Ltd. NCD (MD 27/05/2021)	AAA	1.12%
8.58% LICHF Ltd. NCD (MD 01/08/2025) (P/C 03/05/2019)	AAA	0.67%
Others		1.64%
Sovereign		57.15%
7.17% GOI (MD 08/01/2028)	SOV	28.95%
7.26% GOI (MD 14/01/2029)	SOV	21.89%
8.35% Gujarat SDL (MD 06/03/2029)	SOV	5.56%
8.89% Maharashtra SDL (MD 05/10/2021)	SOV	0.74%
Money Market, Deposits & Other		6.48%
Total		100.00%

Asset Class



*Others includes Equity, CBLO, Net receivable/payable and FD

Rating Profile



Performance

Period	1 Month	6 Months	1 Year	2 Years	3 Years	Inception
Fund	0.38%	4.17%	8.97%	4.06%	5.31%	6.10%
Benchmark	1.13%	5.64%	11.62%	6.35%	8.03%	6.73%

Returns less than or equal to 1 year are absolute. Returns greater than 1 year are compounded annualised growth rate (CAGR). Past performance is not indicative of future performance

On 4th June, Dewan Housing Finance Corporation Limited (DHFL) defaulted in interest payment and we had accordingly provided for 75% towards impairment. Subsequently, DHFL has made past due interest payment. DHFL also repaid full amount of CP due on 20th & 21st June and 50% of the amount of CP due on 25th June. In view of this and based on realisable value assessment, current provision towards impairment stands at 50% as on 30th June 2019.

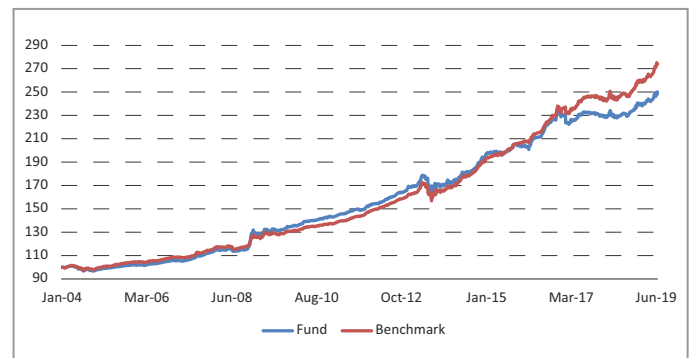
Fund Details

Description	
SFIN Number	ULIF00415/01/04DEBTFUNDLI116
Launch Date	15-Jan-04
Face Value	10
Risk Profile	Moderate
Benchmark	CRISIL Composite Bond Fund Index
Fund Manager Name	Durgadutt Dhar
Number of funds managed by fund manager:	
Equity	-
Debt	28
Hybrid	24
NAV as on 30-Jun-19	24.9780
AUM (Rs. Cr)	46.41
Equity	-
Debt	95.30%
Net current asset	4.70%

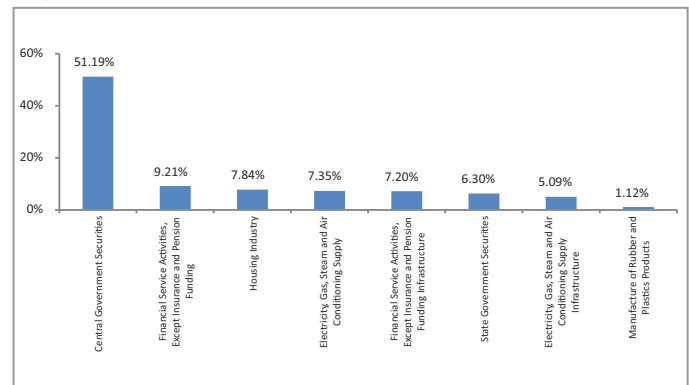
Quantitative Indicators

Modified Duration in Years	5.48
Average Maturity in Years	7.88
Yield to Maturity in %	10.51%

Growth of Rs. 100



Top 10 Sectors



Note : 'Financial & insurance activities' sector includes exposure to 'Fixed Deposits' & 'Certificate of Deposits'.

June 2019

Debt Plus Fund

Fund Objective

To provide accumulation of income through investment in high quality fixed income Securities.

Portfolio Allocation

	Stated (%)	Actual (%)
Debt Instruments, FDs & Money Market Instruments*	0 - 100	95.40
Net Current Assets*		4.60
Total		100.00

*Net current asset represents net of receivables and payables for investments held.

*Including Loan

Portfolio

Company/Issuer	Rating	Exposure (%)
Corporate Bond		36.59%
8.24% Power Grid Corporation(GOI Serviced) NCD (14/02/2029)	AAA	7.14%
8.55% Indian Railway Finance Corporation NCD (MD 21/02/2029)	AAA	6.70%
8.30% NTPC Ltd NCD Series 67 Secured Bond (MD 15/01/2029)	AAA	5.07%
8.70% HDFC Ltd (MD 15/12/2020)	AAA	2.84%
8.10% Shriram Transport Finance Co Ltd. NCD (MD 29/05/2020)	AA+	2.64%
8.75% Indiabulls Housing Finance Ltd. NCD (MD 26/09/2021)	AAA	2.41%
7.49% GRUH Finance Limited NCD (MD 31/10/2022)	AAA	2.21%
8.57% Indiabulls Housing Finance Ltd. NCD (MD 30/03/2022)	AAA	2.19%
8.60% LIC Housing Finance Ltd NCD Option I (MD 26/02/2021)	AAA	1.84%
8.80% LIC Housing Finance Ltd NCD (MD 25/01/2029)	AAA	1.74%
Others		1.80%
Sovereign		56.49%
7.17% GOI (MD 08/01/2028)	SOV	29.08%
7.26% GOI (MD 14/01/2029)	SOV	21.39%
8.35% Gujarat SDL (MD 06/03/2029)	SOV	5.63%
8.89% Maharashtra SDL (MD 05/10/2021)	SOV	0.39%
Money Market, Deposits & Other		6.92%
Total		100.00%

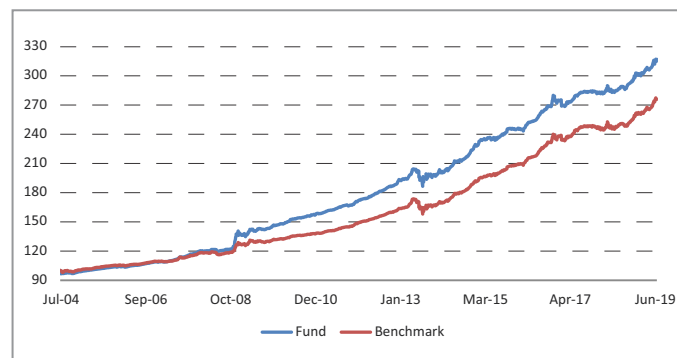
Fund Details

Description	
SFIN Number	ULIF00923/07/04DEBTPLUSFU116
Launch Date	23-Jul-04
Face Value	10
Risk Profile	Moderate
Benchmark	CRISIL Composite Bond Fund Index
Fund Manager Name	Durgadutt Dhar
Number of funds managed by fund manager:	
Equity	-
Debt	28
Hybrid	24
NAV as on 30-Jun-19	31.6934
AUM (Rs. Cr)	60.78
Equity	-
Debt	95.40%
Net current asset	4.60%

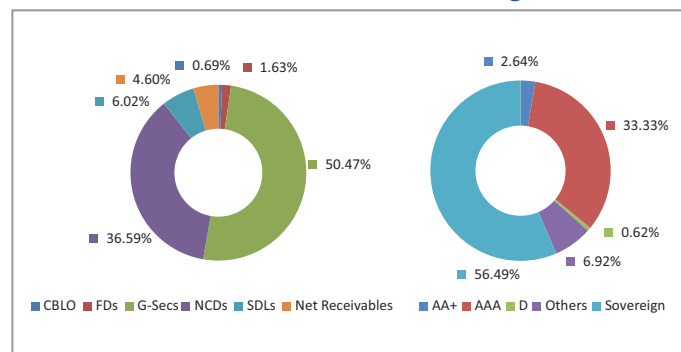
Quantitative Indicators

Modified Duration in Years	5.45
Average Maturity in Years	7.80
Yield to Maturity in %	10.62%

Growth of Rs. 100

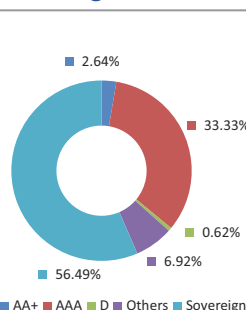


Asset Class

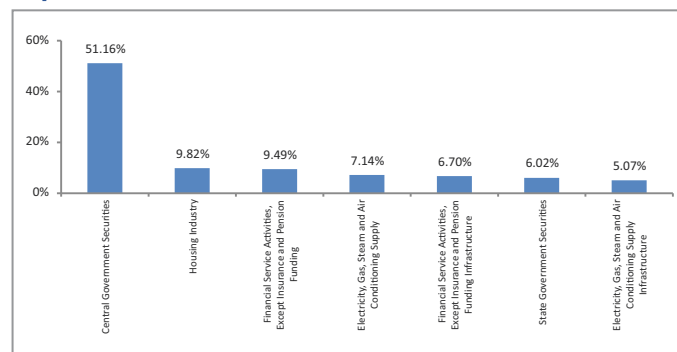


*Others includes Equity, CBLO, Net receivable/payable and FD

Rating Profile



Top 10 Sectors



Note : 'Financial & insurance activities' sector includes exposure to 'Fixed Deposits' & 'Certificate of Deposits'.

Performance

Period	1 Month	6 Months	1 Year	2 Years	3 Years	Inception
Fund	0.50%	5.05%	11.25%	6.43%	7.37%	8.02%
Benchmark	1.13%	5.64%	11.62%	6.35%	8.03%	7.04%

Returns less than or equal to 1 year are absolute. Returns greater than 1 year are compounded annualised growth rate (CAGR). Past performance is not indicative of future performance

On 4th June, Dewan Housing Finance Corporation Limited (DHFL) defaulted in interest payment and we had accordingly provided for 75% towards impairment. Subsequently, DHFL has made past due interest payment. DHFL also repaid full amount of CP due on 20th & 21st June and 50% of the amount of CP due on 25th June. In view of this and based on realisable value assessment, current provision towards impairment stands at 50% as on 30th June 2019.

June 2019

Debt Plus Pension Fund

Fund Objective

To provide accumulation of income through investment in high quality fixed income Securities.

Portfolio Allocation

	Stated (%)	Actual (%)
Debt Instruments, FDs & Money Market Instruments*	0 - 100	94.56
Net Current Assets*		5.44
Total		100.00

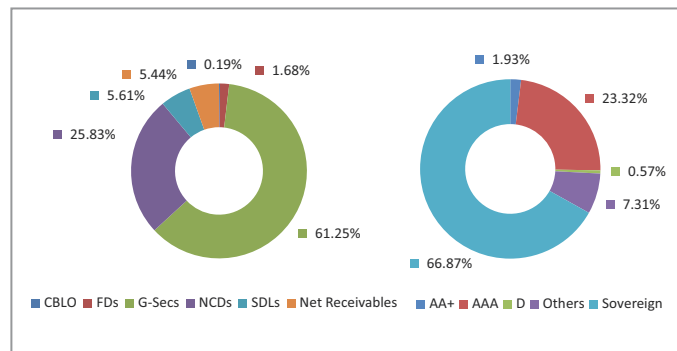
*Net current asset represents net of receivables and payables for investments held.

*Including Loan

Portfolio

Company/Issuer	Rating	Exposure (%)
Corporate Bond		25.83%
8.55% Indian Railway Finance Corporation NCD (MD 21/02/2029)	AAA	5.91%
8.24% Power Grid Corporation(GOI Serviced) NCD (14/02/2029)	AAA	5.85%
8.75% Indiabulls Housing Finance Ltd. NCD (MD 26/09/2021)	AAA	3.90%
8.30% NTPC Ltd NCD Series 67 Secured Bond (MD 15/01/2029)	AAA	3.87%
9.10% Shriram Transport Finance Co Ltd NCD (MD 12/07/2021)	AA+	1.93%
8.70% HDFC Ltd (MD 15/12/2020)	AAA	1.91%
7.49% GRUH Finance Limited NCD (MD 31/10/2022)	AAA	1.88%
9.10% Dewan Housing Finance Corporation Ltd. (MD 16/08/2019)	D	0.38%
9.10% Dewan Housing Finance Corporation Ltd. (MD 09/09/2019)	D	0.19%
Sovereign		66.87%
7.17% GOI (MD 08/01/2028)	SOV	35.12%
7.26% GOI (MD 14/01/2029)	SOV	26.13%
8.35% Gujarat SDL (MD 06/03/2029)	SOV	5.61%
Money Market, Deposits & Other		7.31%
Total		100.00%

Asset Class



*Others includes Equity, CBLO, Net receivable/payable and FD

Performance

Period	1 Month	6 Months	1 Year	2 Years	3 Years	Inception
Fund	0.58%	5.19%	11.54%	6.27%	8.10%	8.79%
Benchmark	1.13%	5.64%	11.62%	6.35%	8.03%	7.30%

Returns less than or equal to 1 year are absolute. Returns greater than 1 year are compounded annualised growth rate (CAGR). Past performance is not indicative of future performance

On 4th June, Dewan Housing Finance Corporation Limited (DHFL) defaulted in interest payment and we had accordingly provided for 75% towards impairment. Subsequently, DHFL has made past due interest payment. DHFL also repaid full amount of CP due on 20th & 21st June and 50% of the amount of CP due on 25th June. In view of this and based on realisable value assessment, current provision towards impairment stands at 50% as on 30th June 2019.

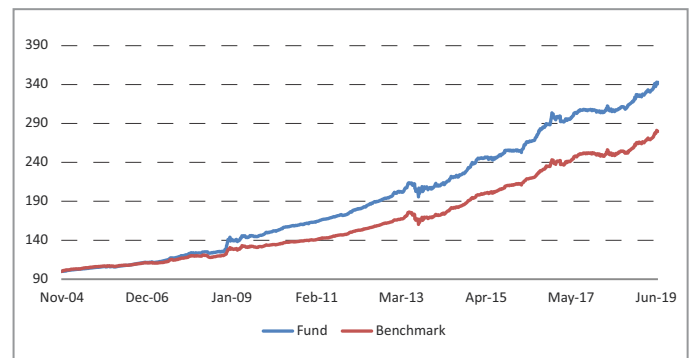
Fund Details

Description	
SFIN Number	ULIF01518/11/04DEBTPUPEN116
Launch Date	18-Nov-04
Face Value	10
Risk Profile	Moderate
Benchmark	CRISIL Composite Bond Fund Index
Fund Manager Name	Durgadutt Dhar
Number of funds managed by fund manager:	
Equity	-
Debt	28
Hybrid	24
NAV as on 30-Jun-19	34.2735
AUM (Rs. Cr)	5.30
Equity	-
Debt	94.56%
Net current asset	5.44%

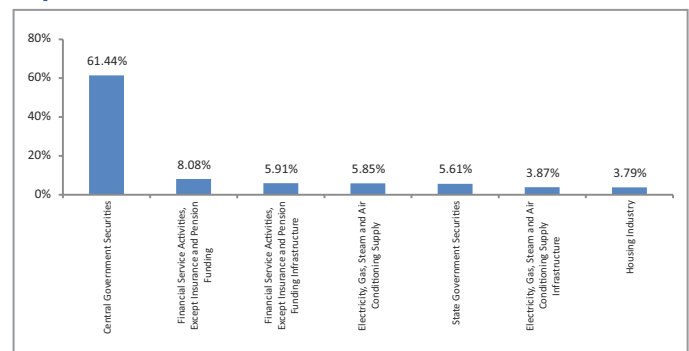
Quantitative Indicators

Modified Duration in Years	5.74
Average Maturity in Years	8.22
Yield to Maturity in %	10.30%

Growth of Rs. 100



Top 10 Sectors



Note : 'Financial & insurance activities' sector includes exposure to 'Fixed Deposits' & 'Certificate of Deposits'.

June 2019

Life Long Gain Fund

Fund Objective

To provide accumulation of income through investment in high quality fixed income Securities.

Portfolio Allocation

	Stated (%)	Actual (%)
Government Securities	25 - 100	61.82
Government Securities or Other Approved Securities (including above)	50 - 100	67.52
Approved Investments Infrastructure and Social Sector	15 - 100	23.63
Others*	0 - 35	3.88
Others Approved	0 - 15	-
Net Current Assets*		4.97
Total		100.00

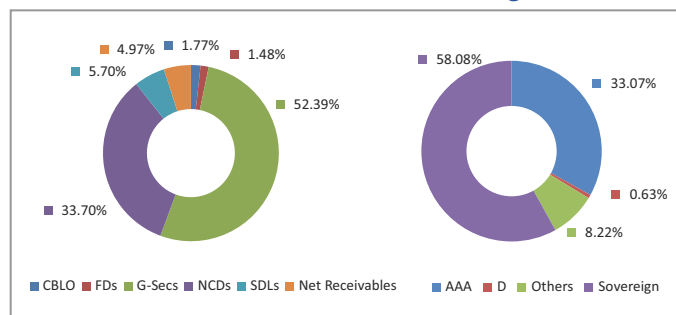
*Net current asset represents net of receivables and payables for investments held.

*Out of the 35%, not more than 15% of investment in 'Other than Approved Investment'

Portfolio

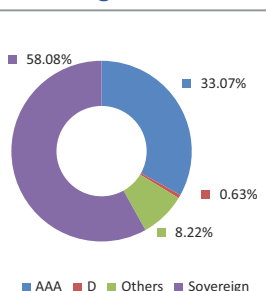
Company/Issuer	Rating	Exposure (%)
Corporate Bond		33.70%
8.24% Power Grid Corporation(GOI Serviced) NCD (14/02/2029)	AAA	9.43%
8.55% Indian Railway Finance Corporation NCD (MD 21/02/2029)	AAA	7.15%
8.30% NTPC Ltd NCD Series 67 Secured Bond (MD 15/01/2029)	AAA	4.68%
8.75% Indiabulls Housing Finance Ltd. NCD (MD 26/09/2021)	AAA	4.68%
8.75% HDFC Ltd NCD (MD 13/01/2020)	AAA	2.58%
7.49% GRUH Finance Limited NCD (MD 31/10/2022)	AAA	2.27%
7.39% LIC Housing Finance Ltd NCD (MD 30/08/2022)	AAA	1.69%
9.10% Dewan Housing Finance Corporation Ltd. (MD 09/09/2019)	D	0.63%
8.60% LICHF Ltd. NCD (MD 28/12/2020)	AAA	0.58%
Sovereign		58.08%
7.17% GOI (MD 08/01/2028)	SOV	29.20%
7.26% GOI (MD 14/01/2029)	SOV	21.83%
8.35% Gujarat SDL (MD 06/03/2029)	SOV	5.70%
8.28% GOI (MD 21/09/2027)	SOV	1.35%
Money Market, Deposits & Other		8.22%
Total		100.00%

Asset Class



*Others includes Equity, CBLO, Net receivable/payable and FD

Rating Profile



Performance

Period	1 Month	6 Months	1 Year	2 Years	3 Years	Inception
Fund	0.46%	4.17%	9.72%	4.14%	5.57%	5.34%
Benchmark	1.13%	5.64%	11.62%	6.35%	8.03%	7.04%

Returns less than or equal to 1 year are absolute. Returns greater than 1 year are compounded annualised growth rate (CAGR). Past performance is not indicative of future performance

On 4th June, Dewan Housing Finance Corporation Limited (DHFL) defaulted in interest payment and we had accordingly provided for 75% towards impairment. Subsequently, DHFL has made past due interest payment. DHFL also repaid full amount of CP due on 20th & 21st June and 50% of the amount of CP due on 25th June. In view of this and based on realisable value assessment, current provision towards impairment stands at 50% as on 30th June 2019.

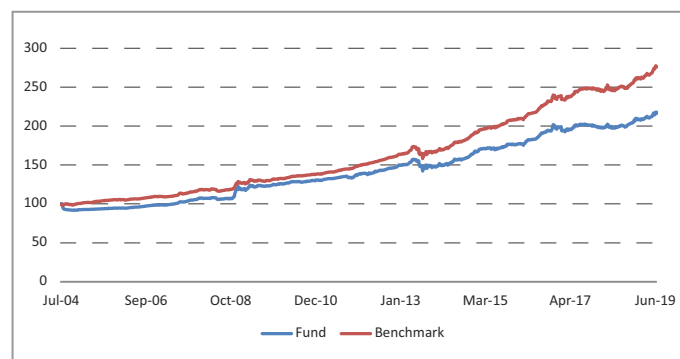
Fund Details

Description	
SFIN Number	ULIF01123/07/04LIFELOGAIN116
Launch Date	23-Jul-04
Face Value	10
Risk Profile	Moderate
Benchmark	CRISIL Composite Bond Fund Index
Fund Manager Name	Durgadutt Dhar
Number of funds managed by fund manager:	
Equity	-
Debt	28
Hybrid	24
NAV as on 30-Jun-19	21.7608
AUM (Rs. Cr)	17.53
Equity	-
Debt	95.03%
Net current asset	4.97%

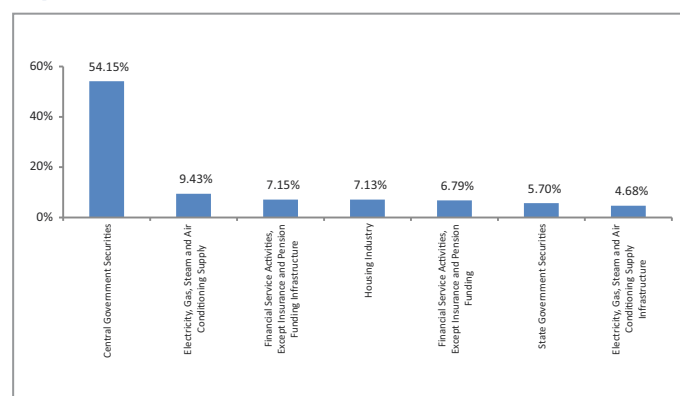
Quantitative Indicators

Modified Duration in Years	5.54
Average Maturity in Years	7.95
Yield to Maturity in %	10.70%

Growth of Rs. 100



Top 10 Sectors



Note : 'Financial & insurance activities' sector includes exposure to 'Fixed Deposits' & 'Certificate of Deposits'.

June 2019

Premier Debt Fund

Fund Objective

To provide accumulation of income through investment in high quality fixed income Securities.

Portfolio Allocation

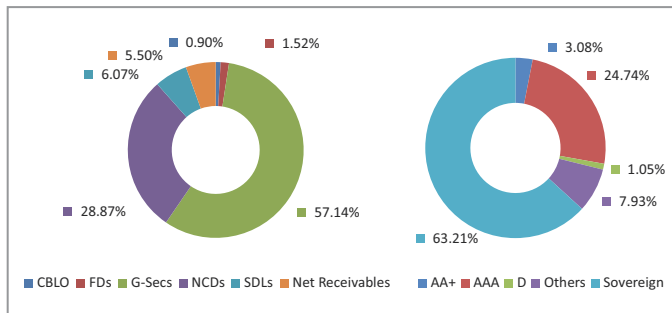
	Stated (%)	Actual (%)
G-Secs, Bonds, Fixed Deposits and Money Market instruments	0 - 100	94.50
Net Current Assets*		5.50
Total		100.00

*Net current asset represents net of receivables and payables for investments held.

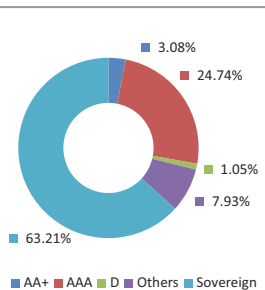
Portfolio

Company/Issuer	Rating	Exposure (%)
Corporate Bond		28.87%
8.55% Indian Railway Finance Corporation NCD (MD 21/02/2029)	AAA	6.28%
8.24% Power Grid Corporation(GOI Serviced) NCD (14/02/2029)	AAA	6.21%
8.75% Indiabulls Housing Finance Ltd. NCD (MD 26/09/2021)	AAA	4.64%
8.30% NTPC Ltd NCD Series 67 Secured Bond (MD 15/01/2029)	AAA	3.09%
9.10% Shriram Transport Finance Co Ltd NCD (MD 12/07/2021)	AA+	3.08%
8.75 HDFC Ltd NCD (MD 13/01/2020)	AAA	3.02%
7.49% GRUH Finance Limited NCD (MD 31/10/2022)	AAA	1.50%
9.10% Dewan Housing Finance Corporation Ltd. (MD 16/08/2019)	D	1.05%
Sovereign		63.21%
7.17% GOI (MD 08/01/2028)	SOV	32.46%
7.26% GOI (MD 14/01/2029)	SOV	24.68%
8.35% Gujarat SDL (MD 06/03/2029)	SOV	6.07%
Money Market, Deposits & Other		7.93%
Total		100.00%

Asset Class



Rating Profile



*Others includes Equity, CBLO, Net receivable/payable and FD

Performance

Period	1 Month	6 Months	1 Year	2 Years	3 Years	Inception
Fund	-0.05%	3.59%	8.57%	4.05%	5.23%	7.10%
Benchmark	1.13%	5.64%	11.62%	6.35%	8.03%	7.38%

Returns less than or equal to 1 year are absolute. Returns greater than 1 year are compounded annualised growth rate (CAGR). Past performance is not indicative of future performance

On 4th June, Dewan Housing Finance Corporation Limited (DHFL) defaulted in interest payment and we had accordingly provided for 75% towards impairment. Subsequently, DHFL has made past due interest payment. DHFL also repaid full amount of CP due on 20th & 21st June and 50% of the amount of CP due on 25th June. In view of this and based on realisable value assessment, current provision towards impairment stands at 50% as on 30th June 2019.

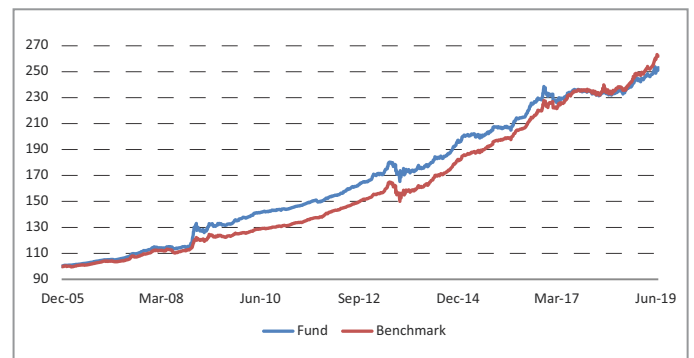
Fund Details

Description	
SFIN Number	ULIF02317/12/05PRERDEBTFU116
Launch Date	17-Dec-05
Face Value	10
Risk Profile	Moderate
Benchmark	CRISIL Composite Bond Fund Index
Fund Manager Name	Durgadutt Dhar
Number of funds managed by fund manager:	
Equity	-
Debt	28
Hybrid	24
NAV as on 30-Jun-19	25.3107
AUM (Rs. Cr)	3.33
Equity	-
Debt	94.50%
Net current asset	5.50%

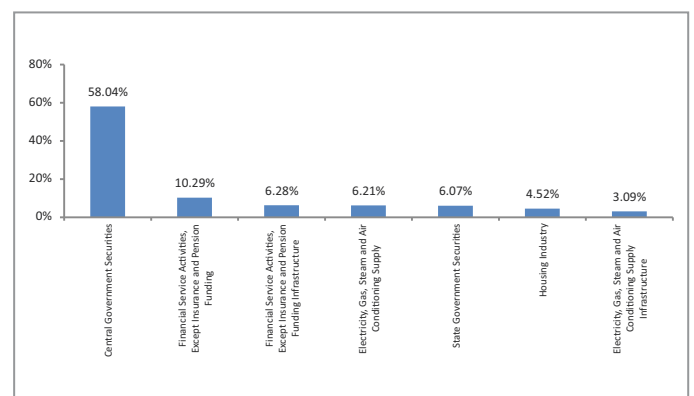
Quantitative Indicators

Modified Duration in Years	5.51
Average Maturity in Years	7.90
Yield to Maturity in %	12.88%

Growth of Rs. 100



Top 10 Sectors



Note : 'Financial & insurance activities' sector includes exposure to 'Fixed Deposits' & 'Certificate of Deposits'.

June 2019

Liquid Fund

Fund Objective

To have a Fund that protects the invested capital through investments in liquid money market and short-term instruments like commercial papers, certificate of deposits, money market mutual funds, and bank FDs etc.

Portfolio Allocation

	Stated (%)	Actual (%)
Bank deposits and money Market Instruments	0 - 100	100.42
Net Current Assets*		-0.42
Total		100.00

*Net current asset represents net of receivables and payables for investments held.

Portfolio

Company/Issuer	Rating	Exposure (%)
Sovereign		100.42%
364 Days Tbill (MD 05/12/2019)	SOV	25.60%
364 Days Tbill (MD 19/12/2019)	SOV	20.00%
364 Days Tbill (MD 09/01/2020)	SOV	13.99%
182 Days T-Bill (MD 25/07/2019)	SOV	12.55%
364 Days T-Bill (MD 11/07/2019)	SOV	8.08%
364 Days T-Bill (MD 25/07/2019)	SOV	6.61%
364 Days T-Bill (MD 10/10/2019)	SOV	6.51%
364 Days T-Bill (MD 14/11/2019)	SOV	5.63%
364 Days Tbill (MD 03/10/2019)	SOV	0.80%
364 Days T-Bill (MD 31/10/2019)	SOV	0.43%
182 Days T-Bill (MD 28/11/2019)	SOV	0.13%
364 Days T-Bill (MD 18/06/2020)	SOV	0.08%
182 Days T-Bill (MD 21/11/2019)	SOV	0.001%
Money Market, Deposits & Other		-0.42%
Total		100.00%

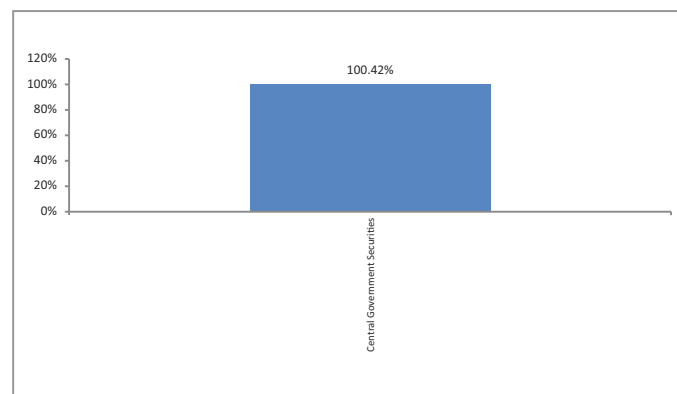
Fund Details

Description	
SFIN Number	ULIF02510/07/06LIQUIDFUND116
Launch Date	10-Jul-06
Face Value	10
Risk Profile	Low
Benchmark	CRISIL Liquid Fund Index
Fund Manager Name	Durgadutt Dhar
Number of funds managed by fund manager:	
Equity	-
Debt	28
Hybrid	24
NAV as on 30-Jun-19	24.7581
AUM (Rs. Cr)	222.32
Equity	-
Debt	100.42%
Net current asset	-0.42%

Quantitative Indicators

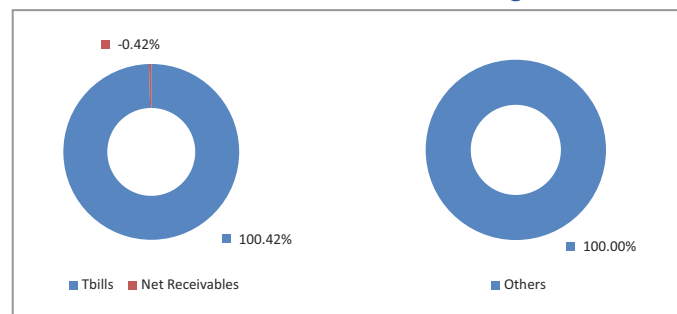
Modified Duration in Years	0.34
Average Maturity in Years	0.34
Yield to Maturity in %	6.64%

Top 10 Sectors

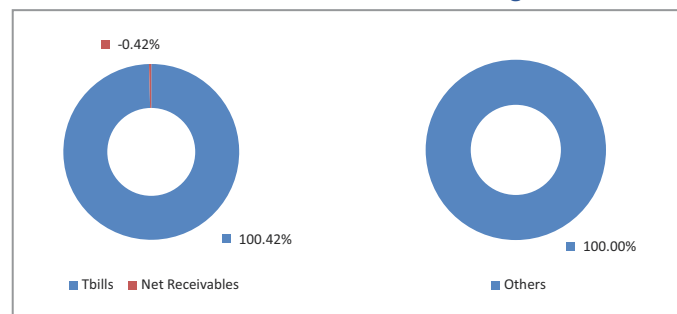


Note : 'Financial & insurance activities' sector includes exposure to 'Fixed Deposits' & 'Certificate of Deposits'.

Asset Class



Rating Profile



*Others includes Equity, CBLO, Net receivable/payable and FD

Performance

Period	1 Month	6 Months	1 Year	2 Years	3 Years	Inception
Fund	0.46%	0.60%	-2.86%	1.23%	3.00%	7.23%
Benchmark	0.55%	3.66%	7.61%	7.31%	7.16%	7.49%

Returns less than or equal to 1 year are absolute. Returns greater than 1 year are compounded annualised growth rate (CAGR). Past performance is not indicative of future performance

June 2019

Liquid Pension Fund

Fund Objective

To have a fund that protects invested capital through investments in liquid money market and short-term instruments.

Portfolio Allocation

	Stated (%)	Actual (%)
FD & Money market instruments*	0 - 100	99.88
Net Current Assets*		0.12
Total		100.00

*Net current asset represents net of receivables and payables for investments held.

*Including Fixed Deposits

Portfolio

Company/Issuer	Rating	Exposure (%)
Money Market, Deposits & Other		100.00%
Total		100.00%

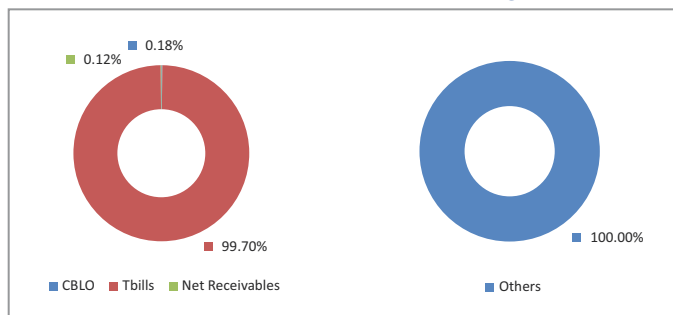
Fund Details

Description	
SFIN Number	ULIF04124/07/06LIQPFUND116
Launch Date	24-Jul-06
Face Value	10
Risk Profile	Low
Benchmark	CRISIL Liquid Fund Index
Fund Manager Name	Durgadutt Dhar
Number of funds managed by fund manager:	
Equity	-
Debt	28
Hybrid	24
NAV as on 30-Jun-19	24.4547
AUM (Rs. Cr)	5.43
Equity	-
Debt	99.88%
Net current asset	0.12%

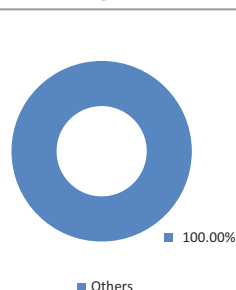
Quantitative Indicators

Modified Duration in Years	0.23
Average Maturity in Years	0.23
Yield to Maturity in %	6.57%

Asset Class

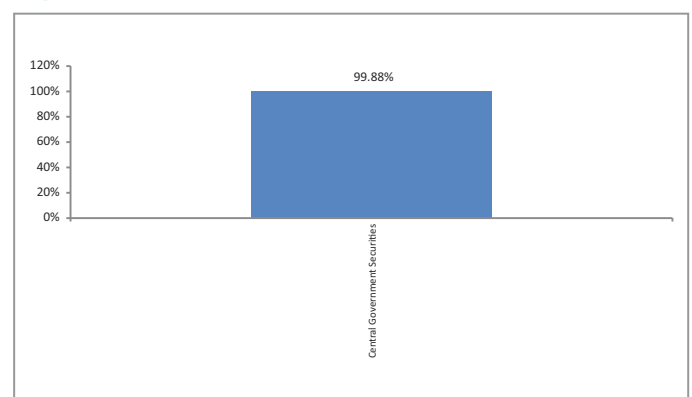


Rating Profile



*Others includes Equity, CBLO, Net receivable/payable and FD

Top 10 Sectors



Note : 'Financial & insurance activities' sector includes exposure to 'Fixed Deposits' & 'Certificate of Deposits'.

Performance

Period	1 Month	6 Months	1 Year	2 Years	3 Years	Inception
Fund	0.46%	0.09%	-4.03%	0.58%	2.46%	7.15%
Benchmark	0.55%	3.66%	7.61%	7.31%	7.16%	7.50%

Returns less than or equal to 1 year are absolute. Returns greater than 1 year are compounded annualised growth rate (CAGR). Past performance is not indicative of future performance

June 2019

Cash Fund

Fund Objective

To have a fund that protects invested capital through investments in liquid money market and short-term instruments.

Portfolio Allocation

	Stated (%)	Actual (%)
Money market instruments and short term debt*	0 - 100	100.03
Net Current Assets*		-0.03
Total		100.00

*Net current asset represents net of receivables and payables for investments held.

* Including Fixed Deposits

Portfolio

Company/Issuer	Rating	Exposure (%)
Money Market, Deposits & Other		100.00%
Total		100.00%

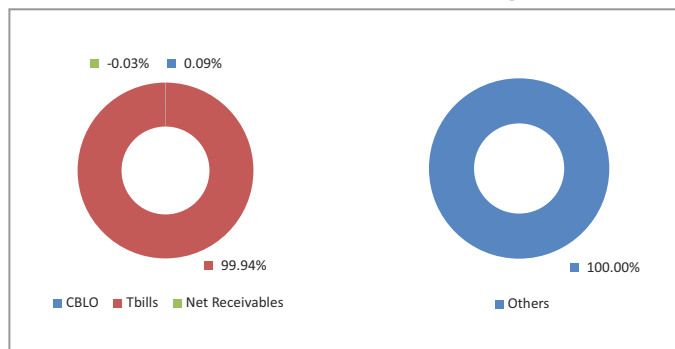
Fund Details

Description	
SFIN Number	ULIF00215/01/04CASHFUNDLI116
Launch Date	15-Jan-04
Face Value	10
Risk Profile	Low
Benchmark	CRISIL Liquid Fund Index
Fund Manager Name	Durgadutt Dhar
Number of funds managed by fund manager:	
Equity	-
Debt	28
Hybrid	24
NAV as on 30-Jun-19	24.2046
AUM (Rs. Cr)	34.73
Equity	-
Debt	100.03%
Net current asset	-0.03%

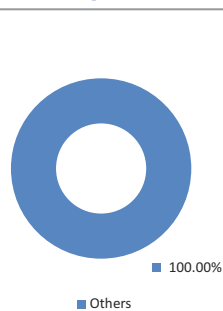
Quantitative Indicators

Modified Duration in Years	0.15
Average Maturity in Years	0.15
Yield to Maturity in %	6.51%

Asset Class

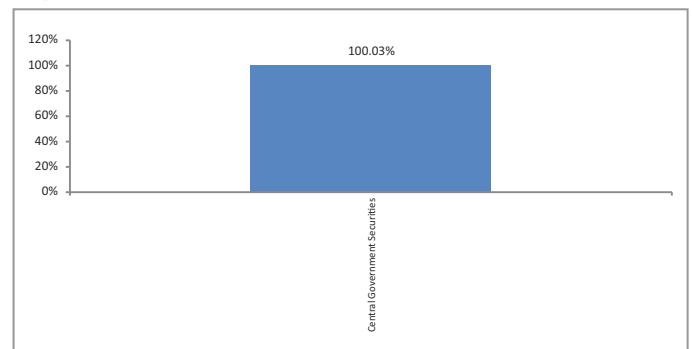


Rating Profile



*Others includes Equity, CBLO, Net receivable/payable and FD

Top 10 Sectors



Note : 'Financial & insurance activities' sector includes exposure to 'Fixed Deposits' & 'Certificate of Deposits'.

Performance

Period	1 Month	6 Months	1 Year	2 Years	3 Years	Inception
Fund	0.33%	2.28%	4.86%	4.34%	4.48%	5.88%
Benchmark	0.55%	3.66%	7.61%	7.31%	7.16%	7.04%

Returns less than or equal to 1 year are absolute. Returns greater than 1 year are compounded annualised growth rate (CAGR). Past performance is not indicative of future performance

June 2019

Cash Plus Fund

Fund Objective

To have a fund that protects invested capital through investments in liquid money market and short-term instruments.

Portfolio Allocation

	Stated (%)	Actual (%)
Money market instruments and short term debt*	0 - 100	100.02
Net Current Assets*		-0.02
Total		100.00

*Net current asset represents net of receivables and payables for investments held.

* Including Fixed Deposits

Portfolio

Company/Issuer	Rating	Exposure (%)
Money Market, Deposits & Other		100.00%
Total		100.00%

Fund Details

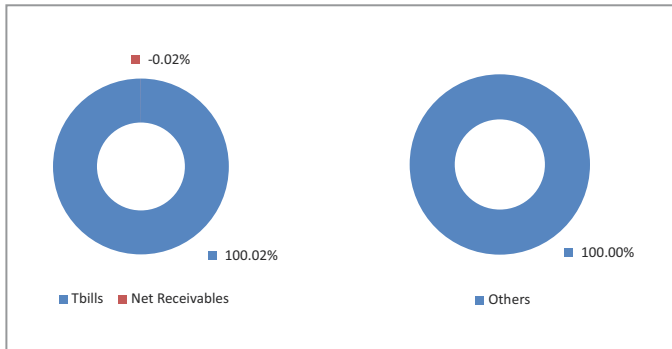
Description	
SFIN Number	ULIF01023/07/04CASHPLUSFU116
Launch Date	23-Jul-04
Face Value	10
Risk Profile	Low
Benchmark	CRISIL Liquid Fund Index
Fund Manager Name	Durgadutt Dhar
Number of funds managed by fund manager:	
Equity	-
Debt	28
Hybrid	24
NAV as on 30-Jun-19	31.0525
AUM (Rs. Cr)	55.97
Equity	-
Debt	100.02%
Net current asset	-0.02%

Quantitative Indicators

Modified Duration in Years	0.11
Average Maturity in Years	0.11
Yield to Maturity in %	6.42%

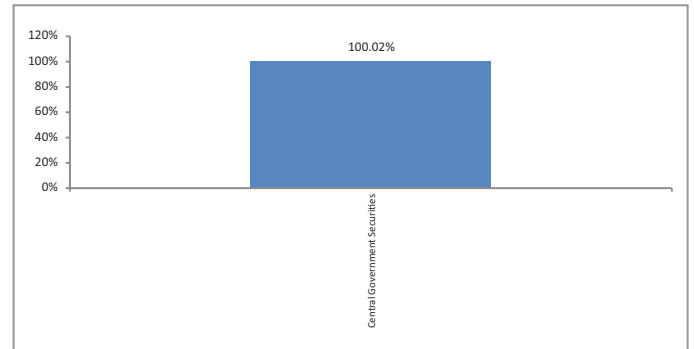
Asset Class

Rating Profile



*Others includes Equity, CBLO, Net receivable/payable and FD

Top 10 Sectors



Note : 'Financial & insurance activities' sector includes exposure to 'Fixed Deposits' & 'Certificate of Deposits'.

Performance

Period	1 Month	6 Months	1 Year	2 Years	3 Years	Inception
Fund	0.49%	3.25%	6.88%	6.32%	6.52%	7.88%
Benchmark	0.55%	3.66%	7.61%	7.31%	7.16%	7.15%

Returns less than or equal to 1 year are absolute. Returns greater than 1 year are compounded annualised growth rate (CAGR). Past performance is not indicative of future performance

June 2019

Cash Plus Pension Fund

Fund Objective

To have a fund that protects invested capital through investments in liquid money market and short-term instruments.

Portfolio Allocation

	Stated (%)	Actual (%)
Money market instruments and short term debt*	0 - 100	99.17
Net Current Assets*		0.83
Total		100.00

*Net current asset represents net of receivables and payables for investments held.

* Including Fixed Deposits

Portfolio

Company/Issuer	Rating	Exposure (%)
Money Market, Deposits & Other		100.00%
Total		100.00%

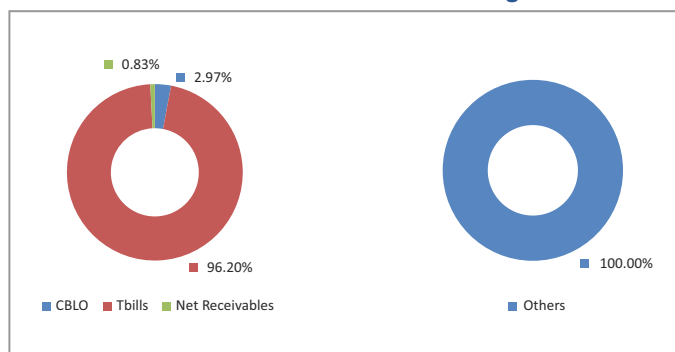
Fund Details

Description	
SFIN Number	ULIF01618/11/04CASHPLUPEN116
Launch Date	18-Nov-04
Face Value	10
Risk Profile	Low
Benchmark	CRISIL Liquid Fund Index
Fund Manager Name	Durgadutt Dhar
Number of funds managed by fund manager:	
Equity	-
Debt	28
Hybrid	24
NAV as on 30-Jun-19	31.0658
AUM (Rs. Cr)	2.02
Equity	-
Debt	99.17%
Net current asset	0.83%

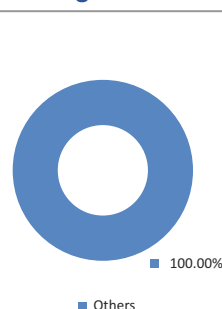
Quantitative Indicators

Modified Duration in Years	0.33
Average Maturity in Years	0.33
Yield to Maturity in %	6.53%

Asset Class

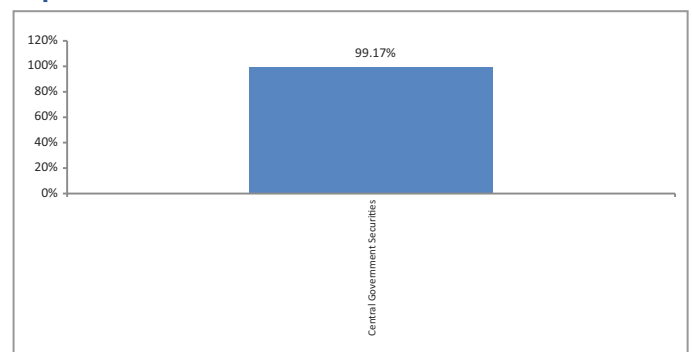


Rating Profile



*Others includes Equity, CBLO, Net receivable/payable and FD

Top 10 Sectors



Note : 'Financial & insurance activities' sector includes exposure to 'Fixed Deposits' & 'Certificate of Deposits'.

Performance

Period	1 Month	6 Months	1 Year	2 Years	3 Years	Inception
Fund	0.47%	3.05%	6.44%	6.10%	6.32%	8.06%
Benchmark	0.55%	3.66%	7.61%	7.31%	7.16%	7.23%

Returns less than or equal to 1 year are absolute. Returns greater than 1 year are compounded annualised growth rate (CAGR). Past performance is not indicative of future performance

June 2019

Max Gain Fund I

Fund Objective

To provide a participation in the upside of the equity market while ensuring highest unit price recorded during the policy term at maturity. The Investment strategy will include dynamic asset allocation between equities, debt and cash. It will also ensure that the gains of the fund are locked-in during the term to achieve the payment of highest unit price recorded during the policy term at maturity.

Portfolio Allocation

	Stated (%)	Actual (%)
Equity & Equity Derivatives	0 - 100	-
Debt and Debt Derivatives	0 - 100	86.92
Money market instruments, liquid Mutual Funds	0 - 100	2.34
Net Current Assets [#]		10.74
Total		100.00

[#]Net current asset represents net of receivables and payables for investments held.

Portfolio

Company/Issuer	Sector/Rating	Exposure (%)
Corporate Bond		32.60%
8.75% Indiabulls Housing Finance Ltd. NCD (MD 26/09/2021)	AAA	4.03%
9.29% P F C Ltd. NCD (MD 21/08/2022) (P/C 21/08/2020)	AAA	2.64%
8.72% Shriram Transport Finance Co Ltd NCD (MD 27/03/2023)	AA+	2.55%
7.49% GRUH Finance Limited NCD (MD 31/10/2022)	AAA	2.21%
7.83% LICHF Ltd. NCD (MD 25/09/2026) (P/C 26/11/2020)	AAA	1.85%
8.87% P F C Ltd. NCD (MD 18/03/2023) (P/C 18/03/2020)	AAA	1.51%
NOVO X Trust - Locomotive Series T (MD 15/10/2020)	AAA	1.45%
8.50% IRFC Ltd. (MD 22/06/2020)	AAA	1.32%
8.00% Shriram Transport Finance Co. Ltd. NCD (MD 12/06/2020)	AA+	1.20%
8.5935%IDFC First Bank Ltd.NCD (MD 21/10/2021)(Cmpd Annually)	AA	1.12%
Others		12.75%
Sovereign		47.55%
7.37% GOI (MD 16/04/2023)	SOV	7.68%
8.12% GOI (MD 10/12/2020)	SOV	6.54%
8.89% Maharashtra SDL (MD 05/10/2021)	SOV	5.98%
8.90% Maharashtra SDL (MD 21/11/2022)	SOV	5.51%
7.32% GOI (MD 28/01/2024)	SOV	4.43%
7.80% GOI (MD 11/04/2021)	SOV	3.50%
8.80% GOI (MD 02/08/2022)	SOV	3.12%
6.84% GOI (MD 19/12/2022)	SOV	2.63%
8.88% Gujarat SDL (MD 06/06/2022)	SOV	2.34%
9.51% Maharashtra SDL (MD 11/09/2023)	SOV	1.98%
Others		3.84%
Money Market, Deposits & Other		19.85%
Total		100.00%

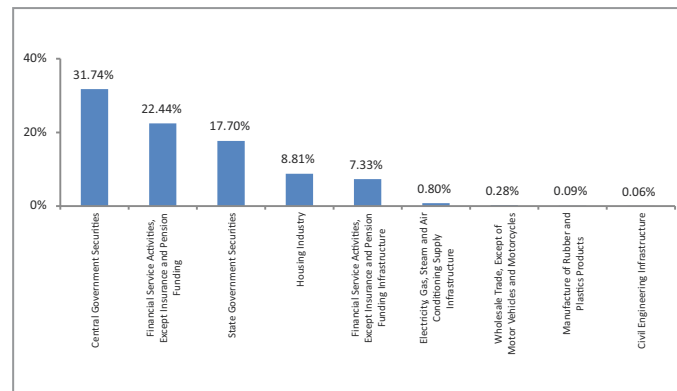
Fund Details

Description		
SFIN Number	ULIF05017/12/09MAXGAINF01116	
Launch Date	15-Dec-09	
Face Value	10	
Risk Profile	High	
Benchmark	-	
Fund Manager Name	Reshma Banda, Durgadutt Dhar	
Number of funds managed by fund manager:	Reshma Banda	Durgadutt Dhar
Equity	28	-
Debt	-	28
Hybrid	25	24
NAV as on 30-Jun-19	19.8212	
AUM (Rs. Cr)	668.43	
Equity	-	
Debt	89.26%	
Net current asset	10.74%	

Quantitative Indicators

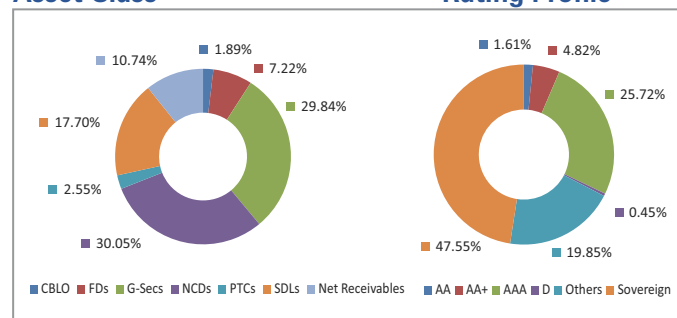
Modified Duration in Years	2.13
Average Maturity in Years	2.53
Yield to Maturity in %	10.02%

Top 10 Sectors

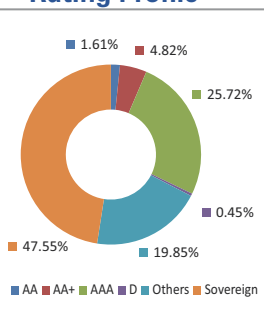


Note : 'Financial & insurance activities' sector includes exposure to 'Fixed Deposits' & 'Certificate of Deposits'.

Asset Class



Rating Profile



*Others includes Equity, CBLO, Net receivable/payable and FD

Performance

Period	1 Month	6 Months	1 Year	2 Years	3 Years	Inception
Fund	0.05%	3.36%	7.41%	4.87%	5.63%	7.43%
Benchmark	-	-	-	-	-	-

Returns less than or equal to 1 year are absolute. Returns greater than 1 year are compounded annualised growth rate (CAGR). Past performance is not indicative of future performance

On 4th June, Dewan Housing Finance Corporation Limited (DHFL) defaulted in interest payment and we had accordingly provided for 75% towards impairment. Subsequently, DHFL has made past due interest payment. DHFL also repaid full amount of CP due on 20th & 21st June and 50% of the amount of CP due on 25th June. In view of this and based on realisable value assessment, current provision towards impairment stands at 50% as on 30th June 2019.

June 2019

Max Gain Fund II

Fund Objective

To provide a participation in the upside of the equity market while guaranteeing the highest unit price recorded during the policy term at maturity. The Investment strategy consists of dynamic asset allocation between equities, debt and cash. It ensures that the gains of the fund are locked-in so as to guarantee the highest unit price recorded during the policy term at maturity.

Portfolio Allocation

	Stated (%)	Actual (%)
Equity & Equity Derivatives*	0 - 100	-
Debt & Debt Derivatives*	0 - 100	83.78
Mutual Funds and Money market instruments	0 - 100	8.42
Net Current Assets*		7.79
Total		100.00

*Net current asset represents net of receivables and payables for investments held.

*as and when allowed by IRDA

Portfolio

Company/Issuer	Sector/Rating	Exposure (%)
Corporate Bond		
8.60% LICHF Ltd. NCD Option I (MD 26/02/2021)	AAA	4.74%
8.57% Indiabulls Housing Finance Ltd. NCD (MD 30/03/2022)	AAA	4.01%
8.72% Shriram Transport Finance Co Ltd NCD (MD 27/03/2023)	AA+	3.83%
9.95% Food Corporation of India GOI Grnt NCD (MD 07/03/2022)	AAA	2.98%
7.49% GRUH Finance Limited NCD (MD 31/10/2022)	AAA	2.20%
NOVO X Trust - Locomotive Series S (MD 15/04/2020)	AAA	1.86%
8.10% Shriram Transport Finance Co Ltd. NCD (MD 29/05/2020)	AA+	1.34%
NOVO X Trust - Locomotive Series U (MD 15/04/2021)	AAA	1.04%
8.75% Indiabulls Housing Finance Ltd. NCD (MD 26/09/2021)	AAA	0.94%
8.75% HDFC Ltd NCD (MD 13/01/2020)	AAA	0.59%
Others		3.08%
Sovereign		
8.66% Maharastra SDL (MD 25/01/2022)	SOV	18.86%
7.37% GOI (MD 16/04/2023)	SOV	12.67%
7.32% GOI (MD 28/01/2024)	SOV	5.11%
8.89% Maharastra SDL (MD 05/10/2021)	SOV	4.48%
7.16% GOI (MD 20/05/2023)	SOV	4.02%
8.29% Rajasthan SDL (MD 23/06/2024)	SOV	2.97%
6.84% GOI (MD 19/12/2022)	SOV	2.06%
7.68% GOI (MD 15/12/2023)	SOV	1.31%
8.12% GOI (MD 10/12/2020)	SOV	0.76%
8.15% GOI (MD 11/06/2022)	SOV	0.04%
Others		0.05%
Money Market, Deposits & Other		
		21.07%
Total		100.00%

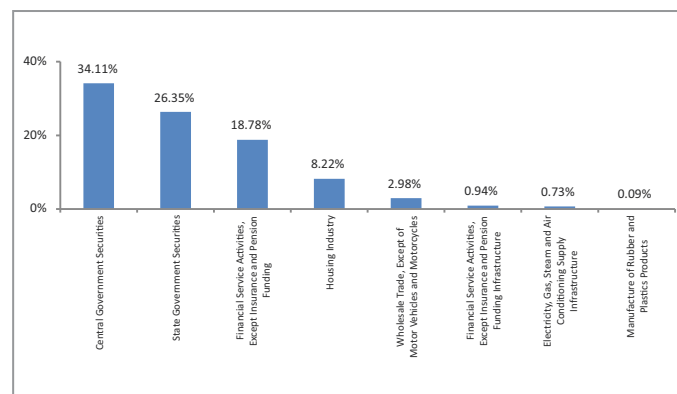
Fund Details

Description		
SFIN Number	ULIF05814/09/10MAXGAINF02116	
Launch Date	14-Sep-10	
Face Value	10	
Risk Profile	High	
Benchmark	-	
Fund Manager Name	Reshma Banda, Durgadutt Dhar	
Number of funds managed by fund manager:	Reshma Banda	Durgadutt Dhar
Equity	28	-
Debt	-	28
Hybrid	25	24
NAV as on 30-Jun-19	19.3205	
AUM (Rs. Cr)	119.99	
Equity	-	
Debt	92.21%	
Net current asset	7.79%	

Quantitative Indicators

Modified Duration in Years	2.22
Average Maturity in Years	2.62
Yield to Maturity in %	9.06%

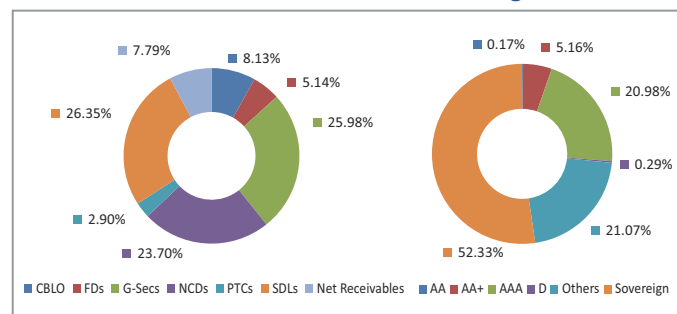
Top 10 Sectors



Note : 'Financial & insurance activities' sector includes exposure to 'Fixed Deposits' & 'Certificate of Deposits'.

Asset Class

Rating Profile



*Others includes Equity, CBLO, Net receivable/payable and FD

Performance

Period	1 Month	6 Months	1 Year	2 Years	3 Years	Inception
Fund	0.19%	3.80%	7.89%	7.29%	7.86%	7.77%
Benchmark	-	-	-	-	-	-

Returns less than or equal to 1 year are absolute. Returns greater than 1 year are compounded annualised growth rate (CAGR). Past performance is not indicative of future performance

On 4th June, Dewan Housing Finance Corporation Limited (DHFL) defaulted in interest payment and we had accordingly provided for 75% towards impairment. Subsequently, DHFL has made past due interest payment. DHFL also repaid full amount of CP due on 20th & 21st June and 50% of the amount of CP due on 25th June. In view of this and based on realisable value assessment, current provision towards impairment stands at 50% as on 30th June 2019.

June 2019

Shield Plus Fund I

Fund Objective

To provide capital appreciation, subject to minimum guaranteed unit price at Maturity. The fund strategy would be to achieve potential upside by investing adequately in debt securities, equities, mutual funds and highly rated debentures. The Unit Price at maturity (in 10 years time) is guaranteed to be a minimum of 170% of unit price as on the date of allocation of units under a policy.

Portfolio Allocation

	Stated (%)	Actual (%)
Debt securities *	50 - 100	74.05
Debentures	0 - 50	18.32
Mutual Funds, Equities and Money market instruments	0 - 50	0.27
Net Current Assets*		25.68
Total		100.00

*Net current asset represents net of receivables and payables for investments held.

*Including State Development Loan

Portfolio

Company/Issuer	Sector/Rating	Exposure (%)
Corporate Bond		28.80%
NOVO X Trust - Locomotive Series R (MD 15/10/2019)	AAA	6.38%
8.88% LICHF Ltd. NCD (MD 13/10/2020)	AAA	6.08%
9.64% Power Grid Corporation Ltd. F NCD (MD 31/05/2020)	AAA	4.33%
8.45% HDFC Ltd. NCD (MD 25/02/2025)	AAA	3.32%
NOVO X Trust - Locomotive Series S (MD 15/04/2020)	AAA	3.26%
8.95% HDFC Ltd. NCD (MD 19/10/2020)	AAA	3.13%
9.95% Food Corporation of India GOI Grnt NCD (MD 07/03/2022)	AAA	0.85%
8.50% IRFC Ltd. (MD 22/06/2020)	AAA	0.41%
7.20% Power Grid Corporation Ltd. NCD (MD 21/12/2021)	AAA	0.40%
8.68% LICHF Ltd. NCD (MD 30/03/2020)	AAA	0.33%
Others		0.31%
Sovereign		23.89%
6.84% GOI (MD 19/12/2022)	SOV	17.00%
7.80% GOI (MD 11/04/2021)	SOV	4.22%
8.89% Maharashtra SDL (MD 05/10/2021)	SOV	2.64%
8.12% GOI (MD 10/12/2020)	SOV	0.03%
Money Market, Deposits & Other		47.31%
Total		100.00%

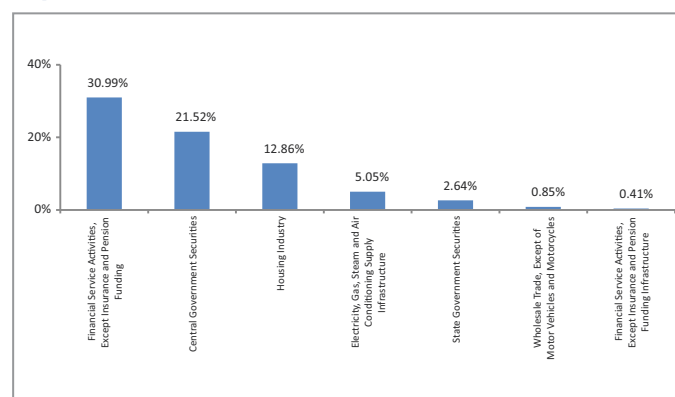
Fund Details

Description		
SFIN Number	ULIF05313/01/10SHIELDPL01116	
Launch Date	12-Jan-10	
Face Value	10	
Risk Profile	High	
Benchmark	-	
Fund Manager Name	Reshma Banda, Durgadutt Dhar	
Number of funds managed by fund manager:	Reshma Banda	Durgadutt Dhar
Equity	28	-
Debt	-	28
Hybrid	25	24
NAV as on 30-Jun-19	20.7372	
AUM (Rs. Cr)	123.42	
Equity	-	
Debt	74.32%	
Net current asset	25.68%	

Quantitative Indicators

Modified Duration in Years	1.56
Average Maturity in Years	1.80
Yield to Maturity in %	7.84%

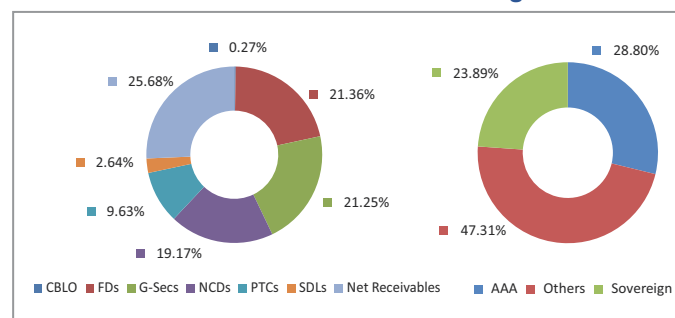
Top 10 Sectors



Note : 'Financial & insurance activities' sector includes exposure to 'Fixed Deposits' & 'Certificate of Deposits'.

Asset Class

Rating Profile



*Others includes Equity, CBLO, Net receivable/payable and FD

Performance

Period	1 Month	6 Months	1 Year	2 Years	3 Years	Inception
Fund	0.55%	3.99%	8.11%	6.34%	7.64%	8.01%
Benchmark	-	-	-	-	-	-

Returns less than or equal to 1 year are absolute. Returns greater than 1 year are compounded annualised growth rate (CAGR). Past performance is not indicative of future performance

June 2019

Shield Plus Fund II

Fund Objective

To provide capital appreciation, subject to minimum guaranteed unit price at Maturity. The fund strategy would be to achieve potential upside by investing adequately in debt securities, equities, mutual funds and highly rated debentures. The Unit Price at maturity (in 10 years time) is guaranteed to be a minimum of 170% of unit price as on the date of allocation of units under a policy.

Portfolio Allocation

	Stated (%)	Actual (%)
Debt securities	50 - 100	62.17
Debentures	0 - 50	15.07
Mutual Funds, Equities and Money market instruments	0 - 50	0.06
Net Current Assets*		37.78
Total		100.00

*Net current asset represents net of receivables and payables for investments held.

Portfolio

Company/Issuer	Sector/Rating	Exposure (%)
Corporate Bond		25.62%
NOVO X Trust - Locomotive Series T (MD 15/10/2020)	AAA	9.07%
8.5935%IDFC First Bank Ltd. NCD(MD 21/10/2021) (Cmpd Annually)	AA	5.39%
8.98% HDFC Ltd. NCD (MD 26/11/2020)	AAA	2.86%
8.68% LICHF Ltd. NCD (MD 30/03/2020)	AAA	2.84%
8.88% LICHF Ltd. NCD (MD 13/10/2020)	AAA	2.57%
9.95% Food Corporation of India GOI Grnt NCD (MD 07/03/2022)	AAA	1.48%
8.50% IRFC Ltd. (MD 22/06/2020)	AAA	1.14%
7.20% Power Grid Corporation Ltd. NCD (MD 21/12/2021)	AAA	0.28%
Sovereign		6.25%
6.84% GOI (MD 19/12/2022)	SOV	3.33%
8.89% Maharastra SDL (MD 05/10/2021)	SOV	2.92%
Money Market, Deposits & Other		68.13%
Total		100.00%

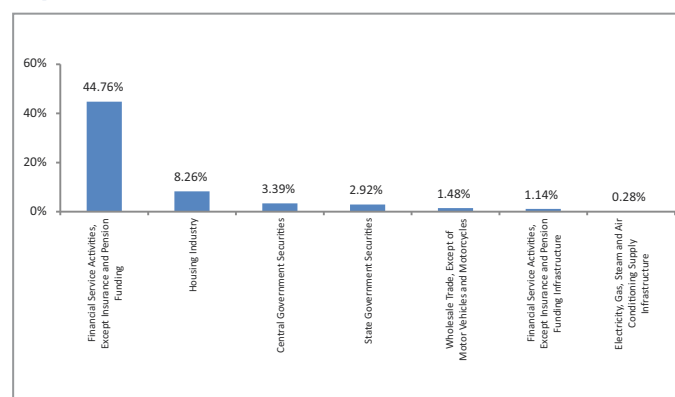
Fund Details

Description		
SFIN Number	ULIF05610/05/10SHIELDPL02116	
Launch Date	07-May-10	
Face Value	10	
Risk Profile	Medium	
Benchmark	-	
Fund Manager Name	Reshma Banda, Durgadutt Dhar	
Number of funds managed by fund manager:	Reshma Banda	Durgadutt Dhar
Equity	28	-
Debt	-	28
Hybrid	25	24
NAV as on 30-Jun-19	20.9178	
AUM (Rs. Cr)	35.56	
Equity	-	
Debt	62.22%	
Net current asset	37.78%	

Quantitative Indicators

Modified Duration in Years	1.37
Average Maturity in Years	1.46
Yield to Maturity in %	8.69%

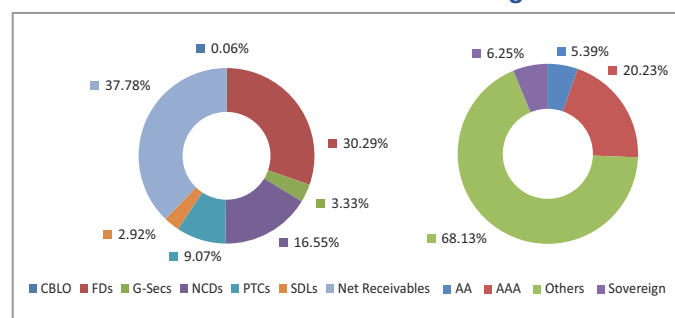
Top 10 Sectors



Note : 'Financial & insurance activities' sector includes exposure to 'Fixed Deposits' & 'Certificate of Deposits'.

Asset Class

Rating Profile



*Others includes Equity, CBLO, Net receivable/payable and FD

Performance

Period	1 Month	6 Months	1 Year	2 Years	3 Years	Inception
Fund	0.53%	3.87%	7.96%	6.66%	7.81%	8.40%
Benchmark	-	-	-	-	-	-

Returns less than or equal to 1 year are absolute. Returns greater than 1 year are compounded annualised growth rate (CAGR). Past performance is not indicative of future performance

June 2019

Shield Plus Fund III

Fund Objective

To provide capital appreciation, subject to minimum guaranteed unit price at Maturity. The fund strategy would be to achieve potential upside by investing adequately in debt securities, equities, mutual funds and highly rated debentures. The Unit Price at maturity (in 10 years time) is guaranteed to be a minimum of 170% of unit price as on the date of allocation of units under a policy.

Portfolio Allocation

	Stated (%)	Actual (%)
Debt securities	50 - 100	90.08
Mutual Funds, Equities and Money market instruments	0 - 50	0.36
Net Current Assets*		9.56
Total		100.00

*Net current asset represents net of receivables and payables for investments held.

Portfolio

Company/Issuer	Sector/Rating	Exposure (%)
Corporate Bond		45.46%
9.95% Food Corporation of India GOI Grnt NCD (MD 07/03/2022)	AAA	8.73%
8.5935%IDFC First Bank Ltd. NCD(MD 21/10/2021) (Cmpd Annually)	AA	7.16%
9.40% HDFC Ltd. NCD (MD 13/04/2021)	AAA	6.06%
8.68% LICHF Ltd. NCD (MD 30/03/2020)	AAA	5.02%
NOVO X Trust - Locomotive Series U (MD 15/04/2021)	AAA	3.13%
8.84% Power Grid Corporation Ltd. NCD (MD 21/10/2020)	AAA	3.06%
7.20% HDFC Ltd NCD (MD 01/09/2020)	AAA	3.01%
8.72% Shriram Transport Finance Co Ltd NCD (MD 27/03/2023)	AA+	2.77%
8.72% IDFC First Bank Ltd. NCD (MD 29/09/2020)	AA	1.98%
8.50% IRFC Ltd. (MD 22/06/2020)	AAA	1.83%
Others		2.71%
Sovereign		40.24%
6.84% GOI (MD 19/12/2022)	SOV	21.47%
8.89% Maharashtra SDL (MD 05/10/2021)	SOV	10.98%
7.80% GOI (MD 11/04/2021)	SOV	4.65%
8.66% Maharashtra SDL (MD 25/01/2022)	SOV	3.13%
Money Market, Deposits & Other		14.30%
Total		100.00%

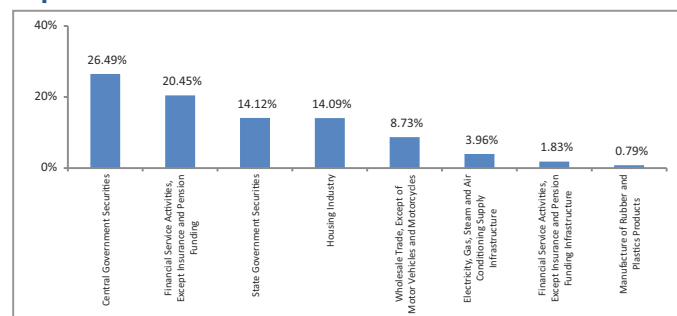
Fund Details

Description		
SFIN Number	ULIF05711/08/10SHIELDPL03116	
Launch Date	09-Aug-10	
Face Value	10	
Risk Profile	Medium	
Benchmark	-	
Fund Manager Name	Reshma Banda, Durgadutt Dhar	
Number of funds managed by fund manager:	Reshma Banda	Durgadutt Dhar
Equity	28	-
Debt	-	28
Hybrid	25	24
NAV as on 30-Jun-19	19.8816	
AUM (Rs. Cr)	66.23	
Equity	-	
Debt	90.44%	
Net current asset	9.56%	

Quantitative Indicators

Modified Duration in Years	2.04
Average Maturity in Years	2.31
Yield to Maturity in %	7.35%

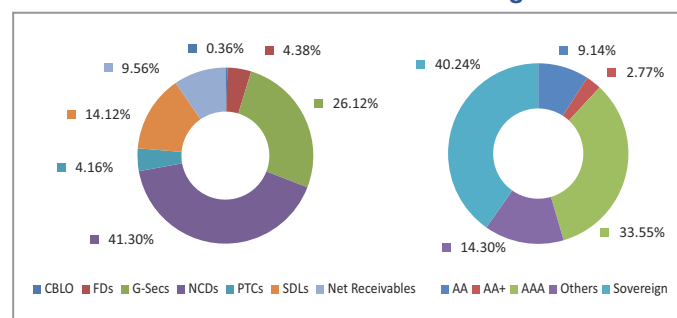
Top 10 Sectors



Note : 'Financial & insurance activities' sector includes exposure to 'Fixed Deposits' & 'Certificate of Deposits'.

Asset Class

Rating Profile



*Others includes Equity, CBLO, Net receivable/payable and FD

Performance

Period	1 Month	6 Months	1 Year	2 Years	3 Years	Inception
Fund	0.45%	4.15%	8.19%	5.27%	6.93%	8.03%
Benchmark	-	-	-	-	-	-

Returns less than or equal to 1 year are absolute. Returns greater than 1 year are compounded annualised growth rate (CAGR). Past performance is not indicative of future performance

June 2019

Growth Plus Fund I

Fund Objective

To protect the capital as well as achieve capital appreciation over the term of 10 years. The above objective does not intend to offer any explicit investment guarantee to the policyholder. The fund strategy would be to invest in highly-rated secured debentures, corporate bonds, exchange traded funds, equities and money market instruments.

Portfolio Allocation

	Stated (%)	Actual (%)
Debentures, Corporate Bonds, Exchange Traded Funds and Equities*	80 - 100	81.29
Mutual Funds and Money Market Instruments	0 - 20	-
Net Current Assets*		18.71
Total		100.00

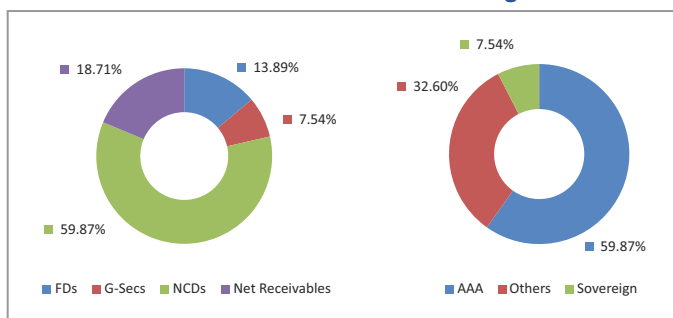
*Net current asset represents net of receivables and payables for investments held.

* Including Fixed Deposits

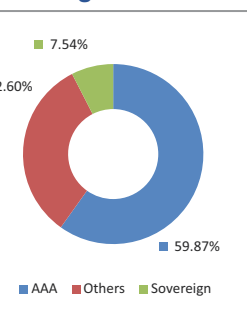
Portfolio

Company/Issuer	Rating	Exposure (%)
Corporate Bond		59.87%
8.50% IRFC Ltd. (MD 22/06/2020)	AAA	9.31%
10.63% IOT NCD Series IV-STRIP-6 (MD 20/09/2028)	AAA	8.72%
8.95% P F C Ltd. NCD (MD 30/03/2020)	AAA	7.97%
8.40% Larsen & Toubro Ltd. NCD (MD 24/09/2020)	AAA	7.96%
7.60% NHAI Taxable Bond Series-V NCD (MD 18/03/2022)	AAA	6.55%
9.39% LICHF Ltd. NCD (MD 23/08/2024) (P/C 26/08/2015)	AAA	5.60%
8.95% HDFC Ltd. NCD (MD 19/10/2020)	AAA	5.34%
8.84% Power Grid Corporation Ltd. NCD (MD 21/10/2020)	AAA	5.00%
9.64% Power Grid Corporation Ltd. G NCD (MD 31/05/2021)	AAA	3.40%
Sovereign		7.54%
7.17% GOI (MD 08/01/2028)	SOV	7.54%
Money Market, Deposits & Other		32.60%
Total		100.00%

Asset Class



Rating Profile



*Others includes Equity, CBLO, Net receivable/payable and FD

Performance

Period	1 Month	6 Months	1 Year	2 Years	3 Years	Inception
Fund	0.47%	4.42%	8.59%	6.08%	6.87%	7.24%
Benchmark	-	-	-	-	-	-

Returns less than or equal to 1 year are absolute. Returns greater than 1 year are compounded annualised growth rate (CAGR). Past performance is not indicative of future performance

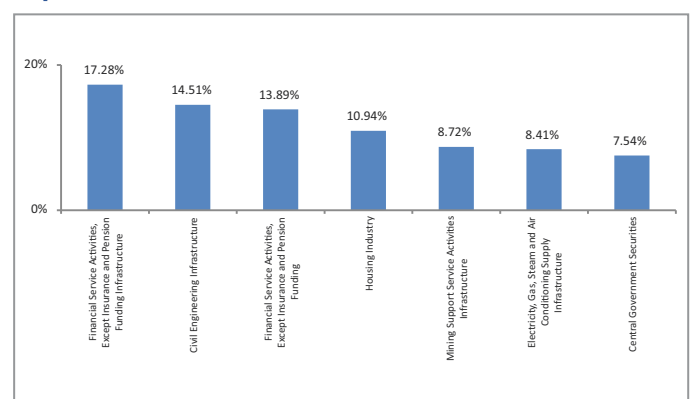
Fund Details

Description		
SFIN Number	ULIF05414/01/10GROWPLUS01116	
Launch Date	12-Jan-10	
Face Value	10	
Risk Profile	High	
Benchmark	-	
Fund Manager Name	Reshma Banda, Durgadutt Dhar	
Number of funds managed by fund manager:	Reshma Banda	Durgadutt Dhar
Equity	28	-
Debt	-	28
Hybrid	25	24
NAV as on 30-Jun-19	19.3862	
AUM (Rs. Cr)	7.60	
Equity	-	
Debt	81.29%	
Net current asset	18.71%	

Quantitative Indicators

Modified Duration in Years	2.15
Average Maturity in Years	3.02
Yield to Maturity in %	7.03%

Top 10 Sectors



Note : 'Financial & insurance activities' sector includes exposure to 'Fixed Deposits' & 'Certificate of Deposits'.

June 2019

Growth Plus Fund II

Fund Objective

To protect the capital as well as achieve capital appreciation over the term of 10 years. The above objective does not intend to offer any explicit investment guarantee to the policyholder. The fund strategy would be to invest in highly-rated secured debentures, corporate bonds, exchange traded funds, equities and money market instruments.

Portfolio Allocation

	Stated (%)	Actual (%)
Debentures, Corporate Bonds, and Exchange Traded Funds and Equities	80 - 100	95.89
Mutual Funds and Money market instruments*	0 - 20	2.69
Net Current Assets*		1.42
Total		100.00

*Net current asset represents net of receivables and payables for investments held.

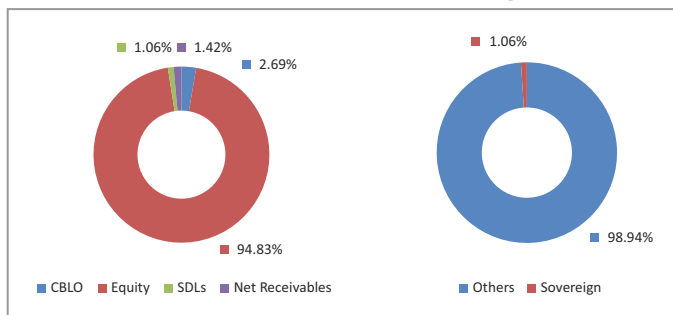
*Including Fixed Deposits

Portfolio

Company/Issuer	Sector/Rating	Exposure (%)
Equity		94.83%
HDFC Bank Ltd	Financial Service Activities, Except Insurance and Pension Funding	9.30%
Reliance Industries Ltd	Manufacture of Coke and Refined Petroleum Products	8.21%
Infosys Ltd	Computer Programming, Consultancy and Related Activities	7.03%
ICICI Bank Ltd	Financial Service Activities, Except Insurance and Pension Funding	5.84%
ITC Ltd	Manufacture of Tobacco Products	5.62%
Hindustan Unilever Ltd	Manufacture of Chemicals and Chemical Products	5.00%
Housing Development Finance Corporation Ltd	Financial Service Activities, Except Insurance and Pension Funding	4.64%
Larsen & Toubro Ltd	Civil Engineering Infrastructure	4.44%
Maruti Suzuki India Ltd	Manufacture of Motor Vehicles, Trailers and Semi-Trailers	2.97%
Tata Consultancy Services Ltd	Computer Programming, Consultancy and Related Activities	2.63%
Others		39.16%
Sovereign		1.06%
8.66% Maharastra SDL (MD 25/01/2022)	SOV	1.06%
Money Market, Deposits & Other		4.11%
Total		100.00%

Asset Class

Rating Profile

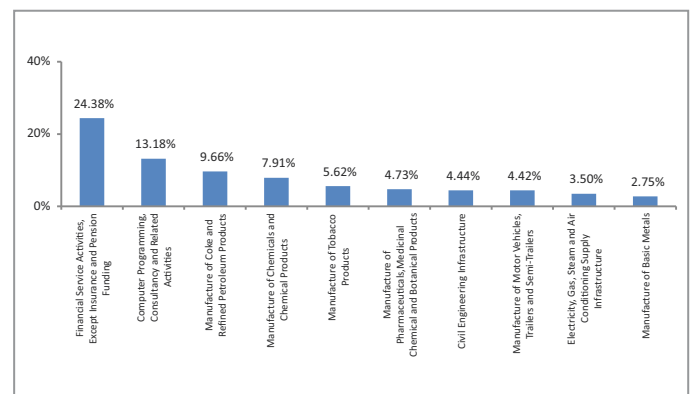


*Others includes Equity, CBLO, Net receivable/payable and FD

Fund Details

Description	
SFIN Number	ULIF05510/05/10GROWPLUS02116
Launch Date	07-May-10
Face Value	10
Risk Profile	High
Benchmark	-
Fund Manager Name	Reshma Banda, Durgadutt Dhar
Number of funds managed by fund manager:	Reshma Banda, Durgadutt Dhar
Equity	28
Debt	-
Hybrid	25
NAV as on 30-Jun-19	19.4398
AUM (Rs. Cr)	3.72
Equity	94.83%
Debt	3.75%
Net current asset	1.42%

Top 10 Sectors



Note : 'Financial & insurance activities' sector includes exposure to 'Fixed Deposits' & 'Certificate of Deposits'.

Performance

Period	1 Month	6 Months	1 Year	2 Years	3 Years	Inception
Fund	-1.29%	5.73%	7.43%	9.42%	10.90%	7.53%
Benchmark	-	-	-	-	-	-

Returns less than or equal to 1 year are absolute. Returns greater than 1 year are compounded annualised growth rate (CAGR). Past performance is not indicative of future performance

June 2019

Growth Plus Fund III

Fund Objective

To protect the capital as well as achieve capital appreciation over the term of 10 years. The above objective does not intend to offer any explicit investment guarantee to the policyholder. The fund strategy would be to invest in highly-rated secured debentures, corporate bonds, equities and money market instruments.

Portfolio Allocation

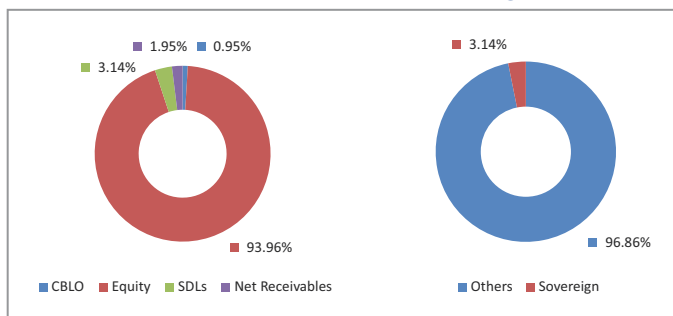
	Stated (%)	Actual (%)
Debt and debt related securities, Debenture, FD and Equities	80 - 100	97.11
Mutual Funds and Money market instruments	0 - 20	0.95
Net Current Assets*		1.95
Total		100.00

*Net current asset represents net of receivables and payables for investments held.
*Debt related securities will include debentures, corporate bonds, fixed deposits etc.

Portfolio

Company/Issuer	Sector/Rating	Exposure (%)
Equity		93.96%
HDFC Bank Ltd	Financial Service Activities, Except Insurance and Pension Funding	8.50%
Reliance Industries Ltd	Manufacture of Coke and Refined Petroleum Products	8.03%
Infosys Ltd	Computer Programming, Consultancy and Related Activities	7.29%
ICICI Bank Ltd	Financial Service Activities, Except Insurance and Pension Funding	6.08%
ITC Ltd	Manufacture of Tobacco Products	5.56%
Hindustan Unilever Ltd	Manufacture of Chemicals and Chemical Products	4.97%
Larsen & Toubro Ltd	Civil Engineering Infrastructure	4.41%
Housing Development Finance Corporation Ltd	Financial Service Activities, Except Insurance and Pension Funding	3.94%
Maruti Suzuki India Ltd	Manufacture of Motor Vehicles, Trailers and Semi-Trailers	3.00%
Bharti Airtel Ltd	Telecommunications Infrastructure	2.45%
Others		39.73%
Sovereign		3.14%
8.66% Maharashtra SDL (MD 25/01/2022)	SOV	3.14%
Money Market, Deposits & Other		2.89%
Total		100.00%

Asset Class



*Others includes Equity, CBLO, Net receivable/payable and FD

Performance

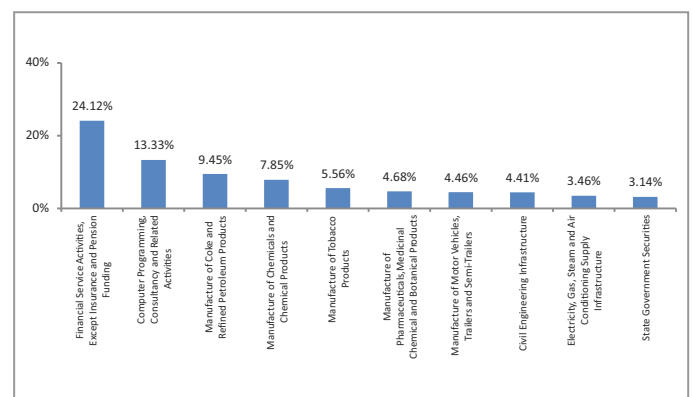
Period	1 Month	6 Months	1 Year	2 Years	3 Years	Inception
Fund	-1.20%	5.71%	7.50%	9.45%	10.92%	13.97%
Benchmark	-	-	-	-	-	-

Returns less than or equal to 1 year are absolute. Returns greater than 1 year are compounded annualised growth rate (CAGR). Past performance is not indicative of future performance

Fund Details

Description	
SFIN Number	ULIF05926/10/10GROWPLUS03116
Launch Date	01-Nov-10
Face Value	10
Risk Profile	High
Benchmark	-
Fund Manager Name	Reshma Banda, Durgadutt Dhar
Number of funds managed by fund manager:	Reshma Banda, Durgadutt Dhar
Equity	28
Debt	-
Hybrid	25
NAV as on 30-Jun-19	31.0669
AUM (Rs. Cr)	4.22
Equity	93.96%
Debt	4.09%
Net current asset	1.95%

Top 10 Sectors



Note : 'Financial & insurance activities' sector includes exposure to 'Fixed Deposits' & 'Certificate of Deposits'.

June 2019

Assured Return Fund

Fund Objective

The investment objective of this fund is to provide capital appreciation by investing in a suitable mix of debt and equities.

Portfolio Allocation

	Stated (%)	Actual (%)
Equity & Equity Related Instruments	0 - 50	-
Debt & Debt Related Instruments	0 - 100	82.26
Mutual Funds and Money market instruments	0 - 40	3.22
Net Current Assets*		14.52
Total		100.00

*Net current asset represents net of receivables and payables for investments held.

Portfolio

Company/Issuer	Sector/Rating	Exposure (%)
Corporate Bond		30.78%
9.35% RECL Ltd. NCD (MD 15/06/2022)	AAA	9.13%
NOVO X Trust - Locomotive Series S (MD 15/04/2020)	AAA	6.03%
7.20% Power Grid Corporation Ltd. NCD (MD 21/12/2021)	AAA	4.44%
8.5935%IDFC First Bank Ltd. NCD(MD 21/10/2021) (Cmpd Annually)	AA	3.63%
9.29% P F C Ltd. NCD (MD 21/08/2022) (P/C 21/08/2020)	AAA	2.29%
9.90% HDFC Ltd. NCD (MD 11/11/2021)	AAA	2.12%
9.64% Power Grid Corporation Ltd. G NCD (MD 31/05/2021)	AAA	1.75%
9.40% HDFC Ltd. NCD (MD 13/04/2021)	AAA	1.39%
Sovereign		40.34%
8.72% Maharashtra SDL (MD 11/01/2022)	SOV	23.35%
8.89% Maharashtra SDL (MD 05/10/2021)	SOV	11.69%
8.94% Gujarat SDL (MD 07/03/2022)	SOV	5.03%
6.84% GOI (MD 19/12/2022)	SOV	0.23%
9.12% Gujarat SDL (MD 23/05/2022)	SOV	0.05%
Money Market, Deposits & Other		28.88%
Total		100.00%

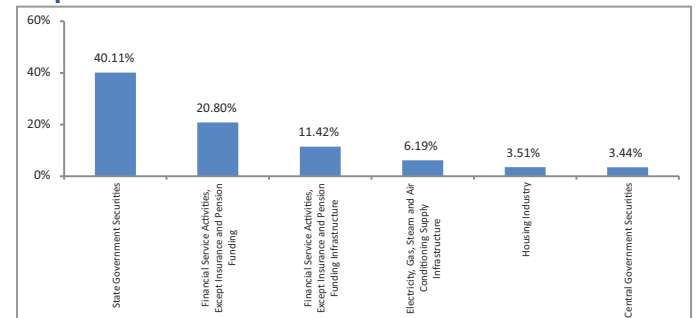
Fund Details

Description	
SFIN Number	ULIF06127/01/11ASSRDRETRN116
Launch Date	28-Jan-11
Face Value	10
Risk Profile	Medium
Benchmark	-
Fund Manager Name	Reshma Banda, Durgadutt Dhar
Number of funds managed by fund manager:	Reshma Banda Durgadutt Dhar
Equity	28 -
Debt	- 28
Hybrid	25 24
NAV as on 30-Jun-19	18.5178
AUM (Rs. Cr)	44.45
Equity	-
Debt	85.48%
Net current asset	14.52%

Quantitative Indicators

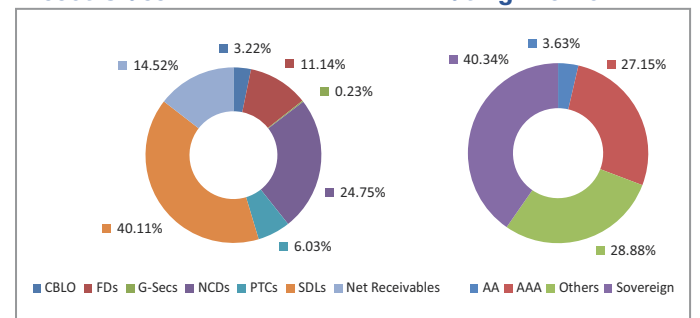
Modified Duration in Years	2.00
Average Maturity in Years	2.26
Yield to Maturity in %	7.75%

Top 10 Sectors

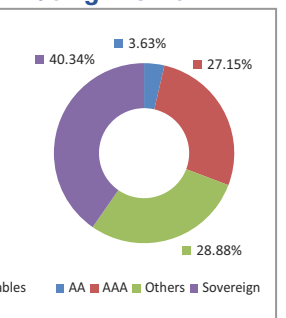


Note : 'Financial & insurance activities' sector includes exposure to 'Fixed Deposits' & 'Certificate of Deposits'.

Asset Class



Rating Profile



*Others includes Equity, CBLO, Net receivable/payable and FD

Performance

Period	1 Month	6 Months	1 Year	2 Years	3 Years	Inception
Fund	0.51%	4.21%	8.93%	5.77%	6.81%	7.59%
Benchmark	-	-	-	-	-	-

Returns less than or equal to 1 year are absolute. Returns greater than 1 year are compounded annualised growth rate (CAGR). Past performance is not indicative of future performance

June 2019

Guaranteed Bond Fund

Fund Objective

The investment objective of this fund is to provide capital appreciation by investing in a suitable mix of debt and debt related securities.

Portfolio Allocation

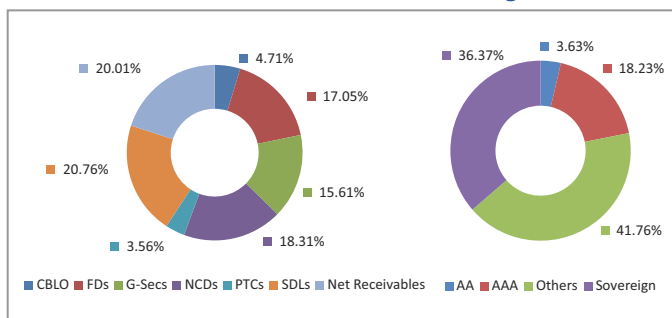
	Stated (%)	Actual (%)
Debt and debt related securities	0 - 100	75.29
Mutual Funds and Money market instruments	0 - 40	4.71
Net Current Assets*		20.01
Total		100.00

*Net current asset represents net of receivables and payables for investments held.

Portfolio

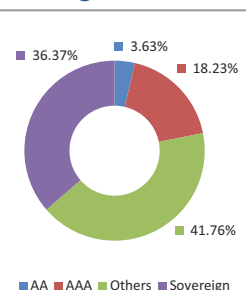
Company/Issuer	Rating	Exposure (%)
Corporate Bond		21.87%
9.90% HDFC Ltd. NCD (MD 11/11/2021)	AAA	5.74%
8.5935%IDFC First Bank Ltd.NCD (MD 21/10/2021) (Cmpd Annually)	AA	3.63%
NOVO X Trust - Locomotive Series U (MD 15/04/2021)	AAA	3.56%
9.64% Power Grid Corporation Ltd. G NCD (MD 31/05/2021)	AAA	2.72%
9.25% Power Grid Corporation Ltd. NCD (MD 26/12/2021)	AAA	2.21%
9.27% IRFC Ltd. Series-76 NCD (MD 10/05/2021)	AAA	2.12%
9.90% LICHF Ltd. NCD (MD 11/11/2021)	AAA	1.88%
Sovereign		36.37%
6.84% GOI (MD 19/12/2022)	SOV	11.40%
8.94% Gujarat SDL (MD 07/03/2022)	SOV	9.41%
8.89% Maharastra SDL (MD 05/10/2021)	SOV	6.42%
7.80% GOI (MD 11/04/2021)	SOV	4.21%
8.27% Rajasthan SDL (MD 23/06/2022)	SOV	2.31%
8.72% Maharastra SDL (MD 11/01/2022)	SOV	2.18%
8.66% Maharastra SDL (MD 25/01/2022)	SOV	0.44%
Money Market, Deposits & Other		41.76%
Total		100.00%

Asset Class



*Others includes Equity, CBLO, Net receivable/payable and FD

Rating Profile



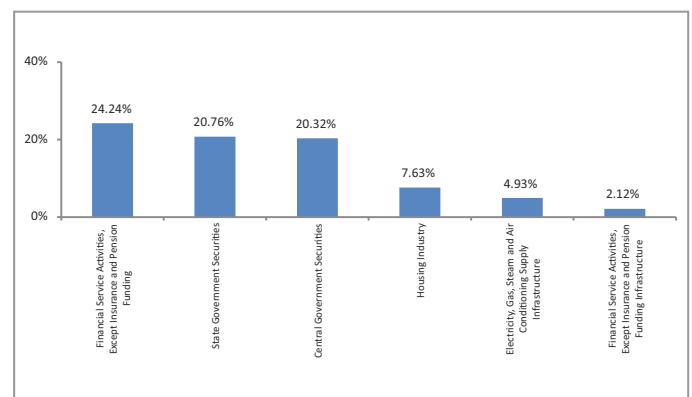
Fund Details

Description	
SFIN Number	ULIF06322/09/11GTEBONDFND116
Launch Date	05-Dec-11
Face Value	10
Risk Profile	Medium
Benchmark	-
Fund Manager Name	Durgadutt Dhar
Number of funds managed by fund manager:	
Equity	-
Debt	28
Hybrid	24
NAV as on 30-Jun-19	18.4328
AUM (Rs. Cr)	233.28
Equity	-
Debt	79.99%
Net current asset	20.01%

Quantitative Indicators

Modified Duration in Years	2.14
Average Maturity in Years	2.37
Yield to Maturity in %	7.79%

Top 10 Sectors



Note : 'Financial & insurance activities' sector includes exposure to 'Fixed Deposits' & 'Certificate of Deposits'.

Performance

Period	1 Month	6 Months	1 Year	2 Years	3 Years	Inception
Fund	0.51%	4.29%	9.15%	6.79%	7.62%	8.41%
Benchmark	-	-	-	-	-	-

Returns less than or equal to 1 year are absolute. Returns greater than 1 year are compounded annualised growth rate (CAGR). Past performance is not indicative of future performance

June 2019

Shield Plus Fund- IV

Fund Objective

To provide capital appreciation, subject to minimum guaranteed unit price at Maturity. The fund strategy would be to achieve potential upside by investing adequately in debt securities, equities, mutual funds and highly rated debentures. The Unit Price at maturity (in 10 years time) is guaranteed to be a minimum of 170% of unit price as on the date of allocation of units under a policy.

Portfolio Allocation

	Stated (%)	Actual (%)
Debt and Debt related securities	0 - 100	96.29
Equity & Equity related securities	0 - 50	-
Mutual Funds(a), Money market instruments	0 - 100	1.61
Net Current Assets*		2.10
Total		100.00

*Net current asset represents net of receivables and payables for investments held.

** incl. FDs

Portfolio

Company/Issuer	Rating	Exposure (%)
Corporate Bond		29.13%
9.64% Power Grid Corporation Ltd. G NCD (MD 31/05/2021)	AAA	8.93%
9.95% Food Corporation of India GOI Grnt NCD (MD 07/03/2022)	AAA	8.46%
8.72% IDFC First Bank Ltd. NCD (MD 29/09/2020)	AA	4.63%
9.40% HDFC Ltd. NCD (MD 13/04/2021)	AAA	3.55%
NOVO X Trust - Locomotive Series U (MD 15/04/2021)	AAA	2.39%
8.68% LICHF Ltd. NCD (MD 30/03/2020)	AAA	1.16%
Sovereign		67.16%
6.84% GOI (MD 19/12/2022)	SOV	29.03%
8.66% Maharashtra SDL (MD 25/01/2022)	SOV	23.86%
8.89% Maharashtra SDL (MD 05/10/2021)	SOV	8.37%
7.80% GOI (MD 11/04/2021)	SOV	5.89%
Money Market, Deposits & Other		3.71%
Total		100.00%

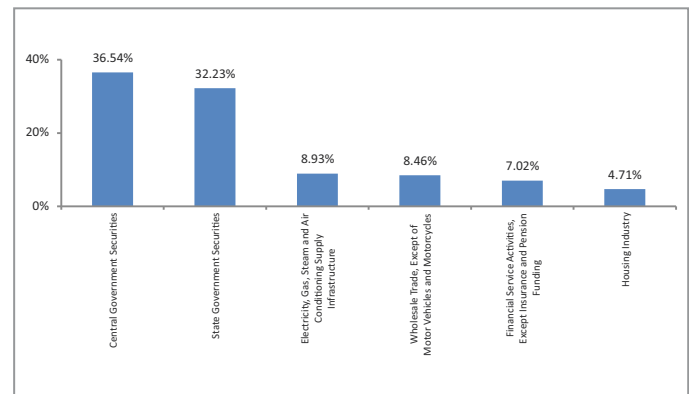
Fund Details

Description	
SFIN Number	ULIF06220/04/11SHIELDPL04116
Launch Date	18-Apr-11
Face Value	10
Risk Profile	Medium
Benchmark	-
Fund Manager Name	Reshma Banda, Durgadutt Dhar
Number of funds managed by fund manager:	Reshma Banda Durgadutt Dhar
Equity	28 -
Debt	- 28
Hybrid	25 24
NAV as on 30-Jun-19	19.0057
AUM (Rs. Cr)	8.69
Equity	-
Debt	97.90%
Net current asset	2.10%

Quantitative Indicators

Modified Duration in Years	2.21
Average Maturity in Years	2.54
Yield to Maturity in %	7.06%

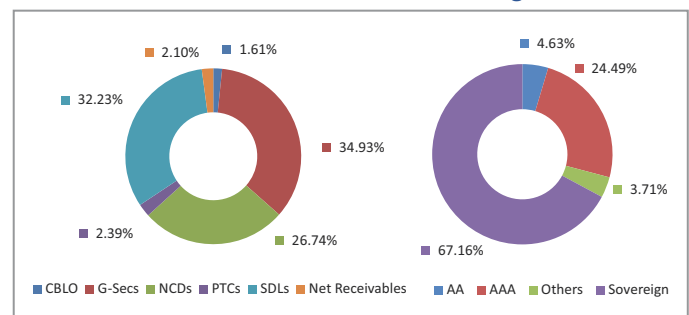
Top 10 Sectors



Note : 'Financial & insurance activities' sector includes exposure to 'Fixed Deposits' & 'Certificate of Deposits'.

Asset Class

Rating Profile



*Others includes Equity, CBLO, Net receivable/payable and FD

Performance

Period	1 Month	6 Months	1 Year	2 Years	3 Years	Inception
Fund	0.55%	4.23%	9.06%	5.87%	7.22%	8.14%
Benchmark	-	-	-	-	-	-

Returns less than or equal to 1 year are absolute. Returns greater than 1 year are compounded annualised growth rate (CAGR). Past performance is not indicative of future performance

June 2019

Pension Builder Fund

Fund Objective

The investment objective of this fund is to provide capital appreciation by investing in a suitable mix of debt and equities.

Portfolio Allocation

	Stated (%)	Actual (%)
Equity	0 - 50	2.32
Debt, Fixed deposits & Debt Related Instrument	25 - 100	91.08
Mutual Funds and Money market instrument	0 - 40	0.13
Net Current Assets*		6.47
Total		100.00

*Net current asset represents net of receivables and payables for investments held.

Portfolio

Company/Issuer	Rating	Exposure (%)
Equity		2.32%
SBI-ETF Nifty 50	Mutual Fund - Liquid	1.59%
HCL Technologies Ltd	Computer Programming, Consultancy and Related Activities	0.38%
ITC Ltd	Manufacture of Tobacco Products	0.24%
Godrej Consumer Products Ltd	Manufacture of Chemicals and Chemical Products	0.12%
Corporate Bond		14.93%
8.75% Indiabulls Housing Finance Ltd. NCD (MD 26/09/2021)	AAA	5.12%
8.75% HDFC Ltd NCD (MD 13/01/2020)	AAA	4.36%
8.10% Shriram Transport Finance Co Ltd. NCD (MD 29/05/2020)	AA+	2.55%
7.83% LICHF Ltd. NCD (MD 25/09/2026) (P/C 26/11/2020)	AAA	2.33%
9.10% Dewan Housing Finance Corporation Ltd. (MD 16/08/2019)	D	0.46%
9.10% Dewan Housing Finance Corporation Ltd. (MD 09/09/2019)	D	0.11%
Sovereign		72.13%
7.26% GOI (MD 14/01/2029)	SOV	29.55%
7.17% GOI (MD 08/01/2028)	SOV	19.89%
8.30% Gujarat SDL (MD 13/03/2029)	SOV	8.05%
8.28% GOI (MD 21/09/2027)	SOV	3.56%
8.89% Maharashtra SDL (MD 05/10/2021)	SOV	2.97%
6.84% GOI (MD 19/12/2022)	SOV	2.59%
8.85% Maharashtra SDL (MD 18/07/2022)	SOV	1.84%
8.80% GOI (MD 02/08/2022)	SOV	1.84%
8.72% Maharashtra SDL (MD 11/01/2022)	SOV	1.83%
Money Market, Deposits & Other		10.62%
Total		100.00%

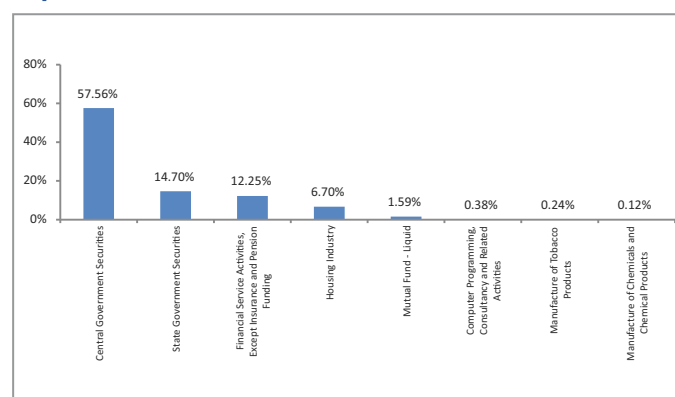
Fund Details

Description		
SFIN Number	ULIF06908/02/13PENSIONBUI116	
Launch Date	01-Dec-14	
Face Value	10	
Risk Profile	Medium	
Benchmark	-	
Fund Manager Name	Reshma Banda, Durgadutt Dhar	
Number of funds managed by fund manager:	Reshma Banda	Durgadutt Dhar
Equity	28	-
Debt	-	28
Hybrid	25	24
NAV as on 30-Jun-19	13.4465	
AUM (Rs. Cr)	283.64	
Equity	2.32%	
Debt	91.21%	
Net current asset	6.47%	

Quantitative Indicators

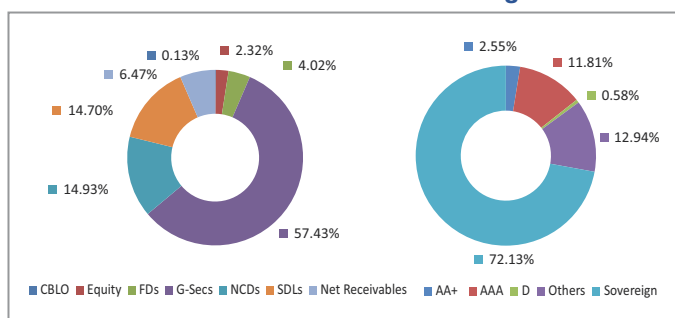
Modified Duration in Years	4.81
Average Maturity in Years	6.74
Yield to Maturity in %	10.37%

Top 10 Sectors



Note : 'Financial & insurance activities' sector includes exposure to 'Fixed Deposits' & 'Certificate of Deposits'.

Asset Class



*Others includes Equity, CBLO, Net receivable/payable and FD

Rating Profile

Performance

Period	1 Month	6 Months	1 Year	2 Years	3 Years	Inception
Fund	0.55%	4.60%	9.19%	5.22%	6.44%	6.68%
Benchmark	-	-	-	-	-	-

Returns less than or equal to 1 year are absolute. Returns greater than 1 year are compounded annualised growth rate (CAGR). Past performance is not indicative of future performance

On 4th June, Dewan Housing Finance Corporation Limited (DHFL) defaulted in interest payment and we had accordingly provided for 75% towards impairment. Subsequently, DHFL has made past due interest payment. DHFL also repaid full amount of CP due on 20th & 21st June and 50% of the amount of CP due on 25th June. In view of this and based on realisable value assessment, current provision towards impairment stands at 50% as on 30th June 2019.

June 2019

Balanced Equity Fund

Fund Objective

The investment objective of this fund is to provide capital appreciation by investing in a suitable mix of debt and equities.

Portfolio Allocation

	Stated (%)	Actual (%)
Equity	10 - 70	14.82
Debt and debt related securities incl. Fixed deposits	0 - 80	77.52
Mutual Funds and Money market instruments	0 - 50	9.32
Net Current Assets*		-1.66
Total		100.00

*Net current asset represents net of receivables and payables for investments held.

Portfolio

Company/Issuer	Sector/Rating	Exposure (%)
Equity		16.50%
HDFC Bank Ltd	Financial Service Activities, Except Insurance and Pension Funding	1.97%
Reliance Industries Ltd	Manufacture of Coke and Refined Petroleum Products	1.71%
SBI-ETF Nifty 50	Mutual Fund - Liquid	1.68%
Infosys Ltd	Computer Programming, Consultancy and Related Activities	1.26%
Housing Development Finance Corporation Ltd	Financial Service Activities, Except Insurance and Pension Funding	1.21%
ICICI Bank Ltd	Financial Service Activities, Except Insurance and Pension Funding	1.11%
ITC Ltd	Manufacture of Tobacco Products	1.08%
Larsen & Toubro Ltd	Civil Engineering Infrastructure	0.81%
Tata Consultancy Services Ltd	Computer Programming, Consultancy and Related Activities	0.78%
Hindustan Unilever Ltd	Manufacture of Chemicals and Chemical Products	0.63%
Others		4.26%
Corporate Bond		9.66%
8.57% Indiabulls Housing Finance Ltd. NCD (MD 30/03/2022)	AAA	3.55%
NOVO X Trust - Locomotive Series U (MD 15/04/2021)	AAA	3.09%
8.60% LICHF Ltd. NCD (MD 28/12/2020)	AAA	3.02%
Sovereign		67.87%
7.26% GOI (MD 14/01/2029)	SOV	21.99%
7.17% GOI (MD 08/01/2028)	SOV	18.98%
6.84% GOI (MD 19/12/2022)	SOV	18.75%
8.30% Gujarat SDL (MD 13/03/2029)	SOV	8.15%
Money Market, Deposits & Other		5.98%
Total		100.00%

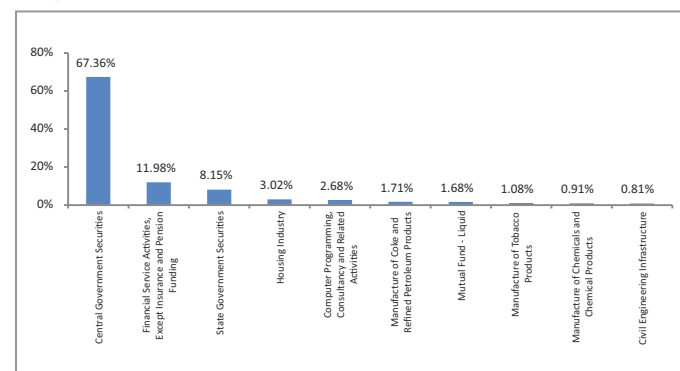
Fund Details

Description		
SFIN Number	ULIF07413/05/15BALEQTYFND116	
Launch Date	08-Mar-16	
Face Value	10	
Risk Profile	High	
Benchmark	-	
Fund Manager Name	Reshma Banda, Durgadutt Dhar	
Number of funds managed by fund manager:	Reshma Banda	Durgadutt Dhar
Equity	28	-
Debt	-	28
Hybrid	25	24
NAV as on 30-Jun-19	12.8855	
AUM (Rs. Cr)	20.16	
Equity	16.50%	
Debt	85.16%	
Net current asset	-1.66%	

Quantitative Indicators

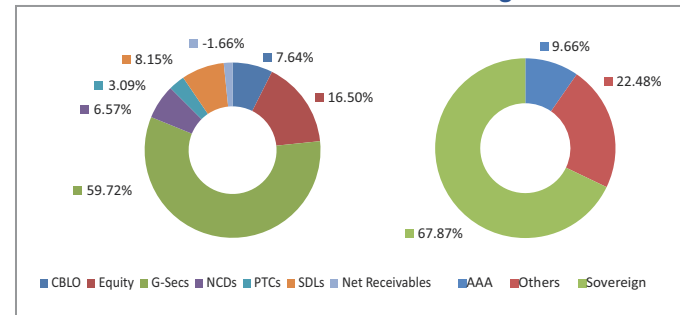
Modified Duration in Years	4.57
Average Maturity in Years	6.29
Yield to Maturity in %	7.00%

Top 10 Sectors



Note : 'Financial & insurance activities' sector includes exposure to 'Fixed Deposits' & 'Certificate of Deposits'.

Asset Class



*Others includes Equity, CBLO, Net receivable/payable and FD

Performance

Period	1 Month	6 Months	1 Year	2 Years	3 Years	Inception
Fund	0.76%	5.21%	9.64%	5.72%	7.78%	7.95%
Benchmark	-	-	-	-	-	-

Returns less than or equal to 1 year are absolute. Returns greater than 1 year are compounded annualised growth rate (CAGR). Past performance is not indicative of future performance

June 2019

Builder Bond Fund

Fund Objective

The investment objective of this fund is to provide accumulation of income through investment in high quality fixed income securities

Portfolio Allocation

	Stated (%)	Actual (%)
Debt and debt related securities incl. Fixed deposits	40 - 100	97.66
Money market instruments, Cash, Mutual funds	0 - 60	0.20
Net Current Assets*		2.14
Total		100.00

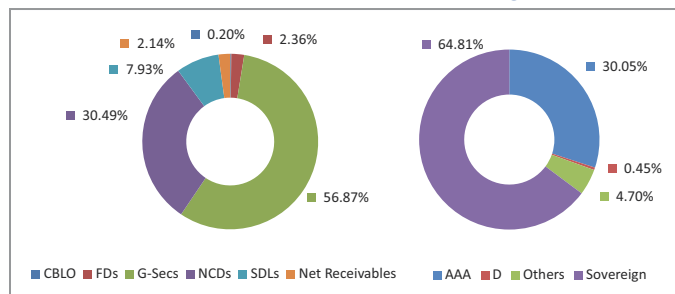
*Net current asset represents net of receivables and payables for investments held.

Portfolio

Company/Issuer	Rating	Exposure (%)
Corporate Bond		30.49%
8.24% Power Grid Corporation(GOI Serviced) NCD (14/02/2029)	AAA	6.08%
8.55% Indian Railway Finance Corporation NCD (MD 21/02/2029)	AAA	5.61%
8.30% NTPC Ltd NCD Series 67 Secured Bond (MD 15/01/2029)	AAA	4.14%
8.75% Indiabulls Housing Finance Ltd. NCD (MD 26/09/2021)	AAA	3.69%
8.70% HDFC Ltd (MD 15/12/2020)	AAA	2.73%
7.39% LIC Housing Finance Ltd NCD (MD 30/08/2022)	AAA	2.16%
7.7948% Kotak Mahindra Prime Ltd NCD (MD 16/07/2020)	AAA	2.02%
7.49% GRUH Finance Limited NCD (MD 31/10/2022)	AAA	1.84%
8.80% LIC Housing Finance Ltd NCD (MD 25/01/2029)	AAA	1.78%
9.10% Dewan Housing Finance Corporation Ltd. (MD 16/08/2019)	D	0.45%
Sovereign		64.81%
7.17% GOI (MD 08/01/2028)	SOV	32.43%
7.26% GOI (MD 14/01/2029)	SOV	24.35%
8.35% Gujarat SDL (MD 06/03/2029)	SOV	4.73%
8.30% Gujarat SDL (MD 13/03/2029)	SOV	3.20%
6.84% GOI (MD 19/12/2022)	SOV	0.08%
Money Market, Deposits & Other		4.70%
Total		100.00%

Asset Class

Rating Profile



*Others includes Equity, CBLO, Net receivable/payable and FD

Performance

Period	1 Month	6 Months	1 Year	2 Years	3 Years	Inception
Fund	0.87%	5.42%	11.16%	5.75%	6.46%	6.85%
Benchmark	-	-	-	-	-	-

Returns less than or equal to 1 year are absolute. Returns greater than 1 year are compounded annualised growth rate (CAGR). Past performance is not indicative of future performance

On 4th June, Dewan Housing Finance Corporation Limited (DHFL) defaulted in interest payment and we had accordingly provided for 75% towards impairment. Subsequently, DHFL has made past due interest payment. DHFL also repaid full amount of CP due on 20th & 21st June and 50% of the amount of CP due on 25th June. In view of this and based on realisable value assessment, current provision towards impairment stands at 50% as on 30th June 2019.

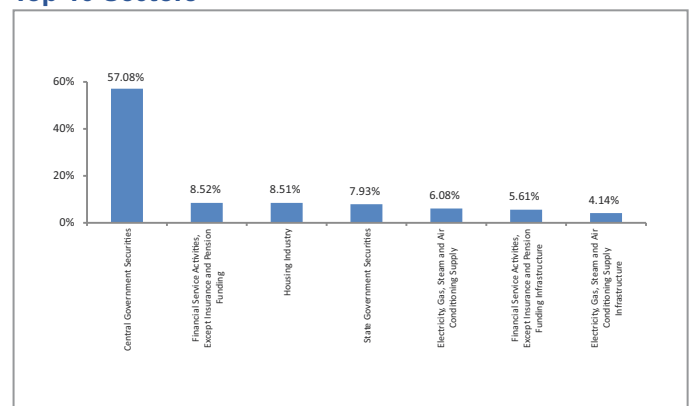
Fund Details

Description	
SFIN Number	ULIF07313/05/15BLDRBNDFND116
Launch Date	08-Mar-16
Face Value	10
Risk Profile	Medium
Benchmark	-
Fund Manager Name	Durgadutt Dhar
Number of funds managed by fund manager:	
Equity	-
Debt	28
Hybrid	24
NAV as on 30-Jun-19	12.4549
AUM (Rs. Cr)	59.54
Equity	-
Debt	97.86%
Net current asset	2.14%

Quantitative Indicators

Modified Duration in Years	5.62
Average Maturity in Years	8.05
Yield to Maturity in %	9.61%

Top 10 Sectors



Note : 'Financial & insurance activities' sector includes exposure to 'Fixed Deposits' & 'Certificate of Deposits'.

June 2019

Discontinued Pension Policy Fund

Fund Objective

To provide minimum guaranteed rate of return on discontinued policies as prescribed by IRDAI

Portfolio Allocation

	Stated (%)	Actual (%)
Money Market instrument	0 - 40	8.25
Gsec	60 - 100	88.34
Net Current Assets*		3.41
Total		100.00

*Net current asset represents net of receivables and payables for investments held.

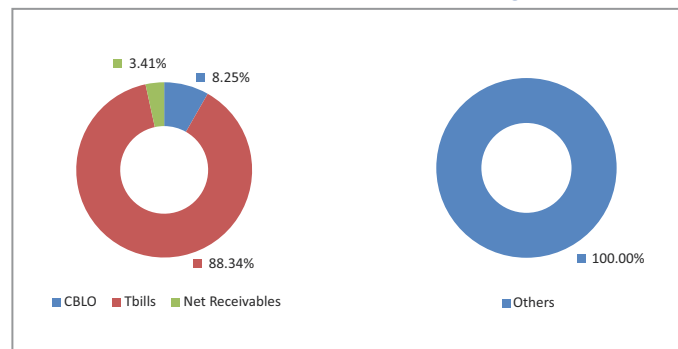
Portfolio

Company/Issuer	Rating	Exposure (%)
Money Market, Deposits & Other		100.00%
Total		100.00%

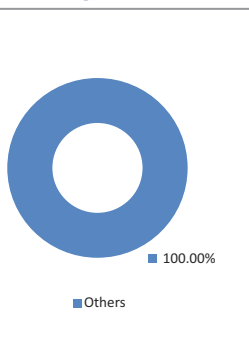
Fund Details

Description	
SFIN Number	ULIF07126/03/13DISCONPENS116
Launch Date	09-Sep-15
Face Value	10
Risk Profile	Low
Benchmark	-
Fund Manager Name	Durgadutt Dhar
Number of funds managed by fund manager:	
Equity	-
Debt	28
Hybrid	24
NAV as on 30-Jun-19	12.1410
AUM (Rs. Cr)	108.06
Equity	-
Debt	96.59%
Net current asset	3.41%

Asset Class

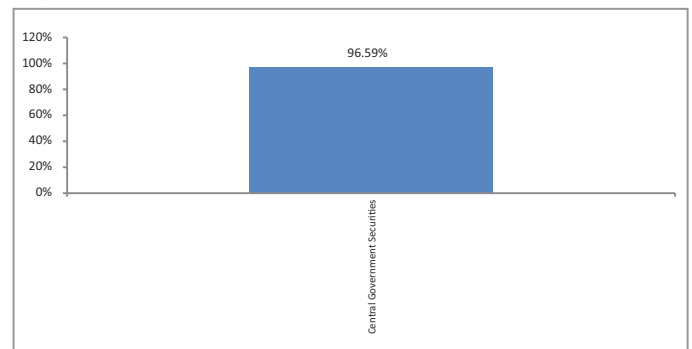


Rating Profile



*Others includes Equity, CBLO, Net receivable/payable and FD

Top 10 Sectors



Note : 'Financial & insurance activities' sector includes exposure to 'Fixed Deposits' & 'Certificate of Deposits'.

Performance

Period	1 Month	6 Months	1 Year	2 Years	3 Years	Inception
Fund	0.47%	2.98%	6.09%	5.89%	5.86%	5.23%
Benchmark	-	-	-	-	-	-

Returns less than or equal to 1 year are absolute. Returns greater than 1 year are compounded annualised growth rate (CAGR). Past performance is not indicative of future performance

June 2019

Discontinued Life Policy Fund

Fund Objective

To provide minimum guaranteed rate of return on discontinued policies as prescribed by IRDAI

Portfolio Allocation

	Stated (%)	Actual (%)
Money Market instrument	0 - 40	5.85
Gsec	60 - 100	88.84
Net Current Assets*		5.31
Total		100.00

*Net current asset represents net of receivables and payables for investments held.

Portfolio

Company/Issuer	Rating	Exposure (%)
Money Market, Deposits & Other		100.00%
Total		100.00%

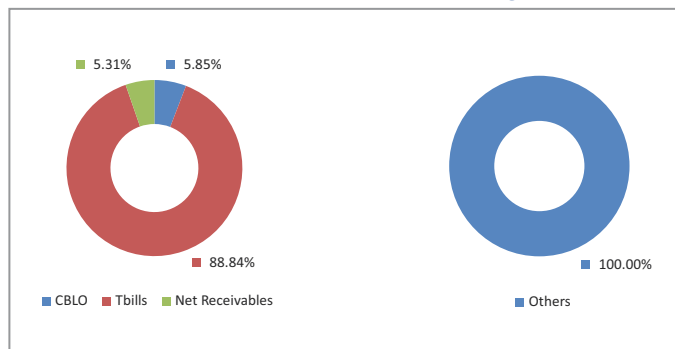
Fund Details

Description	
SFIN Number	ULIF07026/03/13DISCONLIFE116
Launch Date	28-Jan-15
Face Value	10
Risk Profile	Low
Benchmark	-
Fund Manager Name	Durgadutt Dhar
Number of funds managed by fund manager:	
Equity	-
Debt	28
Hybrid	24
NAV as on 30-Jun-19	12.6948
AUM (Rs. Cr)	880.38
Equity	-
Debt	94.69%
Net current asset	5.31%

Quantitative Indicators

Modified Duration in Years	0.43
Average Maturity in Years	0.43
Yield to Maturity in %	6.11%

Asset Class

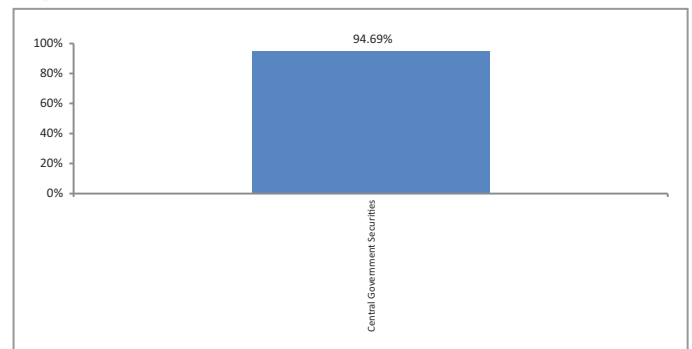


Rating Profile



*Others includes Equity, CBLO, Net receivable/payable and FD

Top 10 Sectors



Note : 'Financial & insurance activities' sector includes exposure to 'Fixed Deposits' & 'Certificate of Deposits'.

Performance

Period	1 Month	6 Months	1 Year	2 Years	3 Years	Inception
Fund	0.45%	2.67%	4.64%	5.20%	5.54%	5.54%
Benchmark	-	-	-	-	-	-

Returns less than or equal to 1 year are absolute. Returns greater than 1 year are compounded annualised growth rate (CAGR). Past performance is not indicative of future performance

On 4th June, Dewan Housing Finance Corporation Limited (DHFL) defaulted in interest payment and we had accordingly provided for 75% towards impairment. Subsequently, DHFL has made past due interest payment. DHFL also repaid full amount of CP due on 20th & 21st June and 50% of the amount of CP due on 25th June. In view of this and based on realisable value assessment, current provision towards impairment stands at 50% as on 30th June 2019.