

# FUND PRO

**Sampath Reddy**  
Chief Investment Officer

## A quick guide to Bajaj Allianz Fund Performance


May 2018

Even though the micro picture (corporate earnings) in India is improving, we are seeing some headwinds on the macro-side—due to rising crude oil prices, unwinding of global easy monetary policy and rising interest rates. However, economic growth is showing signs of recovery, and this should bode well for equities in the long term. Investors should continue to invest systematically in equities, with our preference being for large-cap funds.

LIFE GOALS. **DONE.**



## Bajaj Allianz Life Insurance Co. Ltd.

 [www.bajajallianzlife.com](http://www.bajajallianzlife.com)

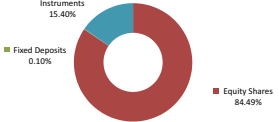
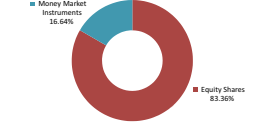
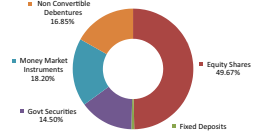

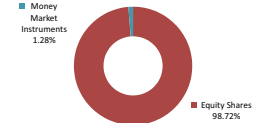

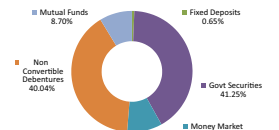
     /BajajAllianzLifeInsurance  /BajajAllianzLIC

**BEWARE OF SPURIOUS PHONE CALLS AND FICTITIOUS/FRAUDULENT OFFERS** - IRDAI clarifies to public that -

- IRDAI or its officials do not involve in activities like sale of any kind of insurance or financial products nor invest premiums.
- IRDAI does not announce any bonus. Public receiving such phone calls are requested to lodge a police complaint along with details of phone call, number.

Bajaj Allianz House, Airport Road, Yerawada, Pune - 411006., IRDAI Reg No.: 116, **Visit** : [www.bajajallianzlife.com](http://www.bajajallianzlife.com), **BALIC CIN** : U66010PN2001PLC015959, **Mail us** : [customer@bajajallianzlife.com](mailto:customer@bajajallianzlife.com), **Call on** : **Toll free no.** 1800 209 7272, **Fax No**: 02066026789, The Logo of Bajaj Allianz Life Insurance Co. Ltd. is provided on the basis of license given by Bajaj Finserv Ltd. to use its "Bajaj" Logo and Allianz SE to use its "Allianz" logo, Please check with your tax consultant for eligibility.

- Please note that past performance is not indicative of future performance
- The opinions expressed in this document is personal opinion of Chief Investment Officer of Bajaj Allianz Life Insurance Company Limited based on his perception of the present market conditions and economic scenario of India and is not indicative of any future investment trend to be followed by the Company
- **IN UNIT LINKED INSURANCE POLICIES, THE INVESTMENT RISK IN THE INVESTMENT PORTFOLIO IS BORNE BY THE POLICYHOLDER**
- The premium paid in linked insurance policies are subject to investment risks associated with capital markets and the NAVs of the units may go up or down based on the performance of fund and factors influencing the capital market and the insured is responsible for his/her decisions
- Please note that the name of the Bajaj Allianz product/plan/fund does not indicate the quality of the product plan/fund respectively and its future prospects or returns
- Customers may be advised to seek independent financial advice

Fund Names	Mandate	Asset Profile	CAGR					Since Inception	Inception Date
			1 year	2 Year	3 Year	4 Year	5 Year		
<b>Large Cap</b> 1) Equity Growth Fund <small>ULIF02924/07/06EQGROWFUND116</small>	To protect the capital as well as achieve capital appreciation over the term of 10 years. The above objective does not intend to offer any explicit investment guarantee to the policyholder. The fund strategy would be to invest in highly-rated secured debentures, corporate bonds, exchange traded funds, equities and money market instruments		15.50%	17.49%	10.57%	14.20%	16.71%	12.70%	24-Jul-06
ii) Equity Growth Fund II <small>ULIF05106/01/10EQTYGROWD116</small>			16.43%	18.04%	11.49%	15.53%	17.73%	15.05%	06-Jan-10
<b>Ethical Fund</b> Pure Stock Fund <small>ULIF02721/07/06PURESTKFUN116</small>	To specifically exclude companies dealing in gambling, contests, liquor, entertainment (films, TV etc.), hotels, banks and financial institutions.		14.42%	17.53%	11.03%	17.17%	20.80%	16.47%	21-Jul-06
<b>Nifty 50</b>			11.59%	14.70%	8.35%	10.37%	12.39%		
<b>Asset Allocation</b> Asset Allocation Fund <small>ULIF04528/09/07ASSETALLOCF116</small>	To realize a level of total income, including current income and capital appreciation, which is consistent with reasonable investment risk. The investment strategy will involve a flexible policy for allocating assets among equities, bonds and cash		9.83%	12.24%	8.33%	11.78%	13.48%	10.30%	01-Oct-07
<b>CRISIL Balanced Fund - Aggressive Index</b>			8.46%	11.98%	8.23%	9.96%	10.85%		
<b>Mid Cap</b> I) Accelerator Mid Cap Fund <small>ULIF03124/07/06ACCCEMIDCAP116</small>	To achieve capital appreciation by investing in a diversified basket of mid cap stocks and large cap stocks.		16.70%	26.39%	17.28%	19.53%	25.20%	16.50%	24-Jul-06
ii) Accelerator Mid Cap Fund II <small>ULIF05206/01/10ACCCEMIDCAO2116</small>			17.44%	26.98%	17.76%	20.24%	25.54%	16.08%	06-Jan-10
<b>NIFTY Midcap 50</b>			11.72%	21.85%	14.09%	13.21%	19.88%		
<b>Index Linked Nifty Fund</b> Equity Index Fund II <small>ULIF03024/07/06EQTYINDXO2116</small>	To provide capital appreciation through investment in equities forming part of National Stock Exchange NIFTY		9.53%	13.08%	7.42%	9.29%	11.40%	10.57%	24-Jul-06
<b>Nifty 50</b>			11.59%	14.70%	8.35%	10.37%	12.39%		
<b>Cash Fund</b> Liquid Fund <small>ULIF02510/07/06LIQLIFUND116</small>	To have a fund that protects invested capital through investments in liquid money market and short-term instruments.		5.41%	6.11%	6.69%	7.14%	7.43%	8.13%	10-Jul-06
<b>Crisil Liquid Fund Index</b>			6.88%	6.92%	7.25%	7.63%	8.03%		
<b>Debt Fund</b> Bond Fund <small>ULIF02610/07/06BONDFUNDLI116</small>	To provide accumulation of income through investment in high quality fixed income Securities.		2.21%	6.37%	6.97%	8.39%	7.33%	8.64%	10-Jul-06
<b>Crisil Composite Bond Fund Index</b>			2.44%	6.61%	7.36%	8.56%	7.37%		

The above information is as on 31<sup>st</sup> May 2018