

April 2018

## Pure Equity Fund

### Fund Objective

The investments in this fund will specifically exclude companies dealing in Gambling, Contests, Liquor, Entertainment (Films, TV etc.), Hotels, Banks and Financial Institutions.

### Portfolio Allocation

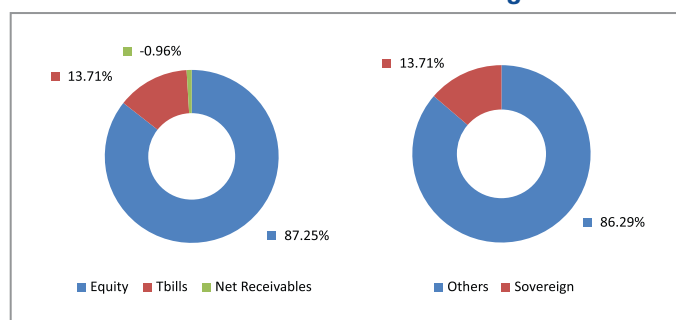
	Stated (%)	Actual (%)
Equity	60 - 100	87.25
Bank deposits and money market instruments	0 - 40	13.71
Net Current Assets*		-0.96
<b>Total</b>		<b>100.00</b>

\*Net current asset represents net of receivables and payables for investments held.

### Portfolio

Company/Issuer	Sector/Rating	Exposure (%)
<b>Equity</b>		<b>87.25%</b>
Reliance Industries Limited	Manufacture of Coke and Refined Petroleum Products	6.24%
Infosys Limited	Computer Programming, Consultancy and Related Activities	5.59%
Maruti Suzuki India Limited	Manufacture of Motor Vehicles, Trailers and Semi-Trailers	4.41%
HCL Technologies Limited	Computer Programming, Consultancy and Related Activities	3.84%
Nestle India Limited	Manufacture of Food Products	3.80%
Hindalco Industries Limited	Manufacture of Basic Metals	3.49%
Mphasis Limited	Computer Programming, Consultancy and Related Activities	3.18%
Hindustan Unilever Limited	Manufacture of Chemicals and Chemical Products	3.08%
Larsen & Toubro Limited	Civil Engineering (Infra)	3.05%
TVS Motor Company Limited	Manufacture of Other Transport Equipment	2.88%
Others		47.69%
<b>Money Market, Deposits &amp; Other</b>		<b>12.75%</b>
<b>Total</b>		<b>100.00%</b>

### Asset Class

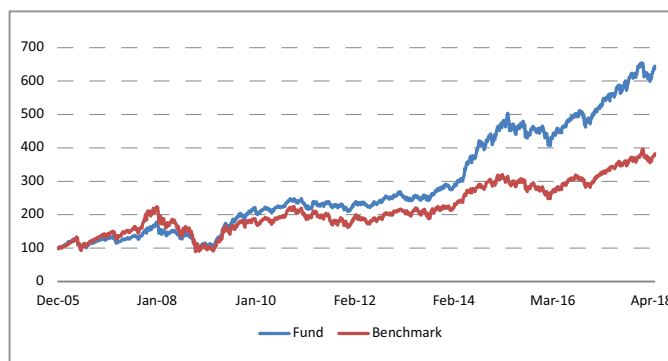


\*Others includes Equity, CBLO, Net receivable/payable and FD

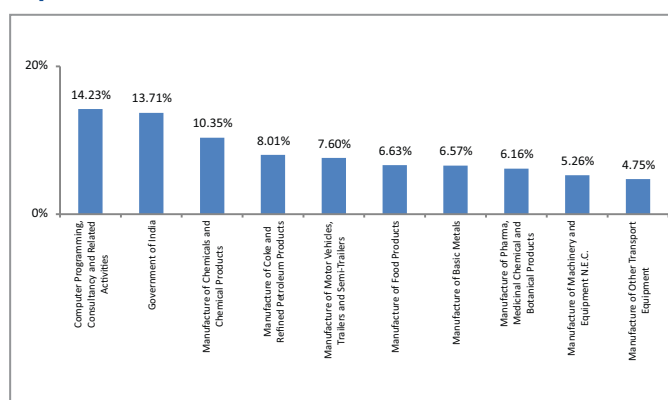
### Fund Details

Description	
SFIN Number	ULIF02017/12/05PUREEQFUND116
Launch Date	17-Dec-05
Face Value	10
Risk Profile	Very High
Benchmark	Nifty 50 Index
Fund Manager Name	Sampath Reddy, Reshma Banda
Number of funds managed by fund manager:	Sampath Reddy      Reshma Banda
Equity	19      28
Debt	-      -
Hybrid	9      25
NAV as on 30-April-18	64.4206
AUM (Rs. Cr)	44.86
Equity	87.25%
Debt	13.71%
Net current asset	-0.96%

### Growth of Rs. 100



### Top 10 Sectors



Note: 'Financial & insurance activities' sector includes exposure to 'Fixed Deposits' & 'Certificate of Deposits'.

### Performance

Period	1 Month	6 Months	1 Year	2 Years	3 Years	Inception
Fund	6.46%	4.40%	16.91%	19.50%	12.06%	16.24%
Benchmark	6.19%	3.91%	15.43%	16.94%	9.48%	11.44%

Returns less than or equal to 1 year are absolute. Returns greater than 1 year are compounded annualised growth rate (CAGR). Past performance is not indicative of future performance