

INVESTMENT'Z INSIGHT

Monthly Investment Update September 2017

Index

EQUITY FUNDS

Accelerator Mid-Cap Fund	1
Equity Growth Fund	2
Equity Index Fund II	3
Pure Stock Fund	4
Premier Equity Growth Fund	5
Premier Equity Index Fund	6
Equity Growth Fund II	7
Accelerator Mid-Cap Fund II	8
Accelerator Mid-Cap Pension Fund	9
Equity Growth Pension Fund	10
Equity Index Pension Fund II	11
Pure Stock Pension Fund	12
Equity Fund	13
Equity Gain Fund	14
Equity Index Fund	15
Equity Index Pension Fund	16
Equity Mid-Cap Fund	17
Equity Mid-Cap Pension Fund	18
Equity Mid-Cap Plus Fund	19
Equity Plus Fund	20
Equity Plus Pension Fund	21
Premier Equity Fund	22
Premier Equity Gain Fund	23
Pure Equity Fund	24
Blue Chip Equity Fund	25
Pure Stock Fund II	26

HYBRID FUNDS

Asset Allocation Fund	27
Asset Allocation Pension Fund	29
Asset Allocation Fund II	30

DEBT FUNDS

Bond Fund	32
Premier Bond Fund	33
Bond Pension Fund	34
Debt Fund	35
Debt Plus Fund	36
Debt Plus Pension Fund	37
Life Long Gain Fund	38
Premier Debt Fund	39

LIQUID FUNDS

Liquid Fund	40
Liquid Pension Fund	41
Cash Fund	42
Cash Plus Fund	43
Cash Plus Pension Fund	44

GUARANTEE FUNDS

Max Gain Fund I	45
Max Gain Fund II	46
Shield Plus Fund I	47
Shield Plus Fund II	48
Shield Plus Fund III	49

Index

GUARANTEE FUNDS	
Growth Plus Fund I	50
Growth Plus Fund II	51
Growth Plus Fund III	52
Capital Guarantee Fund – SP (2017)	53
Assured Return Fund	54
Guaranteed Bond Fund	55
Shield Plus Fund- IV	56
Pension Builder Fund	57
Balanced Equity Fund	58
Builder Bond Fund	59
DISCONTINUED FUNDS	
Discontinued Pension Policy Fund	60
Discontinued Life Policy Fund	61

Fund Performance Summary

ASSET PROFILE

Asset Class	Asset Allocation Fund	Cash Funds	Debt Funds	Equity Funds Large Cap	Equity Mid Cap	Index Funds	Ethical Funds
Equity Shares	55.54%	0.00%	0.00%	86.91%	93.79%	98.24%	88.09%
Money Market Instruments	7.68%	99.23%	9.79%	5.60%	6.21%	1.76%	11.91%
Fixed Deposits	1.68%	0.77%	3.24%	0.00%	0.00%	0.00%	0.00%
Non Convertible Debentures	8.79%	0.00%	37.22%	0.00%	0.00%	0.00%	0.00%
Govt Securities	26.31%	0.00%	49.76%	0.00%	0.00%	0.00%	0.00%
Equity ETF	0.00%	0.00%	0.00%	7.49%	0.00%	0.00%	0.00%
Grand Total	100.00%	100.00%	100.00%	100.00%	100.00%	100.00%	100.00%

FUND PERFORMANCE SUMMARY

Type	FUND NAMES	SFIN Code	Absolute Return				CAGR Return				
			1 Month	3 month	6 month	1 Year	2 Year	3 Year	5 Year	Returns since Inception CAGR	Inception Date
Asset Allocation	Asset Allocation Fund	ULIF04528/09/07ASSETALLO116	-0.68%	2.19%	5.52%	11.25%	10.55%	10.29%	13.11%	10.27%	01-Oct-07
Asset Allocation	Asset Allocation Fund II	ULIF07205/12/13ASSETALLO2116	-0.72%	1.99%	5.51%	11.43%	10.60%	12.12%	-	12.52%	31-Mar-14
Asset Allocation	Asset Allocation Pension Fund	ULIF04628/01/08ASALLOCPEN116	-0.66%	2.30%	5.49%	11.46%	10.92%	10.77%	13.67%	10.23%	27-Jan-08
	CRISIL Balanced Fund - Aggressive Index		-0.83%	2.42%	5.95%	11.80%	10.72%	8.57%	10.92%		
Cash Fund	Cash Fund	ULIF00215/01/04CASHFUNDLI116	0.28%	0.89%	1.86%	4.27%	5.07%	5.55%	6.11%	6.07%	15-Jan-04
Cash Fund	Cash Plus Fund	ULIF01023/07/04CASHPLUSFU116	0.44%	1.38%	2.83%	6.33%	7.19%	7.65%	8.13%	8.07%	23-Jul-04
Cash Fund	Cash Plus Pension Fund	ULIF01618/11/04CASHPLUSPEN116	0.45%	1.38%	2.74%	6.13%	7.11%	7.48%	8.09%	8.32%	18-Nov-04
Cash Fund	Liquid Fund	ULIF02510/07/06LIQUIDFUND116	0.42%	1.30%	2.64%	6.06%	6.84%	7.34%	7.86%	8.29%	10-Jul-06
Cash Fund	Liquid Pension Fund	ULIF04124/07/06LIQPENFUND116	0.41%	1.28%	2.60%	5.75%	6.79%	7.17%	7.75%	8.33%	24-Jul-06
	CRISIL Liquid Fund Index		0.52%	1.65%	3.31%	6.70%	7.19%	7.64%	8.19%		
DEBT FUNDS	Debt Fund	ULIF00415/01/04DEBTFUNDLI116	-0.23%	0.54%	2.38%	2.75%	6.42%	7.99%	7.30%	6.32%	15-Jan-04
DEBT FUNDS	Debt Plus Fund	ULIF00923/07/04DEBTPLUSFU116	0.03%	1.34%	3.80%	6.10%	7.57%	9.34%	8.89%	8.22%	23-Jul-04
DEBT FUNDS	Debt Plus Pension Fund	ULIF01518/11/04DEBTPLUSPEN116	-0.12%	1.18%	3.80%	6.74%	9.73%	10.81%	9.79%	9.11%	18-Nov-04
DEBT FUNDS	Premier Debt Fund	ULIF02317/12/05PRERDEBTFU116	-0.29%	0.59%	2.30%	3.04%	6.55%	8.01%	7.45%	7.52%	17-Dec-05
DEBT FUNDS	Life Long Gain Fund	ULIF01123/07/04LIFELOGAIN116	-0.37%	0.34%	2.63%	4.04%	6.88%	8.14%	6.78%	5.45%	23-Jul-04
DEBT FUNDS	Bond Fund	ULIF02610/07/06BONDFUNDLI116	0.11%	1.35%	3.95%	6.84%	9.07%	10.48%	9.40%	9.23%	10-Jul-06
DEBT FUNDS	Premier Bond Fund	ULIF02821/07/06PREMIRBOND116	-0.19%	0.58%	2.04%	2.46%	5.82%	7.26%	6.69%	6.94%	21-Jul-06
DEBT FUNDS	Bond Pension Fund	ULIF03524/07/06BONDPENFUND116	-0.07%	1.05%	3.19%	4.77%	7.03%	9.02%	8.66%	9.18%	24-Jul-06
DEBT FUNDS	Guaranteed Bond Fund	ULIF06322/09/11GTEBONDFND116	0.36%	1.94%	4.08%	7.61%	8.59%	9.41%	8.74%	8.95%	05-Dec-11
	CRISIL Composite Bond Fund Index		0.04%	1.60%	4.43%	7.94%	9.69%	10.64%	9.35%		
LARGE CAP	Equity Gain Fund	ULIF00523/07/04EQGAINFUND116	0.04%	3.60%	6.96%	16.06%	13.20%	9.34%	15.62%	16.51%	23-Jul-04
LARGE CAP	Equity Plus Fund	ULIF00723/07/04EQPLUSFUND116	-0.36%	3.53%	7.23%	17.50%	15.40%	11.48%	15.85%	17.55%	23-Jul-04
LARGE CAP	Equity Plus Pension Fund	ULIF01218/11/04EQPLUSPEN116	0.16%	4.13%	7.98%	18.32%	15.07%	11.15%	16.12%	18.62%	18-Nov-04
LARGE CAP	Premier Equity Gain Fund	ULIF02217/12/05PREREGAIN116	0.08%	3.93%	7.58%	17.39%	14.05%	10.38%	15.17%	14.09%	17-Dec-05
LARGE CAP	Equity Growth Fund	ULIF02924/07/06EQGROWFUND116	0.06%	3.77%	7.41%	16.99%	14.28%	10.73%	15.89%	12.43%	24-Jul-06
LARGE CAP	Equity Growth Fund II	ULIF05106/01/10EQTYGROWO2116	0.00%	3.97%	7.50%	16.69%	15.11%	11.88%	16.56%	14.75%	06-Jan-10
LARGE CAP	Premier Equity Growth Fund	ULIF03824/07/06PREMEQGROW116	-0.01%	3.47%	6.95%	16.70%	13.55%	9.73%	14.50%	12.01%	24-Jul-06
LARGE CAP	Equity Growth Pension Fund	ULIF03624/07/06EQTYGROPEN116	0.16%	4.28%	8.20%	18.81%	15.34%	11.47%	16.35%	13.84%	24-Jul-06
LARGE CAP	Growth Plus Fund III	ULIF05926/10/10GROWPLUSO3116	-1.32%	1.98%	5.26%	11.97%	9.84%	7.96%	17.48%	15.10%	01-Nov-10
	Nifty 50 Index		-1.30%	2.81%	6.70%	13.67%	10.95%	7.11%	11.39%		
MID CAP	Equity Midcap Fund	ULIF01709/03/05EQUMIDFUND116	1.34%	5.23%	9.23%	23.24%	21.03%	17.03%	16.74%	16.19%	09-Mar-05
MID CAP	Equity Midcap Plus Fund	ULIF01809/03/05EQUMIDPLUS116	1.45%	5.59%	9.95%	25.08%	22.78%	18.79%	19.07%	19.41%	09-Mar-05
MID CAP	Equity Midcap Pension Fund	ULIF01909/03/05PRMIDCAPFUND116	1.32%	5.45%	9.73%	24.33%	22.45%	18.69%	21.89%	21.65%	09-Mar-05
MID CAP	Accelerator Mid Cap Fund	ULIF03124/07/06ACCEMIDCAP116	1.35%	5.33%	9.74%	25.11%	24.54%	19.50%	21.23%	16.74%	24-Jul-06
MID CAP	Accelerator Mid Cap Fund II	ULIF05206/01/10ACCMIDCAO2116	1.71%	5.86%	10.25%	25.82%	25.05%	20.36%	21.79%	16.36%	06-Jan-10
MID CAP	Accelerator Midcap Pension Fund	ULIF03324/07/06ACCEMIDPEN116	1.37%	5.49%	9.86%	25.42%	23.43%	19.43%	21.73%	17.52%	24-Jul-06
	Nifty Midcap 50 Index		-0.43%	3.71%	6.93%	18.38%	20.97%	14.43%	15.76%		
INDEX	Equity Fund	ULIF00315/01/04EQUITYFUND116	-1.39%	1.90%	5.16%	11.01%	9.09%	4.97%	9.88%	10.88%	15-Jan-04
INDEX	Equity Index Fund	ULIF00623/07/04EQINDEXFUND116	-1.28%	2.23%	5.88%	12.55%	10.60%	6.45%	11.38%	14.46%	23-Jul-04
INDEX	Equity Index Pension Fund	ULIF01318/11/04EQINDEXPEN116	-1.31%	2.19%	5.84%	12.54%	10.69%	6.53%	11.50%	13.80%	18-Nov-04
INDEX	Premier Equity Fund	ULIF02117/12/05PRMEREQFUND116	-1.42%	1.83%	5.08%	10.83%	9.01%	4.92%	9.93%	9.91%	17-Dec-05
INDEX	Equity Index Fund II	ULIF03024/07/06EQTYINDEXO2116	-1.30%	1.92%	5.62%	11.96%	9.89%	5.83%	10.52%	10.46%	24-Jul-06
INDEX	Premier Equity Index Fund	ULIF03924/07/06PREREQINDEX116	-1.41%	1.73%	4.87%	10.25%	8.38%	4.31%	9.14%	8.89%	24-Jul-06
INDEX	Equity Index Pension Fund II	ULIF03724/07/06EQINDEXPENO2116	-1.33%	2.16%	5.70%	12.20%	10.34%	6.13%	11.03%	10.51%	24-Jul-06
INDEX	Blue Chip Equity Fund	ULIF06026/10/10BLUECHIPFUND116	-1.31%	2.14%	5.71%	12.16%	10.19%	6.04%	11.49%	7.62%	01-Nov-10
	Nifty 50 Index		-1.30%	2.81%	6.70%	13.67%	10.95%	7.11%	11.39%		
Ethical Fund	Pure Equity Fund	ULIF02017/12/05PUREEQFUND116	-0.68%	3.90%	6.83%	16.01%	13.92%	11.75%	18.00%	16.06%	17-Dec-05
Ethical Fund	Pure Stock Fund	ULIF02721/07/06PURESTKFUND116	-0.65%	3.82%	6.83%	16.30%	14.00%	11.89%	18.69%	16.53%	21-Jul-06
Ethical Fund	Pure Stock Fund II	ULIF07709/01/2017PURESTKFUND116	-0.72%	1.28%	-	-	-	-	-	1.20%	05-Jun-17
Ethical Fund	Pure Stock Pension Fund	ULIF04717/04/08PURESTKPEN116	1.22%	5.68%	11.50%	15.92%	11.57%	14.00%	18.17%	17.00%	17-Apr-08
	Nifty 50 Index		-1.30%	2.81%	6.70%	13.67%	10.95%	7.11%	11.39%		
Others	Assured Return Fund	ULIF06127/01/11ASSRDRETRN116	0.15%	1.65%	3.68%	6.70%	8.13%	9.03%	8.23%	8.11%	28-Jan-11
Others	Balanced Equity Fund	ULIF07413/05/15BALEQTYFUND116	-0.61%	1.00%	3.20%	7.86%	-	-	-	10.21%	08-Mar-16
Others	Builder Bond Fund	ULIF07313/05/15BLDRBONDFND116	-0.31%	0.68%	2.67%	3.32%	-	-	-	7.58%	08-Mar-16
Others	Capital Guarantee Fund - 2017	ULIF04311/01/07CAPGTE2017116	0.27%	1.04%	2.15%	2.99%	5.13%	5.27%	8.02%	7.59%	11-Jan-07

FUND PERFORMANCE SUMMARY

[illegible]

September 2017

Accelerator Mid-Cap Fund

Fund Objective

To achieve capital appreciation by investing in a diversified basket of mid cap stocks and large cap stocks.

Portfolio Allocation

	Stated (%)	Actual (%)
Equity*	60 - 100	96.29
-Large Cap Stocks		39.11
-Mid Cap Stocks		60.89
Bank deposits and money market instruments	0 - 40	3.71
Net Current Assets*		-
Total		100.00

*Net current asset represents net of receivables and payables for investments held.
* Minimum 50% allocation to mid cap stocks

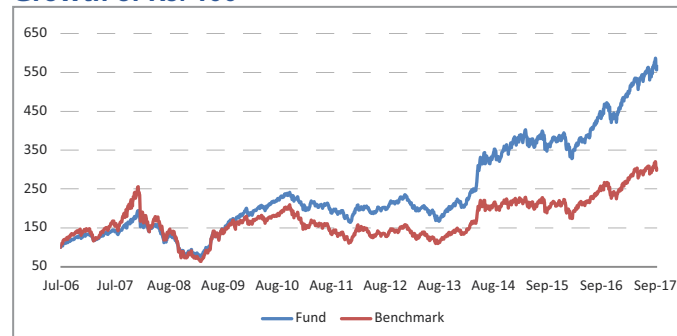
Portfolio

Company/Issuer	Sector/Rating	Exposure (%)
Equity		96.29%
Yes Bank Limited	Financial and Insurance Activities	5.85%
MRF Limited	Manufacture of Rubber and Plastics Products	4.03%
Gayatri Projects Limited	Civil Engineering	3.26%
MphasiS Limited	Computer Programming, Consultancy and Related Activities	3.25%
L&T Finance Holdings Limited	Financial and Insurance Activities	2.87%
Kotak Mahindra Bank Limited	Financial and Insurance Activities	2.68%
Gujarat State Petronet Limited	Land Transport and Transport Via Pipelines	2.63%
The Federal Bank Limited	Financial and Insurance Activities	2.52%
Suprajit Engineering Limited	Manufacture of Motor Vehicles, Trailers and Semi-Trailers	2.48%
TVS Motor Company Limited	Manufacture of Other Transport Equipment	2.43%
Others		64.30%
Money Market, Deposits & Other		3.71%
Total		100.00%

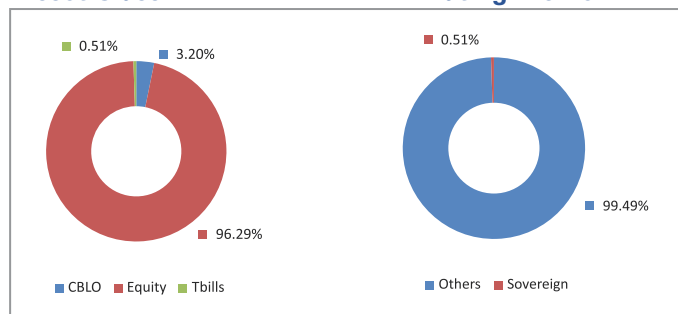
Fund Details

Description		
SFIN Number	ULIF03124/07/06ACCEMIDCAP116	
Launch Date	24-Jul-06	
Face Value	10	
Risk Profile	Very High	
Benchmark	NIFTY Midcap 50 Index	
Fund Manager Name	Sampath Reddy, Reshma Banda	
Number of funds managed by fund manager:	Sampath Reddy	Reshma Banda
Equity	19	28
Debt	-	-
Hybrid	10	25
NAV as on 30-September-17	56.5444	
AUM (Rs. Cr)	574.40	
Equity	96.29%	
Debt	3.71%	
Net current asset	0.00%	

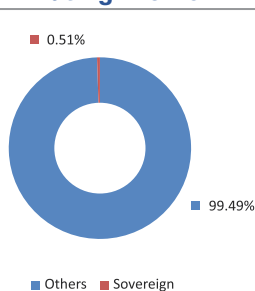
Growth of Rs. 100



Asset Class

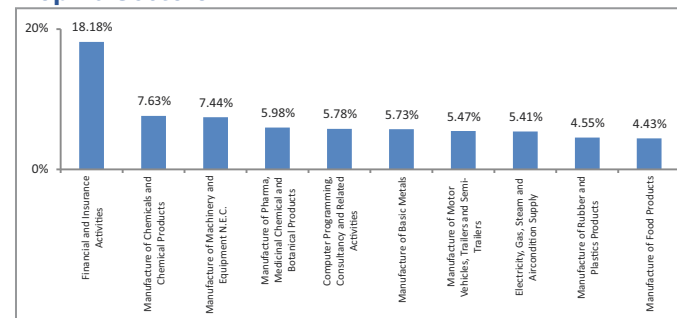


Rating Profile



*Others includes Equity, CBLO, Net receivable/payable and FD

Top 10 Sectors



Note : 'Financial & insurance activities' sector includes exposure to 'Fixed Deposits' & 'Certificate of Deposits'.

Performance

Period	1 Month	6 Months	1 Year	2 Years	3 Years	Inception
Fund	1.35%	9.74%	25.11%	24.54%	19.50%	16.74%
Benchmark	-0.43%	6.93%	18.38%	20.97%	14.43%	10.35%

Returns less than or equal to 1 year are absolute. Returns greater than 1 year are compounded annualised growth rate (CAGR). Past performance is not indicative of future performance

September 2017

Equity Growth Fund

Fund Objective

To provide capital appreciation through investment in select equity stocks those have the potential for capital appreciation.

Portfolio Allocation

	Stated (%)	Actual (%)
Equity	60 - 100	94.81
Bank deposits and money market instruments	0 - 40	5.39
Net Current Assets*		-0.20
Total		100.00

*Net current asset represents net of receivables and payables for investments held.

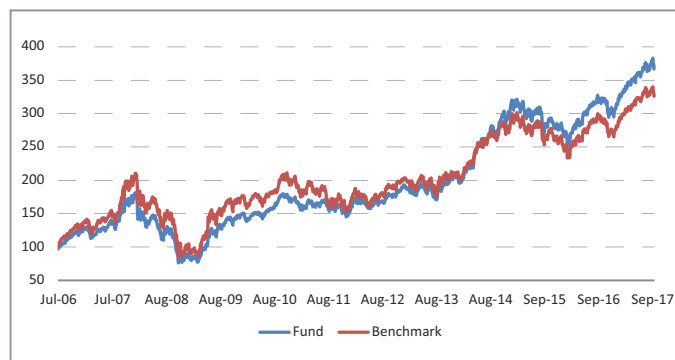
Portfolio

Company/Issuer	Sector/Rating	Exposure (%)
Equity		94.81%
HDFC Bank Limited	Financial and Insurance Activities	7.53%
Infosys Limited	Computer Programming, Consultancy and Related Activities	6.22%
Yes Bank Limited	Financial and Insurance Activities	5.55%
Kotak Mahindra Bank Limited	Financial and Insurance Activities	4.76%
Hindalco Industries Limited	Manufacture of Basic Metals	4.74%
Kotak Mahindra MF - Kotak Banking ETF - Dividend Payout Option	Mutual Fund	4.68%
Maruti Suzuki India Limited	Manufacture of Motor Vehicles, Trailers and Semi-Trailers	4.67%
ITC Limited	Manufacture of Tobacco Products	3.99%
IndusInd Bank Limited	Financial and Insurance Activities	3.81%
HCL Technologies Limited	Computer Programming, Consultancy and Related Activities	3.01%
Others		45.84%
Money Market, Deposits & Other		5.19%
Total		100.00%

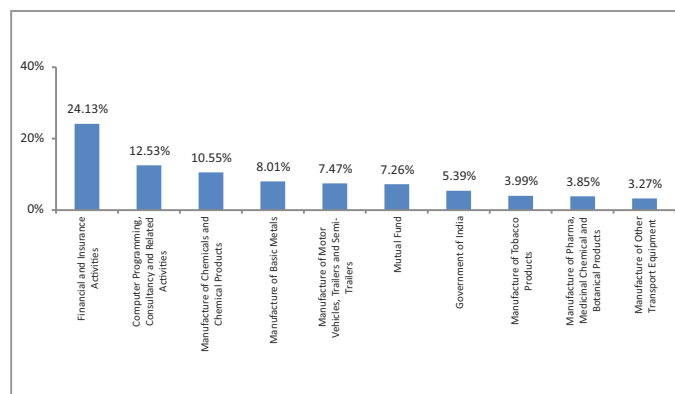
Fund Details

Description		
SFIN Number	ULIF02924/07/06EQGROWFUND116	
Launch Date	24-Jul-06	
Face Value	10	
Risk Profile	Very High	
Benchmark	Nifty 50 Index	
Fund Manager Name	Sampath Reddy, Reshma Banda	
Number of funds managed by fund manager:	Sampath Reddy	Reshma Banda
Equity	19	28
Debt	-	-
Hybrid	10	25
NAV as on 30-September-17	37.1299	
AUM (Rs. Cr)	3,198.11	
Equity	94.81%	
Debt	5.39%	
Net current asset	-0.20%	

Growth of Rs. 100

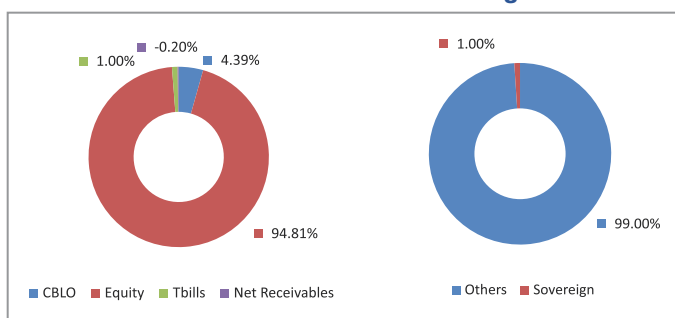


Top 10 Sectors

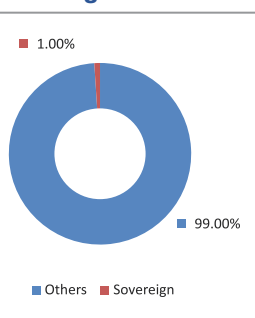


Note : 'Financial & insurance activities' sector includes exposure to 'Fixed Deposits' & 'Certificate of Deposits'.

Asset Class



Rating Profile



*Others includes Equity, CBLO, Net receivable/payable and FD

Performance

Period	1 Month	6 Months	1 Year	2 Years	3 Years	Inception
Fund	0.06%	7.41%	16.99%	14.28%	10.73%	12.43%
Benchmark	-1.30%	6.70%	13.67%	10.95%	7.11%	11.19%

Returns less than or equal to 1 year are absolute. Returns greater than 1 year are compounded annualised growth rate (CAGR). Past performance is not indicative of future performance

September 2017

Equity Index Fund II

Fund Objective

To provide capital appreciation through investment in equities forming part of National Stock Exchange NIFTY.

Portfolio Allocation

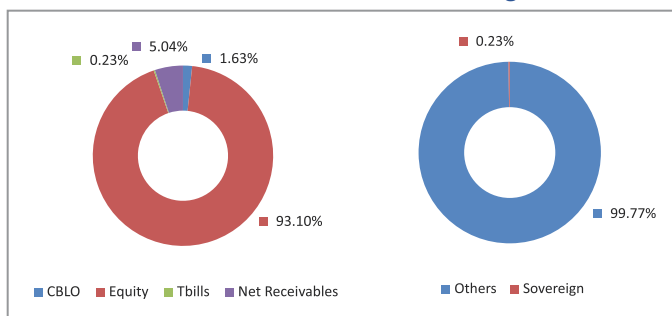
	Stated (%)	Actual (%)
Equity	60 - 100	93.10
Bank deposits and money market instruments	0 - 40	1.86
Net Current Assets*		5.04
Total		100.00

*Net current asset represents net of receivables and payables for investments held.

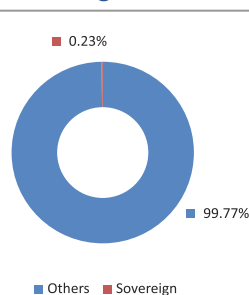
Portfolio

Company/Issuer	Sector/Rating	Exposure (%)
Equity		93.10%
HDFC Bank Limited	Financial and Insurance Activities	8.64%
ITC Limited	Manufacture of Tobacco Products	7.04%
Reliance Industries Limited	Manufacture of Coke and Refined Petroleum Products	6.15%
Infosys Limited	Computer Programming, Consultancy and Related Activities	5.32%
Housing Development Finance Corporation Limited	Financial and Insurance Activities	5.07%
ICICI Bank Limited	Financial and Insurance Activities	4.44%
Larsen & Toubro Limited	Civil Engineering (Infra)	3.66%
Maruti Suzuki India Limited	Manufacture of Motor Vehicles, Trailers and Semi-Trailers	3.26%
Hindustan Unilever Limited	Manufacture of Chemicals and Chemical Products	3.22%
Tata Consultancy Services Limited	Computer Programming, Consultancy and Related Activities	2.85%
Others		43.47%
Money Market, Deposits & Other		6.90%
Total		100.00%

Asset Class



Rating Profile

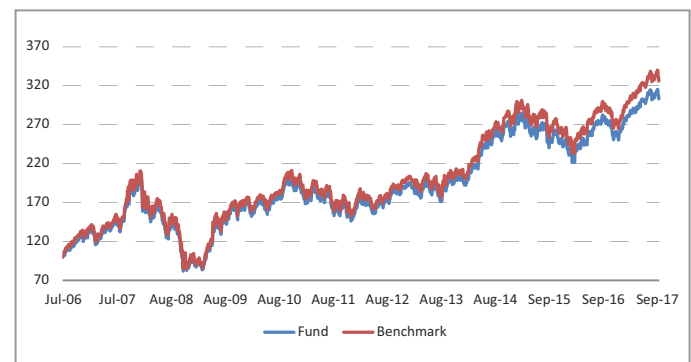


*Others includes Equity, CBLO, Net receivable/payable and FD

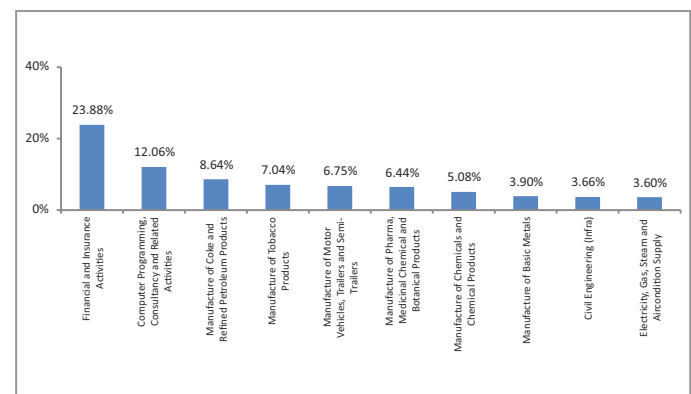
Fund Details

Description	
SFIN Number	ULIF03024/07/06EQTYINDX02116
Launch Date	24-Jul-06
Face Value	10
Risk Profile	High
Benchmark	Nifty 50 Index
Fund Manager Name	Reshma Banda
Number of funds managed by fund manager:	
Equity	28
Debt	-
Hybrid	25
NAV as on 30-September-17	30.4447
AUM (Rs. Cr)	2,996.50
Equity	93.10%
Debt	1.86%
Net current asset	5.04%

Growth of Rs. 100



Top 10 Sectors



Note : 'Financial & insurance activities' sector includes exposure to 'Fixed Deposits' & 'Certificate of Deposits'.

Performance

Period	1 Month	6 Months	1 Year	2 Years	3 Years	Inception
Fund	-1.30%	5.62%	11.96%	9.89%	5.83%	10.46%
Benchmark	-1.30%	6.70%	13.67%	10.95%	7.11%	11.19%

Returns less than or equal to 1 year are absolute. Returns greater than 1 year are compounded annualised growth rate (CAGR). Past performance is not indicative of future performance

September 2017

Pure Stock Fund

Fund Objective

To specifically exclude companies dealing in gambling, contests, liquor, entertainment (films, TV etc.), hotels, banks and financial institutions.

Portfolio Allocation

	Stated (%)	Actual (%)
Equity	60 - 100	89.22
Money market and Mutual Fund	0 - 40	10.58
Net Current Assets*		0.21
Total		100.00

*Net current asset represents net of receivables and payables for investments held.

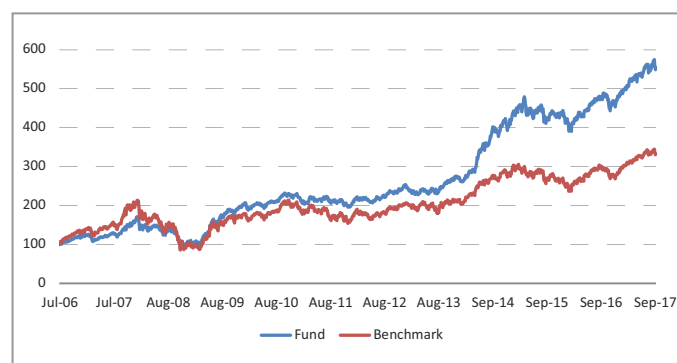
Portfolio

Company/Issuer	Sector/Rating	Exposure (%)
Equity		89.22%
Reliance Industries Limited	Manufacture of Coke and Refined Petroleum Products	4.69%
Infosys Limited	Computer Programming, Consultancy and Related Activities	4.66%
Hindalco Industries Limited	Manufacture of Basic Metals	4.35%
Maruti Suzuki India Limited	Manufacture of Motor Vehicles, Trailers and Semi-Trailers	3.78%
Nestle India Limited	Manufacture of Food Products	3.77%
Larsen & Toubro Limited	Civil Engineering (Infra)	3.70%
Hindustan Unilever Limited	Manufacture of Chemicals and Chemical Products	3.51%
HCL Technologies Limited	Computer Programming, Consultancy and Related Activities	2.88%
Johnson Controls - Hitachi Air Conditioning India Limited	Manufacture of Machinery and Equipment N.E.C.	2.54%
Godrej Consumer Products Limited	Manufacture of Chemicals and Chemical Products	2.24%
Others		53.09%
Money Market, Deposits & Other		10.78%
Total		100.00%

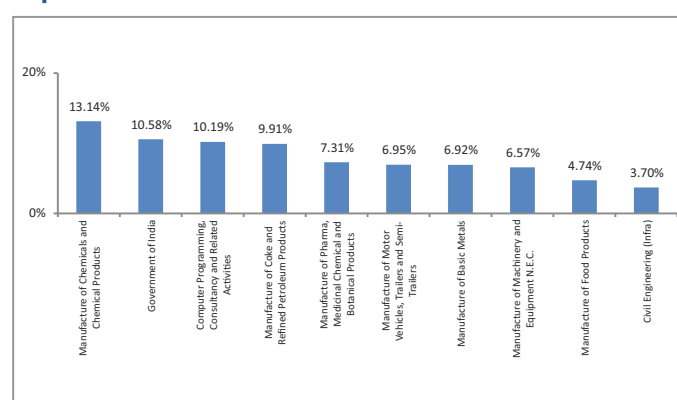
Fund Details

Description	
SFIN Number	ULIF02721/07/06PURESTKFUN116
Launch Date	21-Jul-06
Face Value	10
Risk Profile	Very High
Benchmark	Nifty 50 Index
Fund Manager Name	Sampath Reddy, Reshma Banda
Number of funds managed by fund manager:	Sampath Reddy Reshma Banda
Equity	19 28
Debt	- -
Hybrid	10 25
NAV as on 30-September-17	55.5197
AUM (Rs. Cr)	833.41
Equity	89.22%
Debt	10.58%
Net current asset	0.21%

Growth of Rs. 100

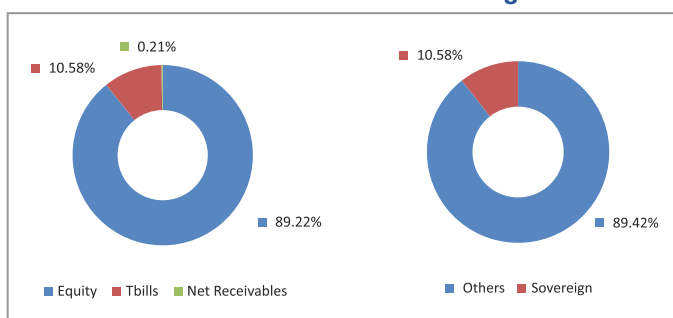


Top 10 Sectors

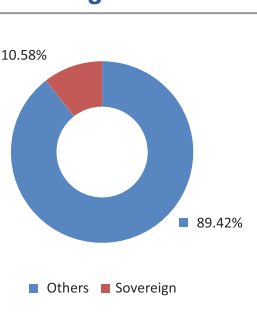


Note : 'Financial & insurance activities' sector includes exposure to 'Fixed Deposits' & 'Certificate of Deposits'.

Asset Class



Rating Profile



*Others includes Equity, CBLO, Net receivable/payable and FD

Performance

Period	1 Month	6 Months	1 Year	2 Years	3 Years	Inception
Fund	-0.65%	6.83%	16.30%	14.00%	11.89%	16.53%
Benchmark	-1.30%	6.70%	13.67%	10.95%	7.11%	11.32%

Returns less than or equal to 1 year are absolute. Returns greater than 1 year are compounded annualised growth rate (CAGR). Past performance is not indicative of future performance

September 2017

Premier Equity Growth Fund

Fund Objective

To provide capital appreciation through investment in selected equity stocks that have the potential for capital appreciation.

Portfolio Allocation

	Stated (%)	Actual (%)
Equity*	60 - 100	99.73
Bank deposits and money market instruments	0 - 40	0.15
Net Current Assets*		0.12
Total		100.00

*Net current asset represents net of receivables and payables for investments held.

*Including Share Warrants

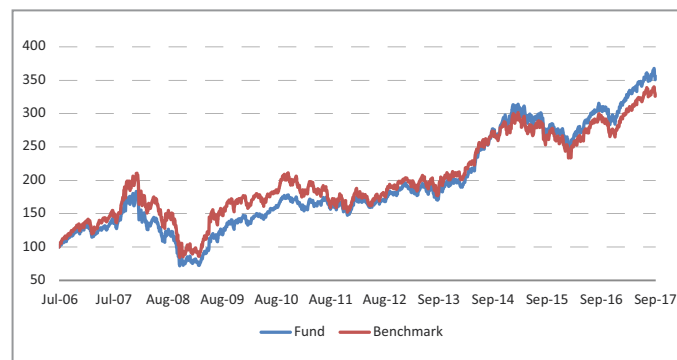
Portfolio

Company/Issuer	Sector/Rating	Exposure (%)
Equity		99.73%
HDFC Bank Limited	Financial and Insurance Activities	7.32%
Hindalco Industries Limited	Manufacture of Basic Metals	5.58%
Infosys Limited	Computer Programming, Consultancy and Related Activities	5.22%
Yes Bank Limited	Financial and Insurance Activities	5.20%
Kotak Mahindra MF - Kotak Banking ETF - Dividend Payout Option	Mutual Fund	4.93%
Maruti Suzuki India Limited	Manufacture of Motor Vehicles, Trailers and Semi-Trailers	4.88%
Kotak Mahindra Bank Limited	Financial and Insurance Activities	4.70%
IndusInd Bank Limited	Financial and Insurance Activities	4.47%
R*Shares Bank BeES	Mutual Fund	4.05%
ITC Limited	Manufacture of Tobacco Products	3.98%
Others		49.39%
Money Market, Deposits & Other		0.27%
Total		100.00%

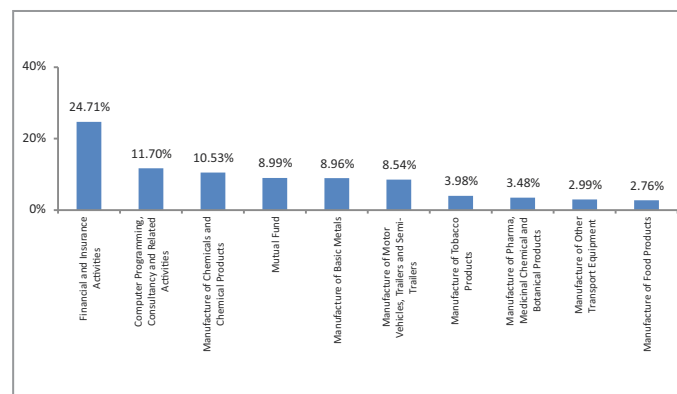
Fund Details

Description		
SFIN Number	ULIF03824/07/06PREMEQGROW116	
Launch Date	24-Jul-06	
Face Value	10	
Risk Profile	Very High	
Benchmark	Nifty 50 Index	
Fund Manager Name	Sampath Reddy, Reshma Banda	
Number of funds managed by fund manager:	Sampath Reddy	Reshma Banda
Equity	19	28
Debt	-	-
Hybrid	10	25
NAV as on 30-September-17	35.5799	
AUM (Rs. Cr)	38.70	
Equity	99.73%	
Debt	0.15%	
Net current asset	0.12%	

Growth of Rs. 100

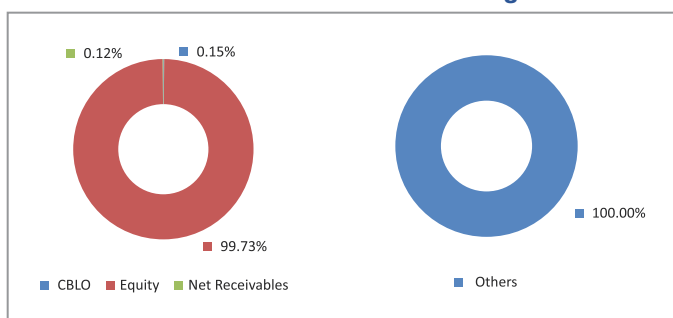


Top 10 Sectors

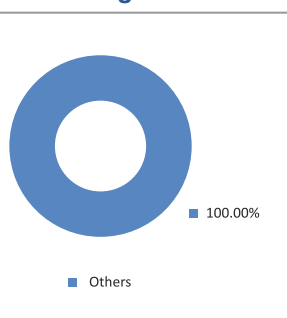


Note : 'Financial & insurance activities' sector includes exposure to 'Fixed Deposits' & 'Certificate of Deposits'.

Asset Class



Rating Profile



*Others includes Equity, CBLO, Net receivable/payable and FD

Performance

Period	1 Month	6 Months	1 Year	2 Years	3 Years	Inception
Fund	-0.01%	6.95%	16.70%	13.55%	9.73%	12.01%
Benchmark	-1.30%	6.70%	13.67%	10.95%	7.11%	11.19%

Returns less than or equal to 1 year are absolute. Returns greater than 1 year are compounded annualised growth rate (CAGR). Past performance is not indicative of future performance

September 2017

Premier Equity Index Fund

Fund Objective

To provide capital appreciation through investment in equities forming part of NSE NIFTY.

Portfolio Allocation

	Stated (%)	Actual (%)
Equity	60 - 100	99.06
Bank deposits and money market instruments	0 - 40	0.88
Net Current Assets*		0.07
Total		100.00

*Net current asset represents net of receivables and payables for investments held.

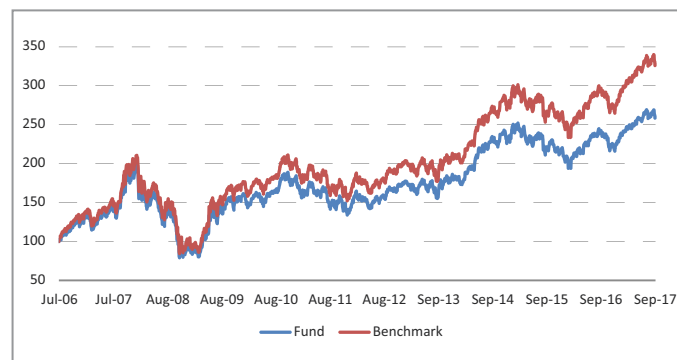
Portfolio

Company/Issuer	Sector/Rating	Exposure (%)
Equity		99.06%
HDFC Bank Limited	Financial and Insurance Activities	8.56%
Reliance Industries Limited	Manufacture of Coke and Refined Petroleum Products	7.84%
ITC Limited	Manufacture of Tobacco Products	6.97%
Infosys Limited	Computer Programming, Consultancy and Related Activities	5.06%
Housing Development Finance Corporation Limited	Financial and Insurance Activities	5.02%
ICICI Bank Limited	Financial and Insurance Activities	4.40%
Larsen & Toubro Limited	Civil Engineering (Infra)	4.01%
Hindustan Unilever Limited	Manufacture of Chemicals and Chemical Products	3.92%
Maruti Suzuki India Limited	Manufacture of Motor Vehicles, Trailers and Semi-Trailers	3.23%
Tata Motors Limited	Manufacture of Motor Vehicles, Trailers and Semi-Trailers	2.85%
Others		47.20%
Money Market, Deposits & Other		0.94%
Total		100.00%

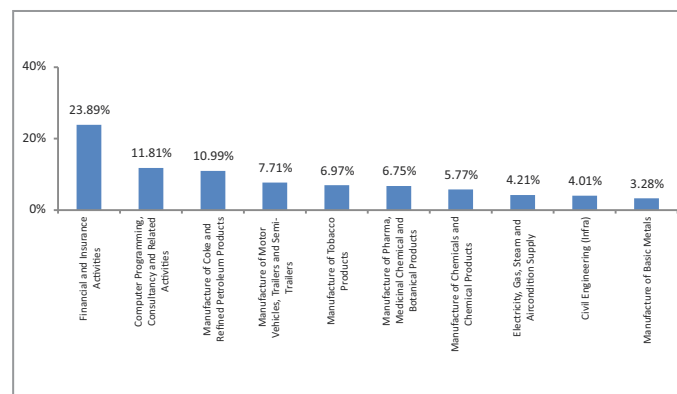
Fund Details

Description	
SFIN Number	ULIF03924/07/06PREREQINDX116
Launch Date	24-Jul-06
Face Value	10
Risk Profile	High
Benchmark	Nifty 50 Index
Fund Manager Name	Reshma Banda
Number of funds managed by fund manager:	
Equity	28
Debt	-
Hybrid	25
NAV as on 30-September-17	25.9564
AUM (Rs. Cr)	29.63
Equity	99.06%
Debt	0.88%
Net current asset	0.07%

Growth of Rs. 100

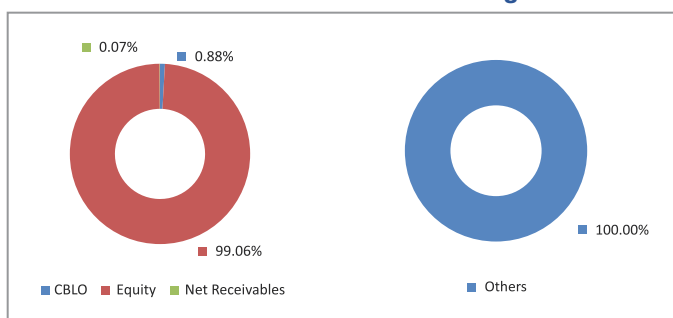


Top 10 Sectors



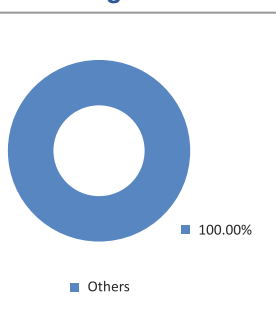
Note : 'Financial & insurance activities' sector includes exposure to 'Fixed Deposits' & 'Certificate of Deposits'.

Asset Class



*Others includes Equity, CBLO, Net receivable/payable and FD

Rating Profile



Performance

Period	1 Month	6 Months	1 Year	2 Years	3 Years	Inception
Fund	-1.41%	4.87%	10.25%	8.38%	4.31%	8.89%
Benchmark	-1.30%	6.70%	13.67%	10.95%	7.11%	11.19%

Returns less than or equal to 1 year are absolute. Returns greater than 1 year are compounded annualised growth rate (CAGR). Past performance is not indicative of future performance

September 2017

Equity Growth Fund II

Fund Objective

To provide capital appreciation through investment in selected equity stocks that have the potential for capital appreciation.

Portfolio Allocation

	Stated (%)	Actual (%)
Equity	60 - 100	93.14
Bank deposits and money market instruments	0 - 40	7.96
Net Current Assets*		-1.09
Total		100.00

*Net current asset represents net of receivables and payables for investments held.

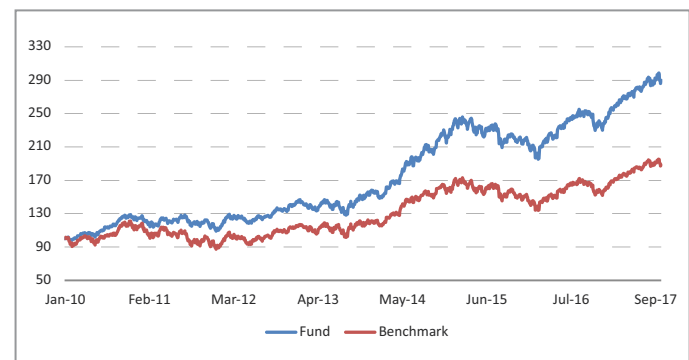
Portfolio

Company/Issuer	Sector/Rating	Exposure (%)
Equity		93.14%
HDFC Bank Limited	Financial and Insurance Activities	7.68%
Infosys Limited	Computer Programming, Consultancy and Related Activities	7.62%
Yes Bank Limited	Financial and Insurance Activities	5.64%
Hindalco Industries Limited	Manufacture of Basic Metals	5.33%
Kotak Mahindra MF - Kotak Banking ETF - Dividend Payout Option	Mutual Fund	4.48%
Kotak Mahindra Bank Limited	Financial and Insurance Activities	4.47%
Maruti Suzuki India Limited	Manufacture of Motor Vehicles, Trailers and Semi-Trailers	3.86%
HCL Technologies Limited	Computer Programming, Consultancy and Related Activities	3.79%
ITC Limited	Manufacture of Tobacco Products	3.33%
Hindustan Zinc Limited	Manufacture of Basic Metals	3.33%
Others		43.60%
Money Market, Deposits & Other		6.86%
Total		100.00%

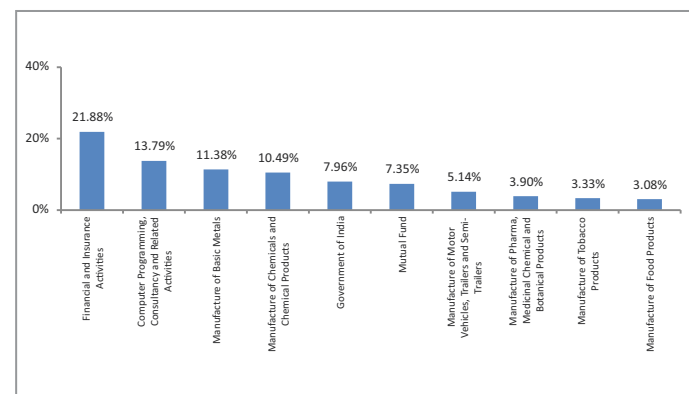
Fund Details

Description		
SFIN Number	ULIF05106/01/10EQTYGROW02116	
Launch Date	06-Jan-10	
Face Value	10	
Risk Profile	Very High	
Benchmark	Nifty 50 Index	
Fund Manager Name	Sampath Reddy, Reshma Banda	
Number of funds managed by fund manager:	Sampath Reddy	Reshma Banda
Equity	19	28
Debt	-	-
Hybrid	10	25
NAV as on 30-September-17	28.9908	
AUM (Rs. Cr)	1,305.79	
Equity	93.14%	
Debt	7.96%	
Net current asset	-1.09%	

Growth of Rs. 100

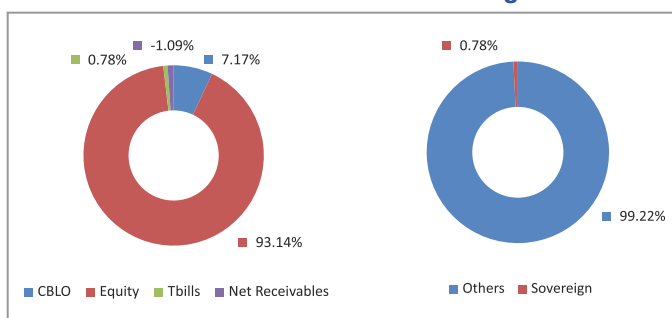


Top 10 Sectors

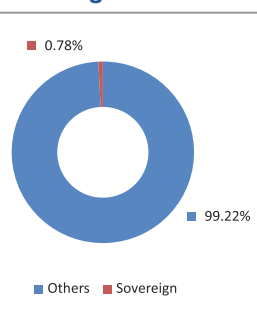


Note : 'Financial & insurance activities' sector includes exposure to 'Fixed Deposits' & 'Certificate of Deposits'.

Asset Class



Rating Profile



*Others includes Equity, CBLO, Net receivable/payable and FD

Performance

Period	1 Month	6 Months	1 Year	2 Years	3 Years	Inception
Fund	0.00%	7.50%	16.69%	15.11%	11.88%	14.75%
Benchmark	-1.30%	6.70%	13.67%	10.95%	7.11%	8.30%

Returns less than or equal to 1 year are absolute. Returns greater than 1 year are compounded annualised growth rate (CAGR). Past performance is not indicative of future performance

September 2017

Accelerator Mid-Cap Pension Fund

Fund Objective

To achieve capital appreciation by investing in a diversified basket of mid cap stocks and large cap stocks.

Portfolio Allocation

	Stated (%)	Actual (%)
Equity*	60 - 100	95.26
-Large Cap Stocks		40.42
-Mid Cap Stocks		59.58
Bank deposits and money market instruments	0 - 40	4.72
Net Current Assets*		0.01
Total		100.00

*Net current asset represents net of receivables and payables for investments held.
* Minimum 50% allocation to mid cap stocks

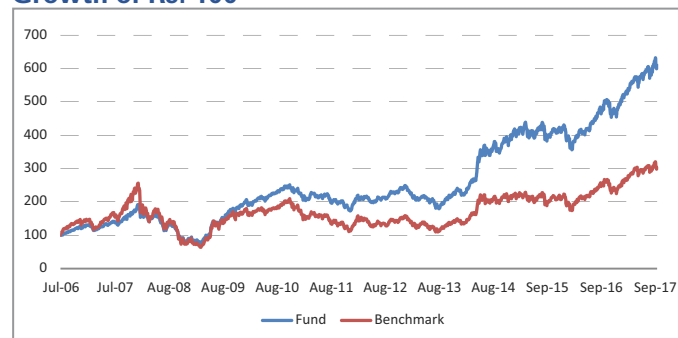
Portfolio

Company/Issuer	Sector/Rating	Exposure (%)
Equity		95.26%
Yes Bank Limited	Financial and Insurance Activities	5.50%
Hindalco Industries Limited	Manufacture of Basic Metals	3.86%
MRF Limited	Manufacture of Rubber and Plastics Products	3.54%
TVS Motor Company Limited	Manufacture of Other Transport Equipment	3.43%
Gayatri Projects Limited	Civil Engineering	3.12%
Mphasis Limited	Computer Programming, Consultancy and Related Activities	3.11%
L&T Finance Holdings Limited	Financial and Insurance Activities	2.75%
Jindal Steel & Power Limited	Manufacture of Basic Metals	2.70%
Kotak Mahindra Bank Limited	Financial and Insurance Activities	2.56%
Gujarat State Petronet Limited	Land Transport and Transport Via Pipelines	2.52%
Others		62.18%
Money Market, Deposits & Other		4.74%
Total		100.00%

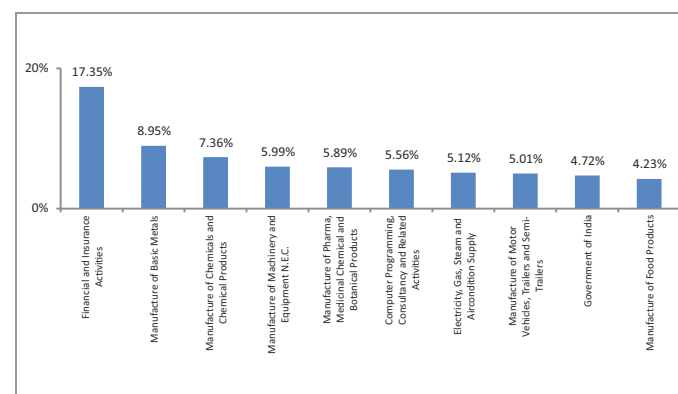
Fund Details

Description	
SFIN Number	ULIF03324/07/06ACCEMIDPEN116
Launch Date	24-Jul-06
Face Value	10
Risk Profile	Very High
Benchmark	NIFTY Midcap 50 Index
Fund Manager Name	Sampath Reddy, Reshma Banda
Number of funds managed by fund manager:	Sampath Reddy Reshma Banda
Equity	19 28
Debt	- -
Hybrid	10 25
NAV as on 30-September-17	60.9455
AUM (Rs. Cr)	63.50
Equity	95.26%
Debt	4.72%
Net current asset	0.01%

Growth of Rs. 100

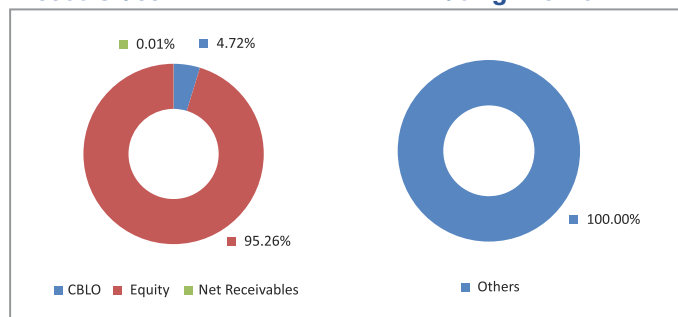


Top 10 Sectors



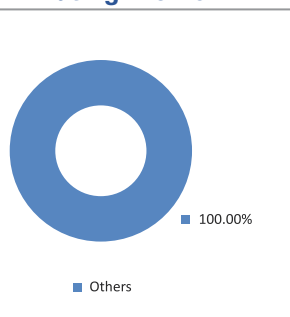
Note : 'Financial & insurance activities' sector includes exposure to 'Fixed Deposits' & 'Certificate of Deposits'.

Asset Class



*Others includes Equity, CBLO, Net receivable/payable and FD

Rating Profile



Performance

Period	1 Month	6 Months	1 Year	2 Years	3 Years	Inception
Fund	1.37%	9.86%	25.42%	23.43%	19.43%	17.52%
Benchmark	-0.43%	6.93%	18.38%	20.97%	14.43%	10.35%

Returns less than or equal to 1 year are absolute. Returns greater than 1 year are compounded annualised growth rate (CAGR). Past performance is not indicative of future performance

September 2017

Accelerator Mid-Cap Fund II

Fund Objective

To achieve capital appreciation by investing in a diversified basket of mid cap stocks and large cap stocks.

Portfolio Allocation

	Stated (%)	Actual (%)
Equity*	60 - 100	91.69
-Large Cap Stocks		39.03
-Mid Cap Stocks		60.97
Bank deposits and money market instruments	0 - 40	8.28
Net Current Assets*		0.03
Total		100.00

*Net current asset represents net of receivables and payables for investments held.

* Minimum 50% allocation to mid cap stocks

Portfolio

Company/Issuer	Sector/Rating	Exposure (%)
Equity		91.69%
Yes Bank Limited	Financial and Insurance Activities	5.40%
MRF Limited	Manufacture of Rubber and Plastics Products	3.76%
TVS Motor Company Limited	Manufacture of Other Transport Equipment	3.11%
Kotak Mahindra Bank Limited	Financial and Insurance Activities	2.97%
Gayatri Projects Limited	Civil Engineering	2.96%
Mphasis Limited	Computer Programming, Consultancy and Related Activities	2.95%
The Federal Bank Limited	Financial and Insurance Activities	2.64%
L&T Finance Holdings Limited	Financial and Insurance Activities	2.60%
Hindalco Industries Limited	Manufacture of Basic Metals	2.54%
Sun TV Network Limited	Programming and Broadcasting Activities	2.45%
Others		60.32%
Money Market, Deposits & Other		8.31%
Total		100.00%

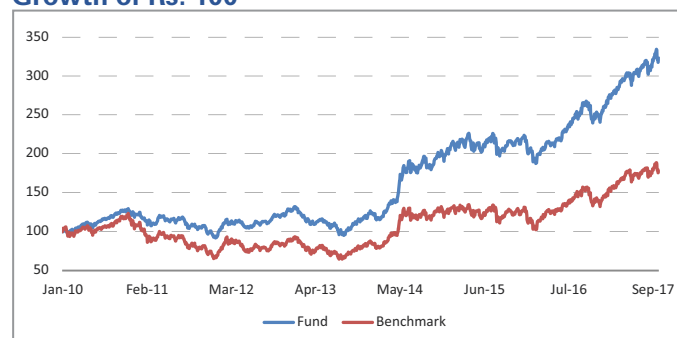
Fund Details

Description	
SFIN Number	ULIF05206/01/10ACCMIDCA02116
Launch Date	06-Jan-10
Face Value	10
Risk Profile	Very High
Benchmark	NIFTY Midcap 50 Index
Fund Manager Name	Sampath Reddy, Reshma Banda
Number of funds managed by fund manager:	Sampath Reddy Reshma Banda
Equity	19 28
Debt	- -
Hybrid	10 25
NAV as on 30-September-17	32.2941
AUM (Rs. Cr)	1,139.09
Equity	91.69%
Debt	8.28%
Net current asset	0.03%

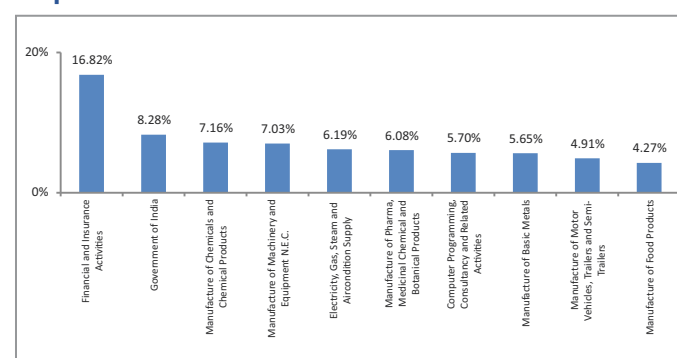
Quantitative Indicators

Modified Duration	0.02
-------------------	------

Growth of Rs. 100

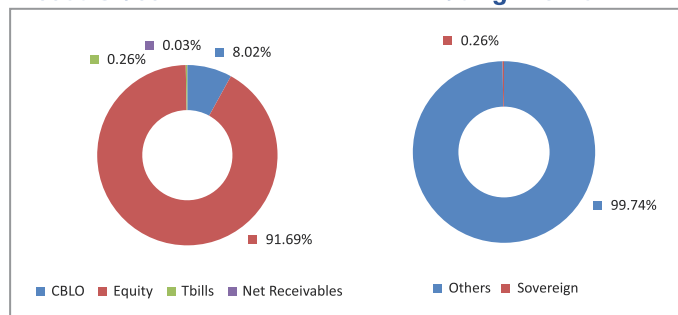


Top 10 Sectors

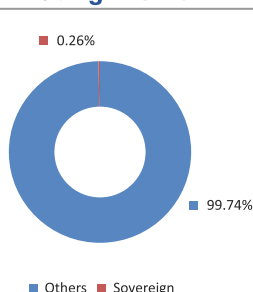


Note : 'Financial & insurance activities' sector includes exposure to 'Fixed Deposits' & 'Certificate of Deposits'.

Asset Class



Rating Profile



*Others includes Equity, CBLO, Net receivable/payable and FD

Performance

Period	1 Month	6 Months	1 Year	2 Years	3 Years	Inception
Fund	1.71%	10.25%	25.82%	25.05%	20.36%	16.36%
Benchmark	-0.43%	6.93%	18.38%	20.97%	14.43%	7.09%

Returns less than or equal to 1 year are absolute. Returns greater than 1 year are compounded annualised growth rate (CAGR). Past performance is not indicative of future performance

September 2017

Equity Growth Pension Fund

Fund Objective

To provide capital appreciation through investment in selected equity stocks those have the potential for capital appreciation.

Portfolio Allocation

	Stated (%)	Actual (%)
Equity	60 - 100	93.95
Bank deposits and money market instruments	0 - 40	6.02
Net Current Assets*		0.03
Total		100.00

*Net current asset represents net of receivables and payables for investments held.

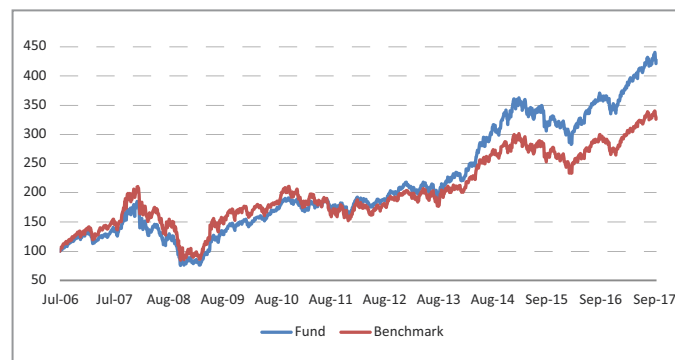
Portfolio

Company/Issuer	Sector/Rating	Exposure (%)
Equity		93.95%
HDFC Bank Limited	Financial and Insurance Activities	6.86%
Hindalco Industries Limited	Manufacture of Basic Metals	5.22%
Yes Bank Limited	Financial and Insurance Activities	4.88%
Infosys Limited	Computer Programming, Consultancy and Related Activities	4.85%
Kotak Mahindra MF - Kotak Banking ETF - Dividend Payout Option	Mutual Fund	4.68%
Maruti Suzuki India Limited	Manufacture of Motor Vehicles, Trailers and Semi-Trailers	4.57%
Kotak Mahindra Bank Limited	Financial and Insurance Activities	4.40%
IndusInd Bank Limited	Financial and Insurance Activities	4.19%
R*Shares Bank BeES	Mutual Fund	3.80%
ITC Limited	Manufacture of Tobacco Products	3.76%
Others		46.75%
Money Market, Deposits & Other		6.05%
Total		100.00%

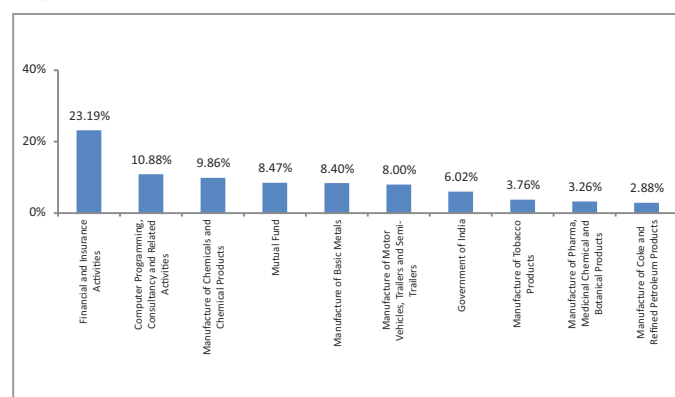
Fund Details

Description		
SFIN Number	ULIF03624/07/06EQTYGROPEN116	
Launch Date	24-Jul-06	
Face Value	10	
Risk Profile	Very High	
Benchmark	Nifty 50 Index	
Fund Manager Name	Sampath Reddy, Reshma Banda	
Number of funds managed by fund manager:	Sampath Reddy	Reshma Banda
Equity	19	28
Debt	-	-
Hybrid	10	25
NAV as on 30-September-17	42.6917	
AUM (Rs. Cr)	115.12	
Equity	93.95%	
Debt	6.02%	
Net current asset	0.03%	

Growth of Rs. 100

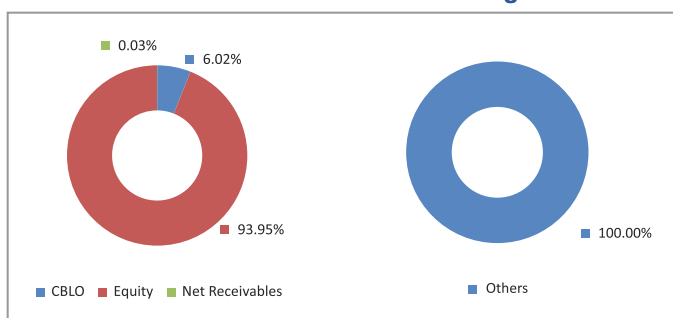


Top 10 Sectors



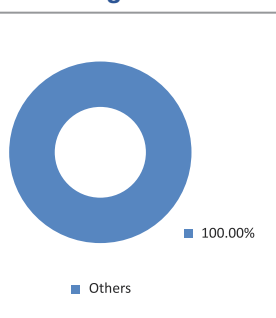
Note : 'Financial & insurance activities' sector includes exposure to 'Fixed Deposits' & 'Certificate of Deposits'.

Asset Class



*Others includes Equity, CBLO, Net receivable/payable and FD

Rating Profile



Performance

Period	1 Month	6 Months	1 Year	2 Years	3 Years	Inception
Fund	0.16%	8.20%	18.81%	15.34%	11.47%	13.84%
Benchmark	-1.30%	6.70%	13.67%	10.95%	7.11%	11.19%

Returns less than or equal to 1 year are absolute. Returns greater than 1 year are compounded annualised growth rate (CAGR). Past performance is not indicative of future performance

September 2017

Equity Index Pension Fund II

Fund Objective

To provide capital appreciation through investment in equities forming part of NSE NIFTY.

Portfolio Allocation

	Stated (%)	Actual (%)
Equity	60 - 100	99.34
Bank deposits and money market instruments	0 - 40	0.07
Net Current Assets*		0.59
Total		100.00

*Net current asset represents net of receivables and payables for investments held.

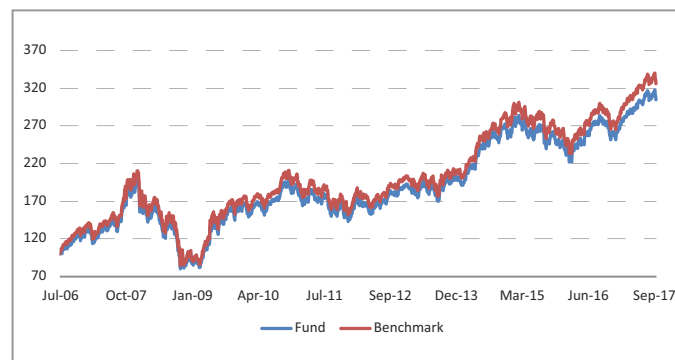
Portfolio

Company/Issuer	Sector/Rating	Exposure (%)
Equity		99.34%
HDFC Bank Limited	Financial and Insurance Activities	8.61%
Reliance Industries Limited	Manufacture of Coke and Refined Petroleum Products	7.89%
ITC Limited	Manufacture of Tobacco Products	7.02%
Infosys Limited	Computer Programming, Consultancy and Related Activities	5.09%
Housing Development Finance Corporation Limited	Financial and Insurance Activities	5.05%
ICICI Bank Limited	Financial and Insurance Activities	4.43%
Larsen & Toubro Limited	Civil Engineering (Infra)	4.02%
Hindustan Unilever Limited	Manufacture of Chemicals and Chemical Products	3.94%
Maruti Suzuki India Limited	Manufacture of Motor Vehicles, Trailers and Semi-Trailers	3.25%
Tata Motors Limited	Manufacture of Motor Vehicles, Trailers and Semi-Trailers	2.84%
Others		47.21%
Money Market, Deposits & Other		0.66%
Total		100.00%

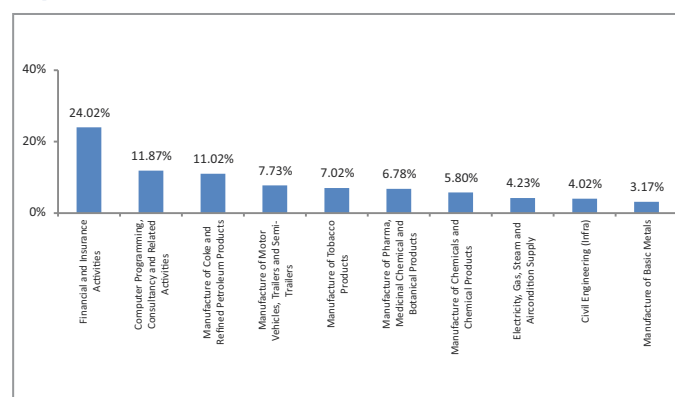
Fund Details

Description	
SFIN Number	ULIF03724/07/06EQINDPEN02116
Launch Date	24-Jul-06
Face Value	10
Risk Profile	High
Benchmark	Nifty 50 Index
Fund Manager Name	Reshma Banda
Number of funds managed by fund manager:	
Equity	28
Debt	-
Hybrid	25
NAV as on 30-September-17	30.6080
AUM (Rs. Cr)	175.46
Equity	99.34%
Debt	0.07%
Net current asset	0.59%

Growth of Rs. 100



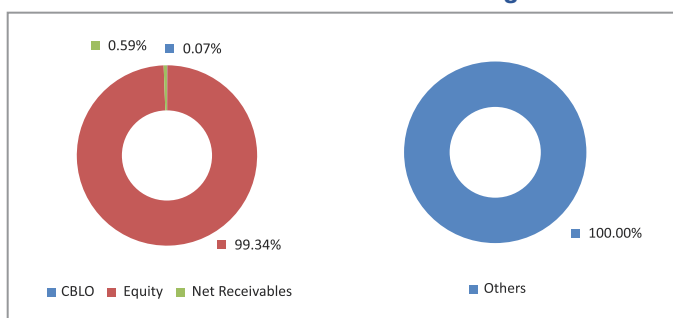
Top 10 Sectors



Note : 'Financial & insurance activities' sector includes exposure to 'Fixed Deposits' & 'Certificate of Deposits'.

Asset Class

Rating Profile



*Others includes Equity, CBLO, Net receivable/payable and FD

Performance

Period	1 Month	6 Months	1 Year	2 Years	3 Years	Inception
Fund	-1.33%	5.70%	12.20%	10.34%	6.13%	10.51%
Benchmark	-1.30%	6.70%	13.67%	10.95%	7.11%	11.19%

Returns less than or equal to 1 year are absolute. Returns greater than 1 year are compounded annualised growth rate (CAGR). Past performance is not indicative of future performance

September 2017

Pure Stock Pension Fund

Fund Objective

The investments in this fund will specifically exclude companies dealing in Gambling, Contests, Liquor, Entertainment (Films, TV etc.), Hotels, Banks and Financial Institutions.

Portfolio Allocation

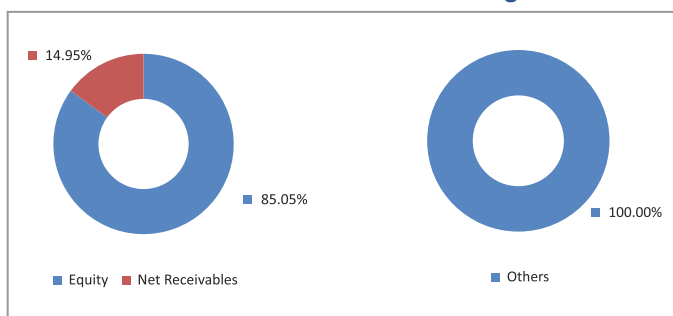
	Stated (%)	Actual (%)
Equity	60 - 100	85.05
Government treasury bills (Non-interest bearing)	0 - 40	-
Net Current Assets*		14.95
Total		100.00

*Net current asset represents net of receivables and payables for investments held.

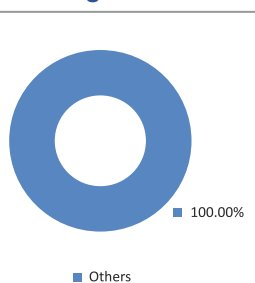
Portfolio

Company/Issuer	Sector/Rating	Exposure (%)
Equity		85.05%
Maruti Suzuki India Limited	Manufacture of Motor Vehicles, Trailers and Semi-Trailers	7.61%
Indraprastha Gas Limited	Electricity, Gas, Steam and Aircondition Supply	7.05%
Tech Mahindra Limited	Computer Programming, Consultancy and Related Activities	5.67%
Hero MotoCorp Limited	Manufacture of Other Transport Equipment	5.42%
Indian Oil Corporation Limited	Manufacture of Coke and Refined Petroleum Products	4.84%
KSB Pumps Limited	Manufacture of Machinery and Equipment N.E.C.	4.55%
Nestle India Limited	Manufacture of Food Products	4.41%
MRF Limited	Manufacture of Rubber and Plastics Products	4.10%
Motherson Sumi Systems Limited	Manufacture of Motor Vehicles, Trailers and Semi-Trailers	4.07%
Lupin Limited	Manufacture of Pharma, Medicinal Chemical and Botanical Products	3.95%
Others		33.38%
Money Market, Deposits & Other		14.95%
Total		100.00%

Asset Class



Rating Profile



*Others includes Equity, CBLO, Net receivable/payable and FD

Performance

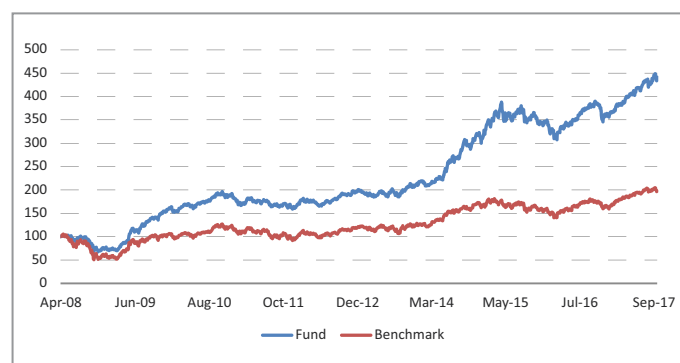
Period	1 Month	6 Months	1 Year	2 Years	3 Years	Inception
Fund	1.22%	11.50%	15.92%	11.57%	14.00%	17.00%
Benchmark	-1.30%	6.70%	13.67%	10.95%	7.11%	7.45%

Returns less than or equal to 1 year are absolute. Returns greater than 1 year are compounded annualised growth rate (CAGR). Past performance is not indicative of future performance

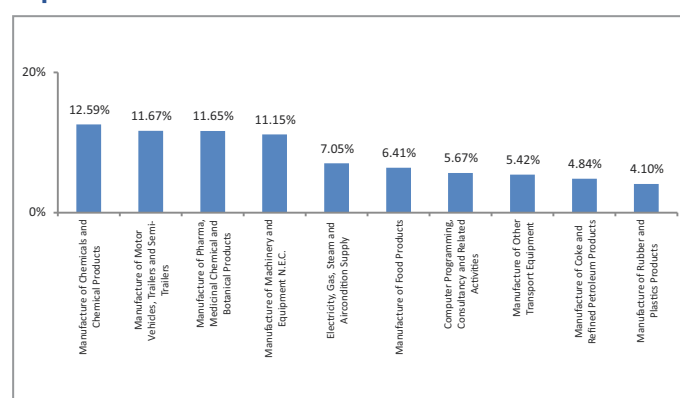
Fund Details

Description	
SFIN Number	ULIF04717/04/08PURESTKPEN116
Launch Date	17-Apr-08
Face Value	10
Risk Profile	Very High
Benchmark	Nifty 50 Index
Fund Manager Name	Sampath Reddy, Reshma Banda
Number of funds managed by fund manager:	Sampath Reddy Reshma Banda
Equity	19 28
Debt	- -
Hybrid	10 25
NAV as on 30-September-17	44.153
AUM (Rs. Cr)	15.51
Equity	85.05%
Debt	-
Net current asset	14.95%

Growth of Rs. 100



Top 10 Sectors



Note : 'Financial & insurance activities' sector includes exposure to 'Fixed Deposits' & 'Certificate of Deposits'.

September 2017

Equity Fund

Fund Objective

To provide capital appreciation through investment in selected equities that have potential for capital appreciation.

Portfolio Allocation

	Stated (%)	Actual (%)
Equity	60 - 100	98.61
Debt/Cash, Money Market Instruments	0 - 40	1.36
Net Current Assets		0.03
Total		100.00

*Net current asset represents net of receivables and payables for investments held.

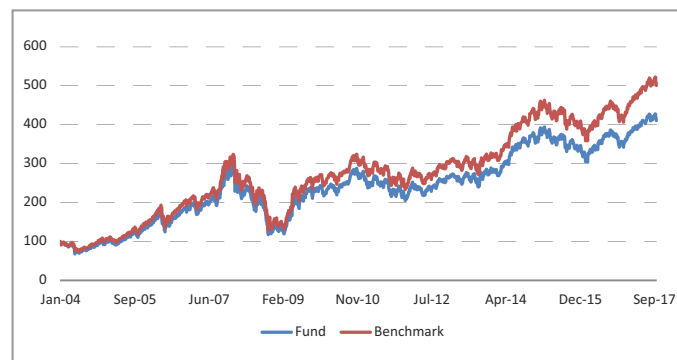
Portfolio

Company/Issuer	Sector/Rating	Exposure (%)
Equity		98.61%
HDFC Bank Limited	Financial and Insurance Activities	8.53%
Reliance Industries Limited	Manufacture of Coke and Refined Petroleum Products	7.82%
ITC Limited	Manufacture of Tobacco Products	6.96%
Infosys Limited	Computer Programming, Consultancy and Related Activities	5.04%
Housing Development Finance Corporation Limited	Financial and Insurance Activities	5.00%
ICICI Bank Limited	Financial and Insurance Activities	4.39%
Larsen & Toubro Limited	Civil Engineering (Infra)	3.99%
Hindustan Unilever Limited	Manufacture of Chemicals and Chemical Products	3.91%
Maruti Suzuki India Limited	Manufacture of Motor Vehicles, Trailers and Semi-Trailers	3.22%
Tata Motors Limited	Manufacture of Motor Vehicles, Trailers and Semi-Trailers	2.81%
Others		46.94%
Money Market, Deposits & Other		1.39%
Total		100.00%

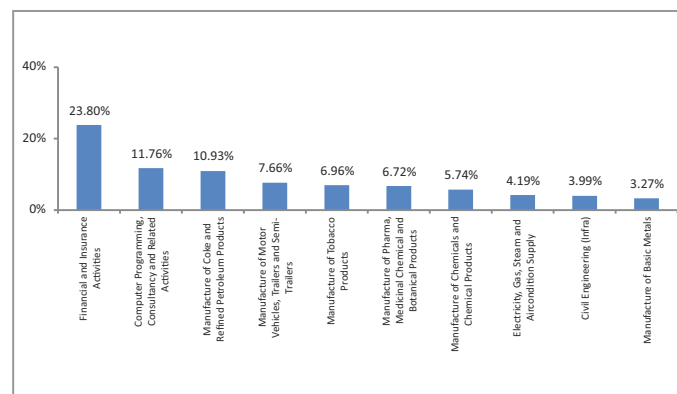
Fund Details

Description	
SFIN Number	ULIF00315/01/04EQUITYFUND116
Launch Date	15-Jan-04
Face Value	10
Risk Profile	Very High
Benchmark	Nifty 50 Index
Fund Manager Name	Reshma Banda
Number of funds managed by fund manager:	
Equity	28
Debt	-
Hybrid	25
NAV as on 30-September-17	41.2563
AUM (Rs. Cr)	176.40
Equity	98.61%
Debt	1.36%
Net current asset	0.03%

Growth of Rs. 100



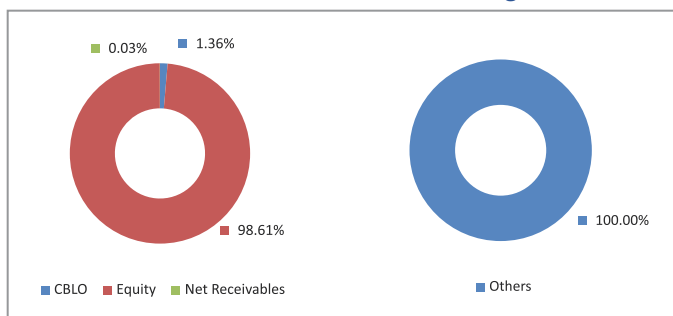
Top 10 Sectors



Note : 'Financial & insurance activities' sector includes exposure to 'Fixed Deposits' & 'Certificate of Deposits'.

Asset Class

Rating Profile



*Others includes Equity, CBLO, Net receivable/payable and FD

Performance

Period	1 Month	6 Months	1 Year	2 Years	3 Years	Inception
Fund	-1.39%	5.16%	11.01%	9.09%	4.97%	10.88%
Benchmark	-1.30%	6.70%	13.67%	10.95%	7.11%	12.50%

Returns less than or equal to 1 year are absolute. Returns greater than 1 year are compounded annualised growth rate (CAGR). Past performance is not indicative of future performance

September 2017

Equity Gain Fund

Fund Objective

To provide capital appreciation through investment in selected equities those have potential for capital appreciation.

Portfolio Allocation

	Stated (%)	Actual (%)
Equity*	60 - 100	96.67
- Large Cap Stock		74.23
- Mid Cap Stocks		25.77
Bank deposits and money market instruments	0 - 40	3.33
Net Current Assets*		-0.01
Total		100.00

*Net current asset represents net of receivables and payables for investments held.

*At least 50 % portfolio in large cap stocks that are part of NSE 500. Balance can be invested in mid cap stocks

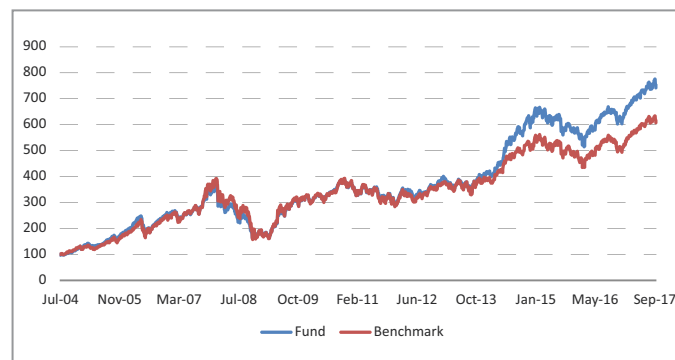
Portfolio

Company/Issuer	Sector/Rating	Exposure (%)
Equity		96.67%
HDFC Bank Limited	Financial and Insurance Activities	6.77%
Infosys Limited	Computer Programming, Consultancy and Related Activities	5.58%
Yes Bank Limited	Financial and Insurance Activities	4.81%
Kotak Mahindra MF - Kotak Banking ETF - Dividend Payout Option	Mutual Fund	4.62%
Maruti Suzuki India Limited	Manufacture of Motor Vehicles, Trailers and Semi-Trailers	4.51%
Kotak Mahindra Bank Limited	Financial and Insurance Activities	4.34%
ITC Limited	Manufacture of Tobacco Products	4.30%
IndusInd Bank Limited	Financial and Insurance Activities	4.13%
Hindalco Industries Limited	Manufacture of Basic Metals	3.95%
R*Shares Bank BeES	Mutual Fund	3.75%
Others		49.90%
Money Market, Deposits & Other		3.33%
Total		100.00%

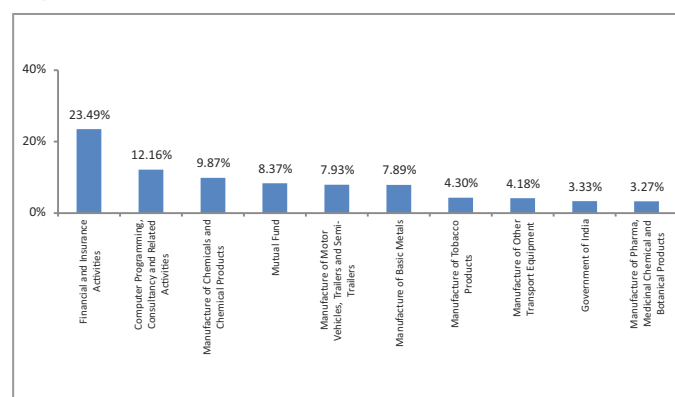
Fund Details

Description	
SFIN Number	ULIF00523/07/04EQGAINFUND116
Launch Date	23-Jul-04
Face Value	10
Risk Profile	Very High
Benchmark	Nifty 50 Index
Fund Manager Name	Sampath Reddy, Reshma Banda
Number of funds managed by fund manager:	Sampath Reddy Reshma Banda
Equity	19 28
Debt	- -
Hybrid	10 25
NAV as on 30-September-17	75.1523
AUM (Rs. Cr)	439.88
Equity	96.67%
Debt	3.33%
Net current asset	-0.01%

Growth of Rs. 100

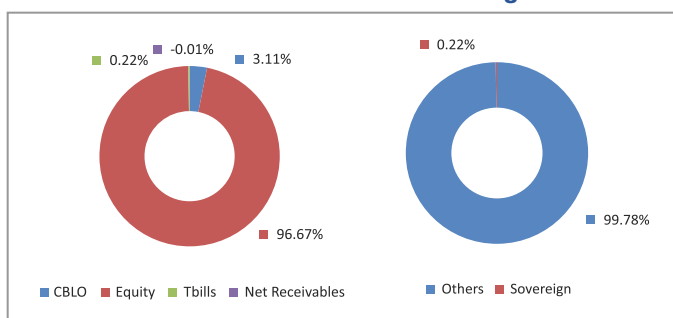


Top 10 Sectors

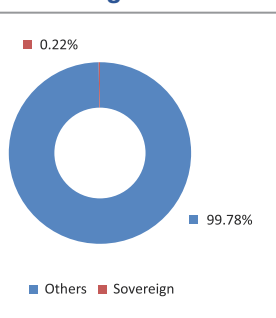


Note : 'Financial & insurance activities' sector includes exposure to 'Fixed Deposits' & 'Certificate of Deposits'.

Asset Class



Rating Profile



*Others includes Equity, CBLO, Net receivable/payable and FD

Performance

Period	1 Month	6 Months	1 Year	2 Years	3 Years	Inception
Fund	0.04%	6.96%	16.06%	13.20%	9.34%	16.51%
Benchmark	-1.30%	6.70%	13.67%	10.95%	7.11%	14.70%

Returns less than or equal to 1 year are absolute. Returns greater than 1 year are compounded annualised growth rate (CAGR). Past performance is not indicative of future performance

September 2017

Equity Index Fund

Fund Objective

The returns on this fund are expected to match the returns given by NIFTY Index of National Stock Exchange.

Portfolio Allocation

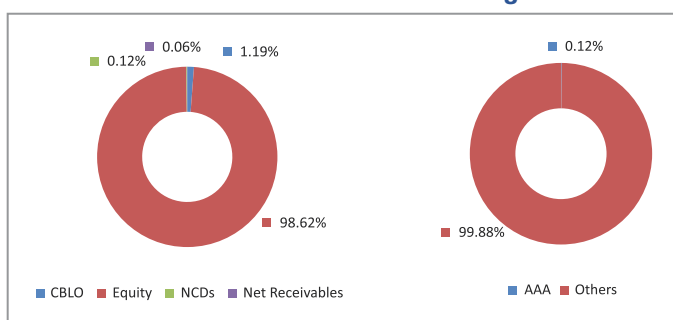
	Stated (%)	Actual (%)
Equity and equity related	60 - 100	98.62
Debt/Cash Money	0 - 40	1.31
Net Current Assets*		0.06
Total		100.00

*Net current asset represents net of receivables and payables for investments held.

Portfolio

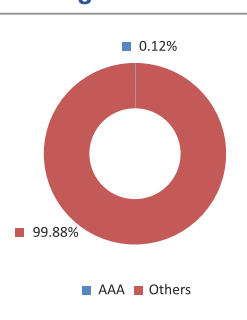
Company/Issuer	Sector/Rating	Exposure (%)
Equity		98.62%
HDFC Bank Limited	Financial and Insurance Activities	8.54%
Reliance Industries Limited	Manufacture of Coke and Refined Petroleum Products	7.82%
ITC Limited	Manufacture of Tobacco Products	6.96%
Infosys Limited	Computer Programming, Consultancy and Related Activities	5.04%
Housing Development Finance Corporation Limited	Financial and Insurance Activities	5.00%
ICICI Bank Limited	Financial and Insurance Activities	4.39%
Larsen & Toubro Limited	Civil Engineering (Infra)	3.99%
Hindustan Unilever Limited	Manufacture of Chemicals and Chemical Products	3.91%
Maruti Suzuki India Limited	Manufacture of Motor Vehicles, Trailers and Semi-Trailers	3.22%
Tata Motors Limited	Manufacture of Motor Vehicles, Trailers and Semi-Trailers	2.81%
Others		46.95%
Corporate Bond		0.12%
9.18% Tata Sons Ltd (MD 23/11/2020)	AAA	0.12%
Money Market, Deposits & Other		1.25%
Total		100.00%

Asset Class



*Others includes Equity, CBLO, Net receivable/payable and FD

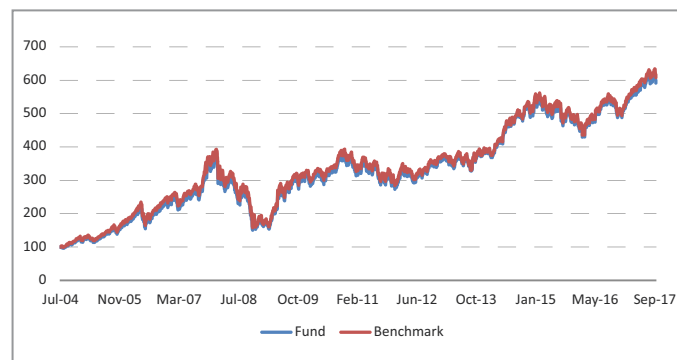
Rating Profile



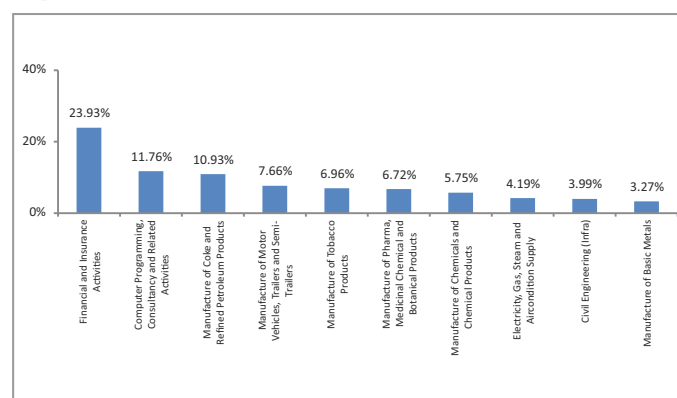
Fund Details

Description	
SFIN Number	ULIF00623/07/04EQINDEFUND116
Launch Date	23-Jul-04
Face Value	10
Risk Profile	High
Benchmark	Nifty 50 Index
Fund Manager Name	Reshma Banda
Number of funds managed by fund manager:	
Equity	28
Debt	-
Hybrid	25
NAV as on 30-September-17	59.4209
AUM (Rs. Cr)	87.31
Equity	98.62%
Debt	1.31%
Net current asset	0.06%

Growth of Rs. 100



Top 10 Sectors



Note : 'Financial & insurance activities' sector includes exposure to 'Fixed Deposits' & 'Certificate of Deposits'.

Performance

Period	1 Month	6 Months	1 Year	2 Years	3 Years	Inception
Fund	-1.28%	5.88%	12.55%	10.60%	6.45%	14.46%
Benchmark	-1.30%	6.70%	13.67%	10.95%	7.11%	14.70%

Returns less than or equal to 1 year are absolute. Returns greater than 1 year are compounded annualised growth rate (CAGR). Past performance is not indicative of future performance

September 2017

Equity Index Pension Fund

Fund Objective

The returns on this fund are expected to match the returns given by NIFTY Index of National Stock Exchange.

Portfolio Allocation

	Stated (%)	Actual (%)
Equity and equity related	60 - 100	97.98
Debt/Cash/Money Market instruments	0 - 40	0.16
Net Current Assets*		1.86
Total		100.00

*Net current asset represents net of receivables and payables for investments held.

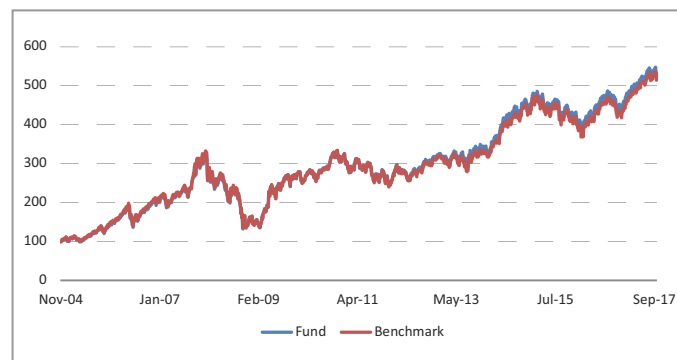
Portfolio

Company/Issuer	Sector/Rating	Exposure (%)
Equity		97.98%
HDFC Bank Limited	Financial and Insurance Activities	8.48%
Reliance Industries Limited	Manufacture of Coke and Refined Petroleum Products	7.77%
ITC Limited	Manufacture of Tobacco Products	6.91%
Infosys Limited	Computer Programming, Consultancy and Related Activities	5.01%
Housing Development Finance Corporation Limited	Financial and Insurance Activities	4.97%
ICICI Bank Limited	Financial and Insurance Activities	4.36%
Larsen & Toubro Limited	Civil Engineering (Infra)	3.96%
Hindustan Unilever Limited	Manufacture of Chemicals and Chemical Products	3.88%
Maruti Suzuki India Limited	Manufacture of Motor Vehicles, Trailers and Semi-Trailers	3.20%
Tata Motors Limited	Manufacture of Motor Vehicles, Trailers and Semi-Trailers	2.80%
Others		46.64%
Money Market, Deposits & Other		2.02%
Total		100.00%

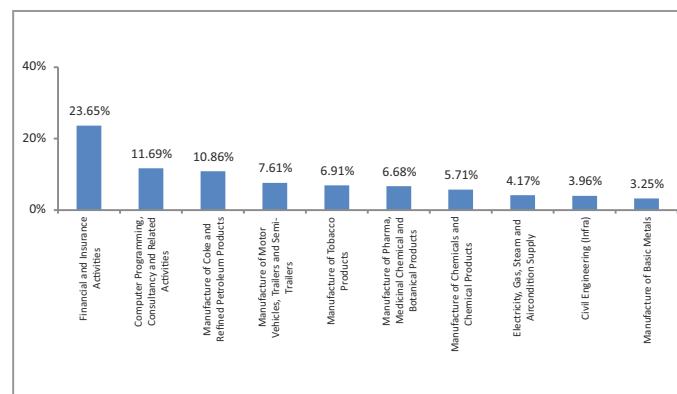
Fund Details

Description	
SFIN Number	ULIF01318/11/04EQINDEXPEN116
Launch Date	18-Nov-04
Face Value	10
Risk Profile	High
Benchmark	Nifty 50 Index
Fund Manager Name	Reshma Banda
Number of funds managed by fund manager:	
Equity	28
Debt	-
Hybrid	25
NAV as on 30-September-17	52.8292
AUM (Rs. Cr)	6.23
Equity	97.98%
Debt	0.16%
Net current asset	1.86%

Growth of Rs. 100

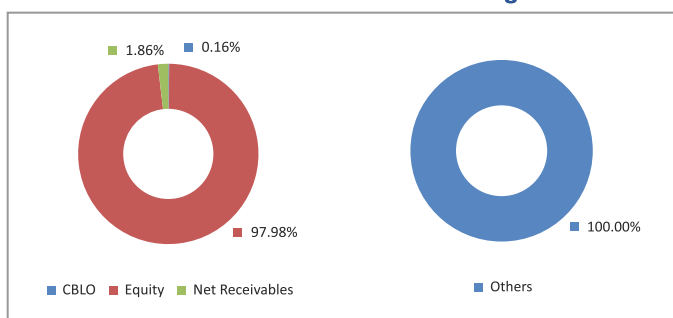


Top 10 Sectors

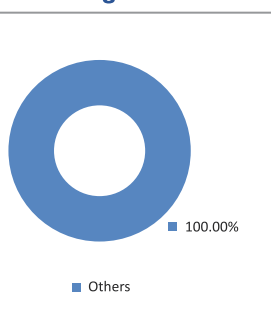


Note : 'Financial & insurance activities' sector includes exposure to 'Fixed Deposits' & 'Certificate of Deposits'.

Asset Class



Rating Profile



*Others includes Equity, CBLO, Net receivable/payable and FD

Performance

Period	1 Month	6 Months	1 Year	2 Years	3 Years	Inception
Fund	-1.31%	5.84%	12.54%	10.69%	6.53%	13.80%
Benchmark	-1.30%	6.70%	13.67%	10.95%	7.11%	13.62%

Returns less than or equal to 1 year are absolute. Returns greater than 1 year are compounded annualised growth rate (CAGR). Past performance is not indicative of future performance

September 2017

Equity Mid-Cap Fund

Fund Objective

To achieve capital appreciation by investing in a diversified basket of mid cap stocks and large cap stocks.

Portfolio Allocation

	Stated (%)	Actual (%)
Equity - Large & Mid Cap Stocks*	60 - 100	98.15
-Large Cap		40.26
-Equity Mid Cap Stocks		59.74
Debt/Cash/Money Market instruments	0 - 40	1.83
Net Current Assets*		0.01
Total		100.00

*Net current asset represents net of receivables and payables for investments held.
* Minimum 50% allocation to mid cap stocks

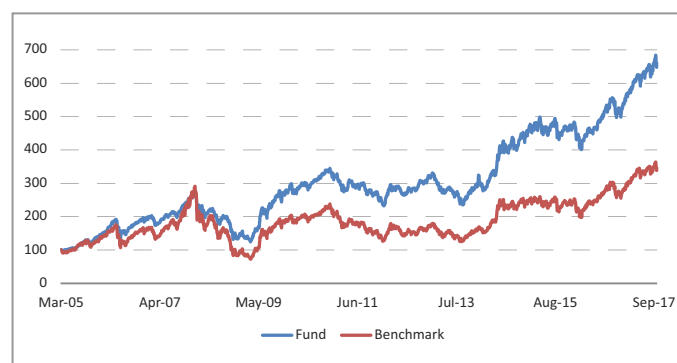
Portfolio

Company/Issuer	Sector/Rating	Exposure (%)
Equity		98.15%
Yes Bank Limited	Financial and Insurance Activities	5.90%
Hindalco Industries Limited	Manufacture of Basic Metals	3.87%
MRF Limited	Manufacture of Rubber and Plastics Products	3.68%
TVS Motor Company Limited	Manufacture of Other Transport Equipment	3.43%
Gayatri Projects Limited	Civil Engineering	3.18%
Mphasis Limited	Computer Programming, Consultancy and Related Activities	3.17%
L&T Finance Holdings Limited	Financial and Insurance Activities	2.80%
Jindal Steel & Power Limited	Manufacture of Basic Metals	2.62%
The Federal Bank Limited	Financial and Insurance Activities	2.59%
Kotak Mahindra Bank Limited	Financial and Insurance Activities	2.58%
Others		64.35%
Money Market, Deposits & Other		1.85%
Total		100.00%

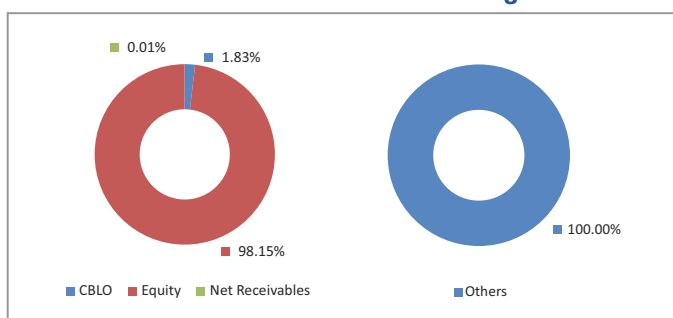
Fund Details

Description	
SFIN Number	ULIF01709/03/05EQUIMIDFUND116
Launch Date	09-Mar-05
Face Value	10
Risk Profile	Very High
Benchmark	NIFTY Midcap 50 Index
Fund Manager Name	Sampath Reddy, Reshma Banda
Number of funds managed by fund manager:	Sampath Reddy Reshma Banda
Equity	19 28
Debt	- -
Hybrid	10 25
NAV as on 30-September-17	65.9481
AUM (Rs. Cr)	76.44
Equity	98.15%
Debt	1.83%
Net current asset	0.01%

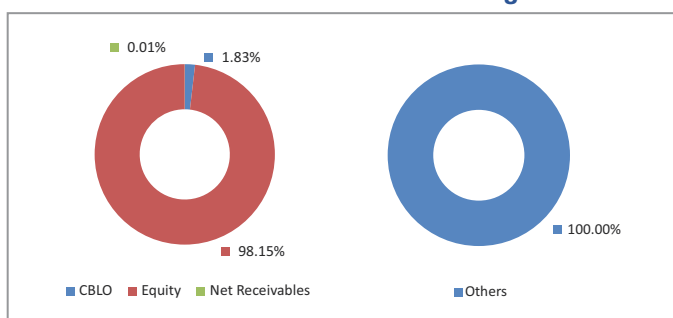
Growth of Rs. 100



Asset Class

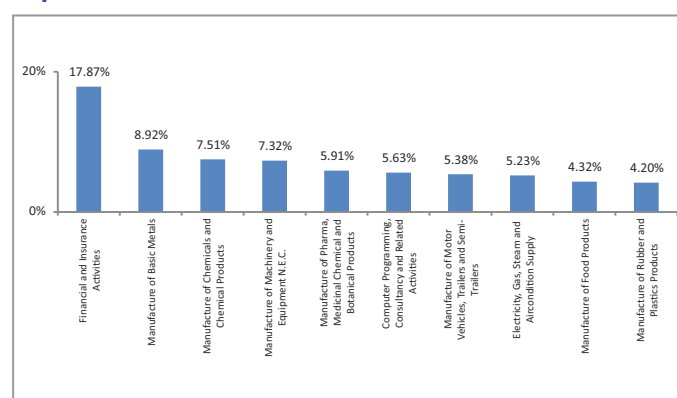


Rating Profile



*Others includes Equity, CBLO, Net receivable/payable and FD

Top 10 Sectors



Note : 'Financial & insurance activities' sector includes exposure to 'Fixed Deposits' & 'Certificate of Deposits'.

Performance

Period	1 Month	6 Months	1 Year	2 Years	3 Years	Inception
Fund	1.34%	9.23%	23.24%	21.03%	17.03%	16.19%
Benchmark	-0.43%	6.93%	18.38%	20.97%	14.43%	10.28%

Returns less than or equal to 1 year are absolute. Returns greater than 1 year are compounded annualised growth rate (CAGR). Past performance is not indicative of future performance

September 2017

Equity Mid-Cap Pension Fund

Fund Objective

To achieve capital appreciation by investing in a diversified basket of mid cap stocks and large cap stocks.

Portfolio Allocation

	Stated (%)	Actual (%)
Equity - Large & Mid Cap Stocks*	60 - 100	98.39
-Large Cap		38.73
-Equity Mid Cap Stocks		61.27
Debt/Cash/Money Market instruments	0 - 40	1.36
Net Current Assets*		0.25
Total		100.00

*Net current asset represents net of receivables and payables for investments held.

* Minimum 50% allocation to mid cap stocks

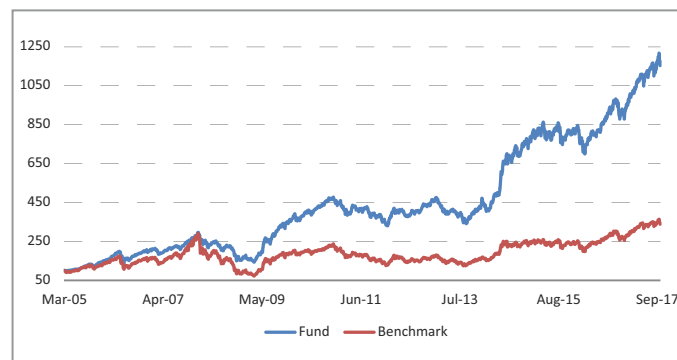
Portfolio

Company/Issuer	Sector/Rating	Exposure (%)
Equity		98.39%
Yes Bank Limited	Financial and Insurance Activities	5.78%
Hindalco Industries Limited	Manufacture of Basic Metals	3.84%
MRF Limited	Manufacture of Rubber and Plastics Products	3.75%
TVS Motor Company Limited	Manufacture of Other Transport Equipment	3.49%
Gayatri Projects Limited	Civil Engineering	3.15%
Mphasis Limited	Computer Programming, Consultancy and Related Activities	3.11%
L&T Finance Holdings Limited	Financial and Insurance Activities	2.78%
Jindal Steel & Power Limited	Manufacture of Basic Metals	2.77%
Kotak Mahindra Bank Limited	Financial and Insurance Activities	2.55%
Gujarat State Petronet Limited	Land Transport and Transport Via Pipelines	2.54%
Others		64.61%
Money Market, Deposits & Other		1.61%
Total		100.00%

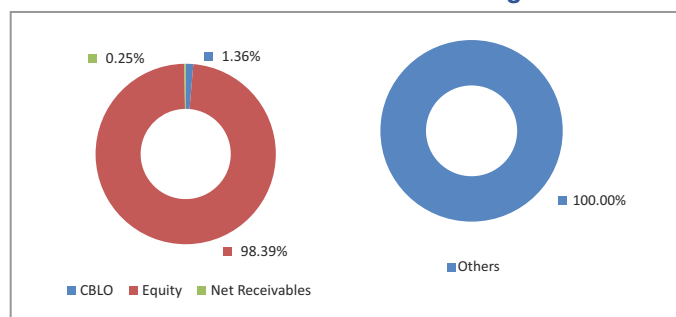
Fund Details

Description	
SFIN Number	ULIF01909/03/05EQUIMIDCPEN116
Launch Date	09-Mar-05
Face Value	10
Risk Profile	Very High
Benchmark	NIFTY Midcap 50 Index
Fund Manager Name	Sampath Reddy, Reshma Banda
Number of funds managed by fund manager:	Sampath Reddy Reshma Banda
Equity	19 28
Debt	- -
Hybrid	10 25
NAV as on 30-September-17	117.4338
AUM (Rs. Cr)	5.88
Equity	98.39%
Debt	1.36%
Net current asset	0.25%

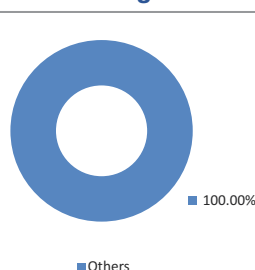
Growth of Rs. 100



Asset Class

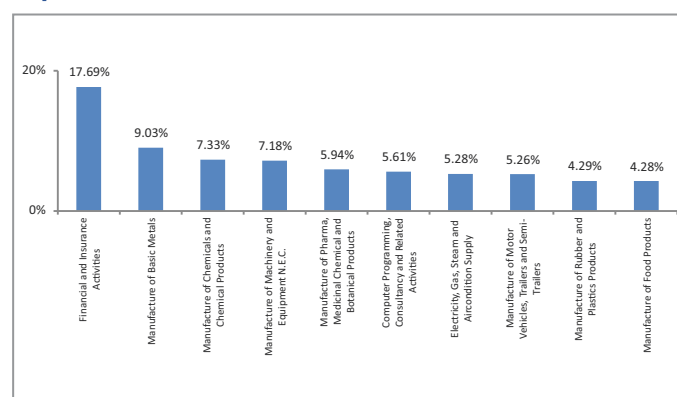


Rating Profile



*Others includes Equity, CBLO, Net receivable/payable and FD

Top 10 Sectors



Note : 'Financial & insurance activities' sector includes exposure to 'Fixed Deposits' & 'Certificate of Deposits'.

Performance

Period	1 Month	6 Months	1 Year	2 Years	3 Years	Inception
Fund	1.32%	9.73%	24.33%	22.45%	18.69%	21.65%
Benchmark	-0.43%	6.93%	18.38%	20.97%	14.43%	10.28%

Returns less than or equal to 1 year are absolute. Returns greater than 1 year are compounded annualised growth rate (CAGR). Past performance is not indicative of future performance

September 2017

Equity Mid-Cap Plus Fund

Fund Objective

To achieve capital appreciation by investing in a diversified basket of mid cap stocks and large cap stocks.

Portfolio Allocation

	Stated (%)	Actual (%)
Equity - Large & Mid Cap Stocks*	60 - 100	97.26
-Large Cap		40.40
-Equity Mid Cap Stocks		59.60
Debt/Cash/Money Market instruments	0 - 40	2.78
Net Current Assets*		-0.05
Total		100.00

*Net current asset represents net of receivables and payables for investments held.

* Minimum 50% allocation to mid cap stocks

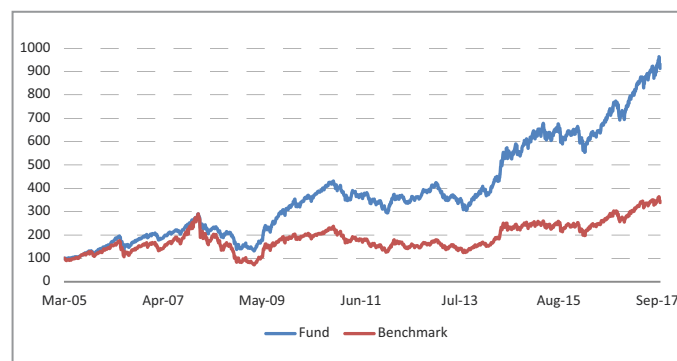
Portfolio

Company/Issuer	Sector/Rating	Exposure (%)
Equity		97.26%
Yes Bank Limited	Financial and Insurance Activities	5.85%
MRF Limited	Manufacture of Rubber and Plastics Products	3.87%
Hindalco Industries Limited	Manufacture of Basic Metals	3.82%
TVS Motor Company Limited	Manufacture of Other Transport Equipment	3.39%
Gayatri Projects Limited	Civil Engineering	3.14%
Mphasis Limited	Computer Programming, Consultancy and Related Activities	3.13%
L&T Finance Holdings Limited	Financial and Insurance Activities	2.77%
Jindal Steel & Power Limited	Manufacture of Basic Metals	2.59%
The Federal Bank Limited	Financial and Insurance Activities	2.54%
Kotak Mahindra Bank Limited	Financial and Insurance Activities	2.54%
Others		63.62%
Money Market, Deposits & Other		2.74%
Total		100.00%

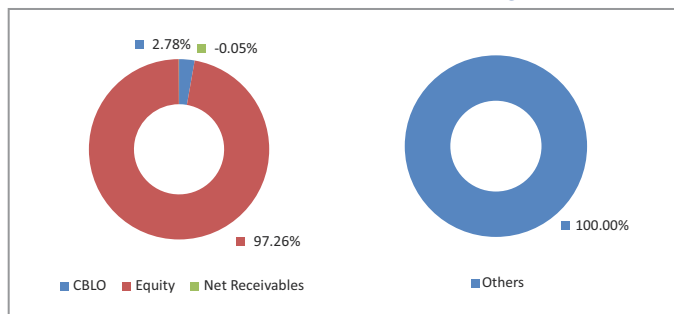
Fund Details

Description	
SFIN Number	ULIF01809/03/05EQUIMIDPLUS116
Launch Date	09-Mar-05
Face Value	10
Risk Profile	Very High
Benchmark	NIFTY Midcap 50 Index
Fund Manager Name	Sampath Reddy, Reshma Banda
Number of funds managed by fund manager:	Sampath Reddy Reshma Banda
Equity	19 28
Debt	- -
Hybrid	10 25
NAV as on 30-September-17	93.0089
AUM (Rs. Cr)	136.88
Equity	97.26%
Debt	2.78%
Net current asset	-0.05%

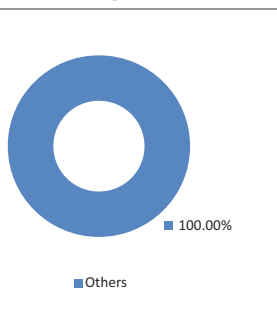
Growth of Rs. 100



Asset Class

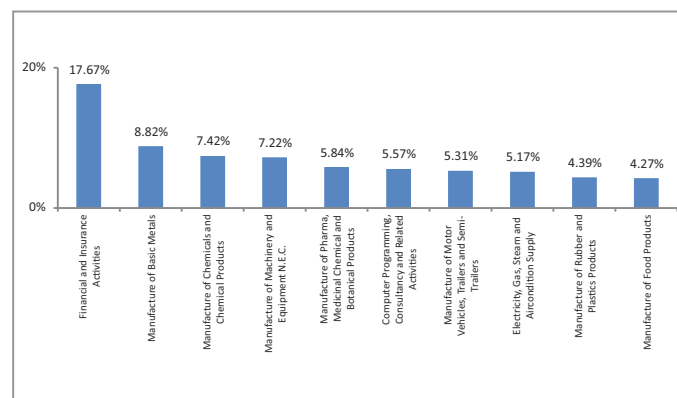


Rating Profile



*Others includes Equity, CBLO, Net receivable/payable and FD

Top 10 Sectors



Note : 'Financial & insurance activities' sector includes exposure to 'Fixed Deposits' & 'Certificate of Deposits'.

Performance

Period	1 Month	6 Months	1 Year	2 Years	3 Years	Inception
Fund	1.45%	9.95%	25.08%	22.78%	18.79%	19.41%
Benchmark	-0.43%	6.93%	18.38%	20.97%	14.43%	10.28%

Returns less than or equal to 1 year are absolute. Returns greater than 1 year are compounded annualised growth rate (CAGR). Past performance is not indicative of future performance

September 2017

Equity Plus Fund

Fund Objective

To provide capital appreciation through investment in selected equities those have potential for capital appreciation.

Portfolio Allocation

	Stated (%)	Actual (%)
Equity	60 - 100	96.60
Debt/Cash/Money Market instruments	0 - 40	3.43
Net Current Assets*		-0.03
Total		100.00

*Net current asset represents net of receivables and payables for investments held.

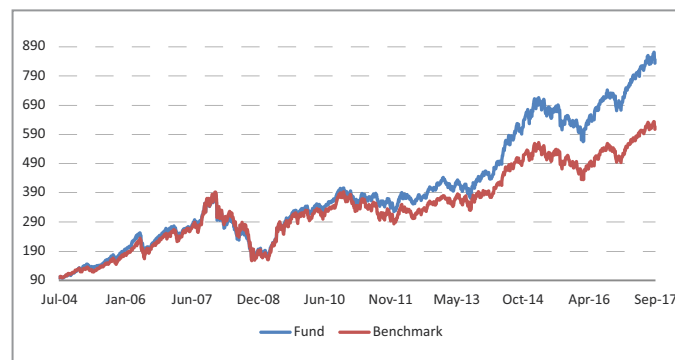
Portfolio

Company/Issuer	Sector/Rating	Exposure (%)
Equity		96.60%
HDFC Bank Limited	Financial and Insurance Activities	6.80%
Infosys Limited	Computer Programming, Consultancy and Related Activities	5.58%
Yes Bank Limited	Financial and Insurance Activities	5.11%
Hindalco Industries Limited	Manufacture of Basic Metals	4.65%
Kotak Mahindra MF - Kotak Banking ETF - Dividend Payout Option	Mutual Fund	4.64%
Maruti Suzuki India Limited	Manufacture of Motor Vehicles, Trailers and Semi-Trailers	4.53%
ITC Limited	Manufacture of Tobacco Products	4.39%
Kotak Mahindra Bank Limited	Financial and Insurance Activities	4.36%
R*Shares Bank BeES	Mutual Fund	3.76%
IndusInd Bank Limited	Financial and Insurance Activities	3.70%
Others		49.08%
Money Market, Deposits & Other		3.40%
Total		100.00%

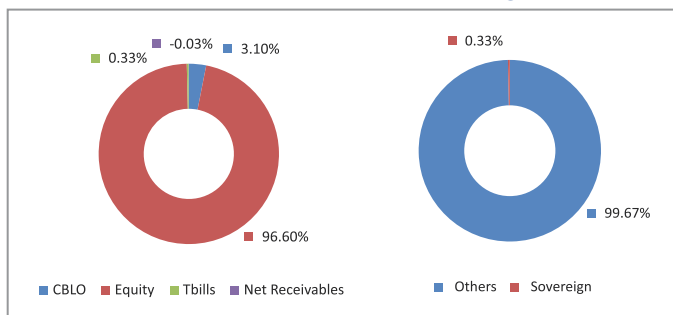
Fund Details

Description		
SFIN Number	ULIF00723/07/04EQPLUSFUND116	
Launch Date	23-Jul-04	
Face Value	10	
Risk Profile	Very High	
Benchmark	Nifty 50 Index	
Fund Manager Name	Sampath Reddy, Reshma Banda	
Number of funds managed by fund manager:	Sampath Reddy	Reshma Banda
Equity	19	28
Debt	-	-
Hybrid	10	25
NAV as on 30-September-17	84.4889	
AUM (Rs. Cr)	584.38	
Equity	96.60%	
Debt	3.43%	
Net current asset	-0.03%	

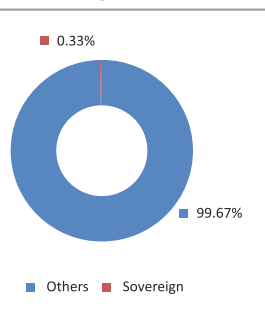
Growth of Rs. 100



Asset Class

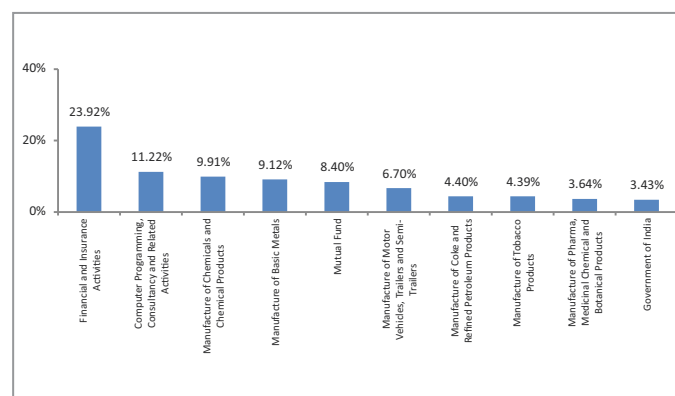


Rating Profile



*Others includes Equity, CBLO, Net receivable/payable and FD

Top 10 Sectors



Note : 'Financial & insurance activities' sector includes exposure to 'Fixed Deposits' & 'Certificate of Deposits'.

Performance

Period	1 Month	6 Months	1 Year	2 Years	3 Years	Inception
Fund	-0.36%	7.23%	17.50%	15.40%	11.48%	17.55%
Benchmark	-1.30%	6.70%	13.67%	10.95%	7.11%	14.70%

Returns less than or equal to 1 year are absolute. Returns greater than 1 year are compounded annualised growth rate (CAGR). Past performance is not indicative of future performance

September 2017

Equity Plus Pension Fund

Fund Objective

To provide capital appreciation through investment in selected equities those have potential for capital appreciation.

Portfolio Allocation

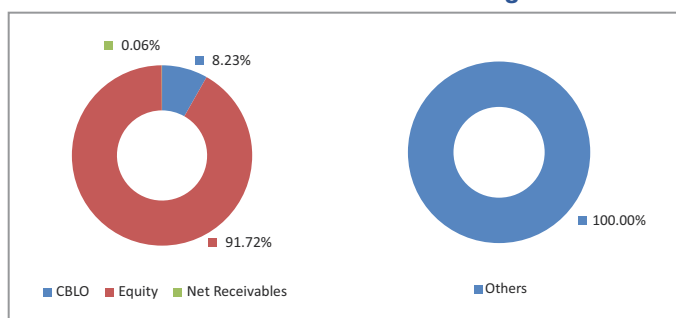
	Stated (%)	Actual (%)
Equity	60 - 100	91.72
Debt/Cash/Money Market instruments	0 - 40	8.23
Net Current Assets*		0.06
Total		100.00

*Net current asset represents net of receivables and payables for investments held.

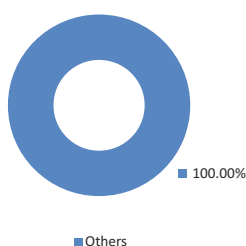
Portfolio

Company/Issuer	Sector/Rating	Exposure (%)
Equity		91.72%
HDFC Bank Limited	Financial and Insurance Activities	6.70%
Hindalco Industries Limited	Manufacture of Basic Metals	5.10%
Yes Bank Limited	Financial and Insurance Activities	4.76%
Infosys Limited	Computer Programming, Consultancy and Related Activities	4.73%
Kotak Mahindra MF - Kotak Banking ETF - Dividend Payout Option	Mutual Fund	4.57%
Maruti Suzuki India Limited	Manufacture of Motor Vehicles, Trailers and Semi-Trailers	4.46%
Kotak Mahindra Bank Limited	Financial and Insurance Activities	4.29%
IndusInd Bank Limited	Financial and Insurance Activities	4.09%
R*Shares Bank BeES	Mutual Fund	3.71%
ITC Limited	Manufacture of Tobacco Products	3.68%
Others		45.63%
Money Market, Deposits & Other		8.28%
Total		100.00%

Asset Class



Rating Profile

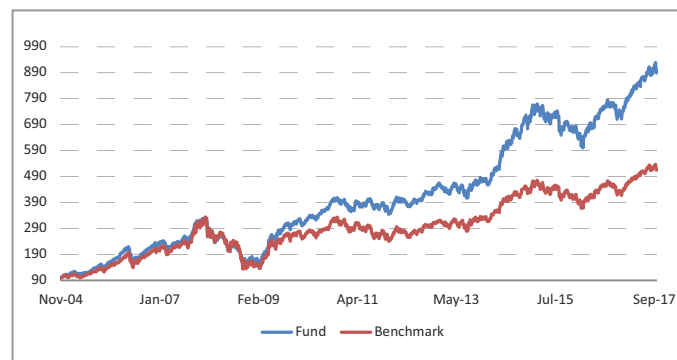


*Others includes Equity, CBLO, Net receivable/payable and FD

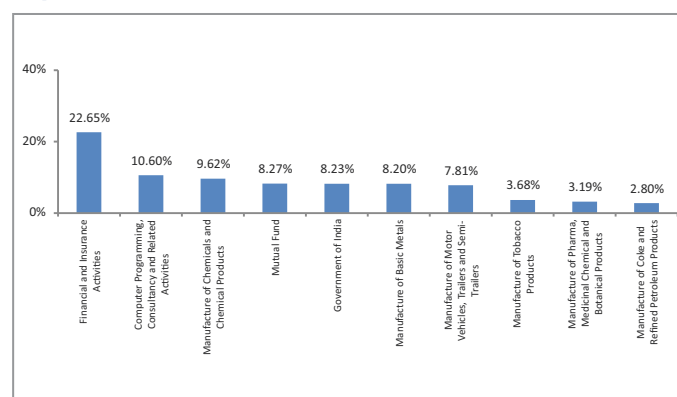
Fund Details

Description	
SFIN Number	ULIF01218/11/04EQUPLUSPEN116
Launch Date	18-Nov-04
Face Value	10
Risk Profile	Very High
Benchmark	Nifty 50 Index
Fund Manager Name	Sampath Reddy, Reshma Banda
Number of funds managed by fund manager:	Sampath Reddy, Reshma Banda
Equity	19, 28
Debt	-, -
Hybrid	10, 25
NAV as on 30-September-17	90.1207
AUM (Rs. Cr)	33.05
Equity	91.72%
Debt	8.23%
Net current asset	0.06%

Growth of Rs. 100



Top 10 Sectors



Note : 'Financial & insurance activities' sector includes exposure to 'Fixed Deposits' & 'Certificate of Deposits'.

Performance

Period	1 Month	6 Months	1 Year	2 Years	3 Years	Inception
Fund	0.16%	7.98%	18.32%	15.07%	11.15%	18.62%
Benchmark	-1.30%	6.70%	13.67%	10.95%	7.11%	13.62%

Returns less than or equal to 1 year are absolute. Returns greater than 1 year are compounded annualised growth rate (CAGR). Past performance is not indicative of future performance

September 2017

Premier Equity Fund

Fund Objective

To provide capital appreciation through investment in equities forming part of NSE NIFTY Index.

Portfolio Allocation

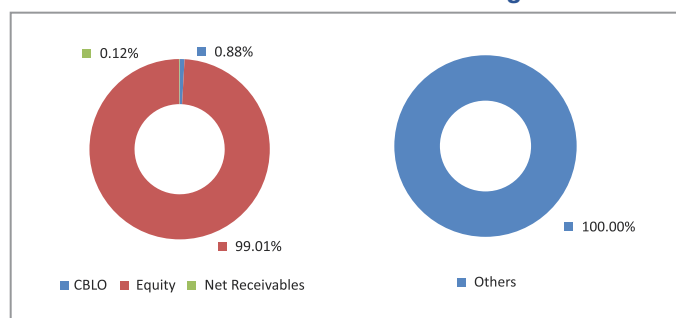
	Stated (%)	Actual (%)
Equity - NSE Nifty	60 - 100	99.01
Bank deposits and money market instruments	0 - 40	0.88
Net Current Assets*		0.12
Total		100.00

*Net current asset represents net of receivables and payables for investments held.

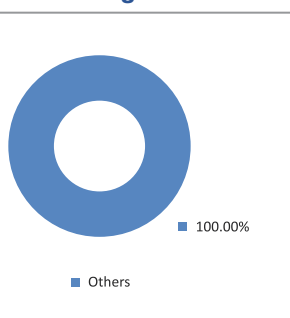
Portfolio

Company/Issuer	Sector/Rating	Exposure (%)
Equity		99.01%
HDFC Bank Limited	Financial and Insurance Activities	8.56%
Reliance Industries Limited	Manufacture of Coke and Refined Petroleum Products	7.84%
ITC Limited	Manufacture of Tobacco Products	6.98%
Infosys Limited	Computer Programming, Consultancy and Related Activities	5.06%
Housing Development Finance Corporation Limited	Financial and Insurance Activities	5.02%
ICICI Bank Limited	Financial and Insurance Activities	4.40%
Larsen & Toubro Limited	Civil Engineering (Infra)	4.01%
Hindustan Unilever Limited	Manufacture of Chemicals and Chemical Products	3.92%
Maruti Suzuki India Limited	Manufacture of Motor Vehicles, Trailers and Semi-Trailers	3.23%
Tata Motors Limited	Manufacture of Motor Vehicles, Trailers and Semi-Trailers	2.84%
Others		47.15%
Money Market, Deposits & Other		0.99%
Total		100.00%

Asset Class



Rating Profile



*Others includes Equity, CBLO, Net receivable/payable and FD

Performance

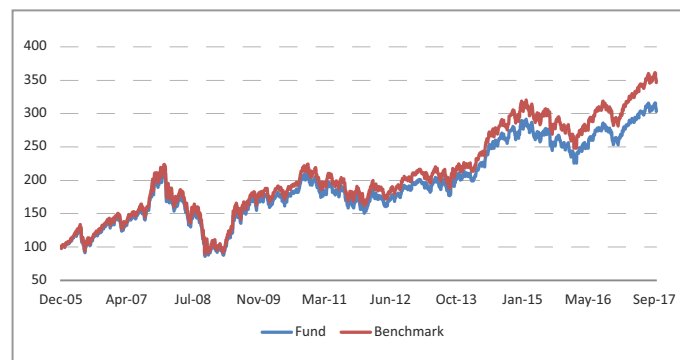
Period	1 Month	6 Months	1 Year	2 Years	3 Years	Inception
Fund	-1.42%	5.08%	10.83%	9.01%	4.92%	9.91%
Benchmark	-1.30%	6.70%	13.67%	10.95%	7.11%	11.16%

Returns less than or equal to 1 year are absolute. Returns greater than 1 year are compounded annualised growth rate (CAGR). Past performance is not indicative of future performance

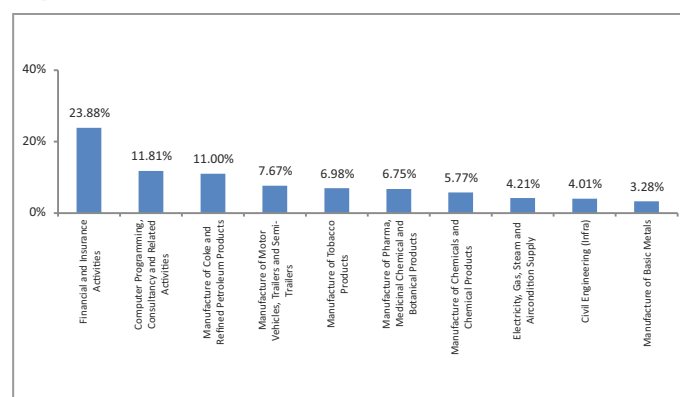
Fund Details

Description	
SFIN Number	ULIF02117/12/05PRMREQFUND116
Launch Date	17-Dec-05
Face Value	10
Risk Profile	Very High
Benchmark	Nifty 50 Index
Fund Manager Name	Reshma Banda
Number of funds managed by fund manager:	
Equity	28
Debt	-
Hybrid	25
NAV as on 30-September-17	30.4668
AUM (Rs. Cr)	12.55
Equity	99.01%
Debt	0.88%
Net current asset	0.12%

Growth of Rs. 100



Top 10 Sectors



Note : 'Financial & insurance activities' sector includes exposure to 'Fixed Deposits' & 'Certificate of Deposits'.

September 2017

Premier Equity Gain Fund

Fund Objective

To provide capital appreciation through investment in selected equities that have potential for capital appreciation.

Portfolio Allocation

	Stated (%)	Actual (%)
Equity*	60 - 100	92.38
-Large cap stocks that are part of NSE 500		73.44
- Mid Cap Stocks		26.56
Bank deposits and money market instruments	0 - 40	7.55
Net Current Assets*		0.07
Total		100.00

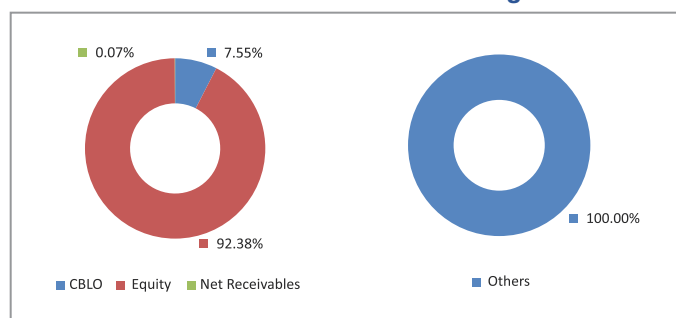
*Net current asset represents net of receivables and payables for investments held.

*At least 50 % in large cap stocks that are part of NSE 500. Balance can be invested in mid cap stocks

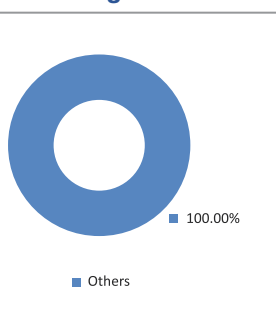
Portfolio

Company/Issuer	Sector/Rating	Exposure (%)
Equity		92.38%
HDFC Bank Limited	Financial and Insurance Activities	6.74%
Hindalco Industries Limited	Manufacture of Basic Metals	5.14%
Yes Bank Limited	Financial and Insurance Activities	4.80%
Infosys Limited	Computer Programming, Consultancy and Related Activities	4.77%
Kotak Mahindra MF - Kotak Banking ETF - Dividend Payout Option	Mutual Fund	4.60%
Maruti Suzuki India Limited	Manufacture of Motor Vehicles, Trailers and Semi-Trailers	4.49%
Kotak Mahindra Bank Limited	Financial and Insurance Activities	4.33%
IndusInd Bank Limited	Financial and Insurance Activities	4.12%
R*Shares Bank BeES	Mutual Fund	3.73%
ITC Limited	Manufacture of Tobacco Products	3.70%
Others		45.97%
Money Market, Deposits & Other		7.62%
Total		100.00%

Asset Class



Rating Profile



*Others includes Equity, CBLO, Net receivable/payable and FD

Performance

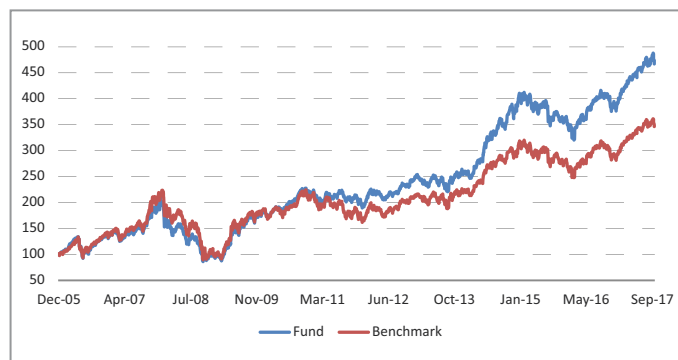
Period	1 Month	6 Months	1 Year	2 Years	3 Years	Inception
Fund	0.08%	7.58%	17.39%	14.05%	10.38%	14.09%
Benchmark	-1.30%	6.70%	13.67%	10.95%	7.11%	11.16%

Returns less than or equal to 1 year are absolute. Returns greater than 1 year are compounded annualised growth rate (CAGR). Past performance is not indicative of future performance

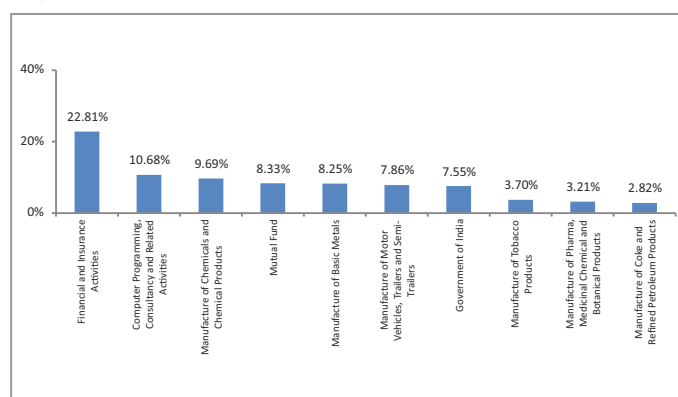
Fund Details

Description		
SFIN Number	ULIF02217/12/05PREREQAIN116	
Launch Date	17-Dec-05	
Face Value	10	
Risk Profile	Very High	
Benchmark	Nifty 50 Index	
Fund Manager Name	Sampath Reddy, Reshma Banda	
Number of funds managed by fund manager:	Sampath Reddy	Reshma Banda
Equity	19	28
Debt	-	-
Hybrid	10	25
NAV as on 30-September-17	47.3226	
AUM (Rs. Cr)	27.41	
Equity	92.38%	
Debt	7.55%	
Net current asset	0.07%	

Growth of Rs. 100



Top 10 Sectors



Note : 'Financial & insurance activities' sector includes exposure to 'Fixed Deposits' & 'Certificate of Deposits'.

September 2017

Pure Equity Fund

Fund Objective

The investments in this fund will specifically exclude companies dealing in Gambling, Contests, Liquor, Entertainment (Films, TV etc.), Hotels, Banks and Financial Institutions.

Portfolio Allocation

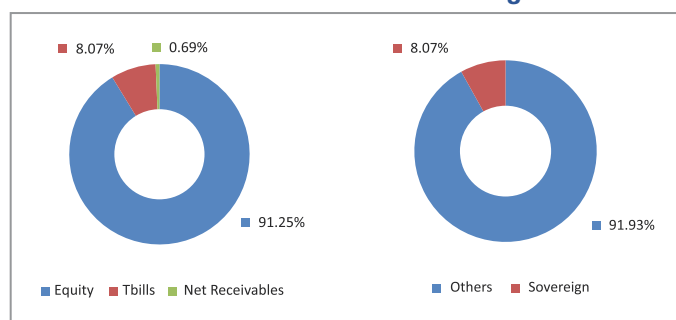
	Stated (%)	Actual (%)
Equity	60 - 100	91.25
Bank deposits and money market instruments	0 - 40	8.07
Net Current Assets*		0.69
Total		100.00

*Net current asset represents net of receivables and payables for investments held.

Portfolio

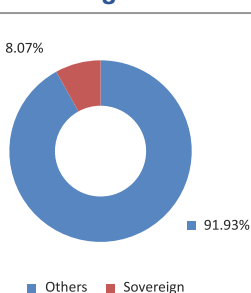
Company/Issuer	Sector/Rating	Exposure (%)
Equity		91.25%
Reliance Industries Limited	Manufacture of Coke and Refined Petroleum Products	4.84%
Infosys Limited	Computer Programming, Consultancy and Related Activities	4.77%
Hindalco Industries Limited	Manufacture of Basic Metals	4.45%
Maruti Suzuki India Limited	Manufacture of Motor Vehicles, Trailers and Semi-Trailers	3.87%
Nestle India Limited	Manufacture of Food Products	3.86%
Larsen & Toubro Limited	Civil Engineering (Infra)	3.79%
Hindustan Unilever Limited	Manufacture of Chemicals and Chemical Products	3.60%
HCL Technologies Limited	Computer Programming, Consultancy and Related Activities	2.94%
Johnson Controls - Hitachi Air Conditioning India Limited	Manufacture of Machinery and Equipment N.E.C.	2.60%
Godrej Consumer Products Limited	Manufacture of Chemicals and Chemical Products	2.30%
Others		54.22%
Money Market, Deposits & Other		8.75%
Total		100.00%

Asset Class



*Others includes Equity, CBLO, Net receivable/payable and FD

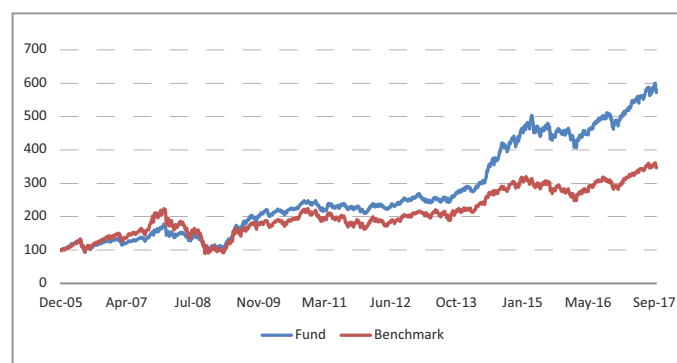
Rating Profile



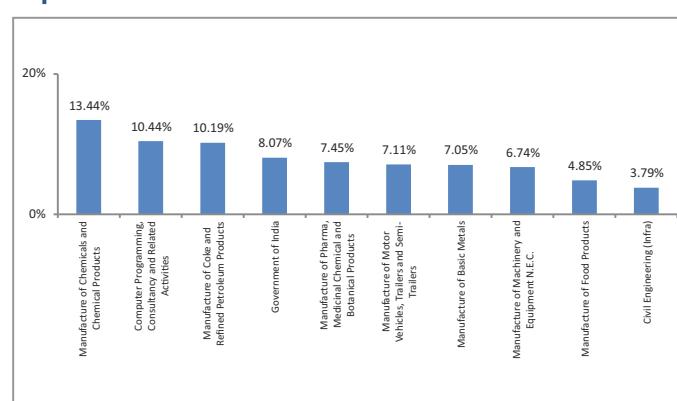
Fund Details

Description	
SFIN Number	ULIF02017/12/05PUREEQFUND116
Launch Date	17-Dec-05
Face Value	10
Risk Profile	Very High
Benchmark	Nifty 50 Index
Fund Manager Name	Sampath Reddy, Reshma Banda
Number of funds managed by fund manager:	Sampath Reddy Reshma Banda
Equity	19 28
Debt	- -
Hybrid	10 25
NAV as on 30-September-17	57.9066
AUM (Rs. Cr)	43.21
Equity	91.25%
Debt	8.07%
Net current asset	0.69%

Growth of Rs. 100



Top 10 Sectors



Note : 'Financial & insurance activities' sector includes exposure to 'Fixed Deposits' & 'Certificate of Deposits'.

Performance

Period	1 Month	6 Months	1 Year	2 Years	3 Years	Inception
Fund	-0.68%	6.83%	16.01%	13.92%	11.75%	16.06%
Benchmark	-1.30%	6.70%	13.67%	10.95%	7.11%	11.16%

Returns less than or equal to 1 year are absolute. Returns greater than 1 year are compounded annualised growth rate (CAGR). Past performance is not indicative of future performance

September 2017

Blue Chip Equity Fund

Fund Objective

To provide capital appreciation through investment in equities forming part of the National Stock Exchange NIFTY.

Portfolio Allocation

	Stated (%)	Actual (%)
Equity*	60 -100	97.10
Bank deposits and money market instruments	0 - 40	1.30
Net Current Assets*		1.60
Total		100.00

*Net current asset represents net of receivables and payables for investments held.

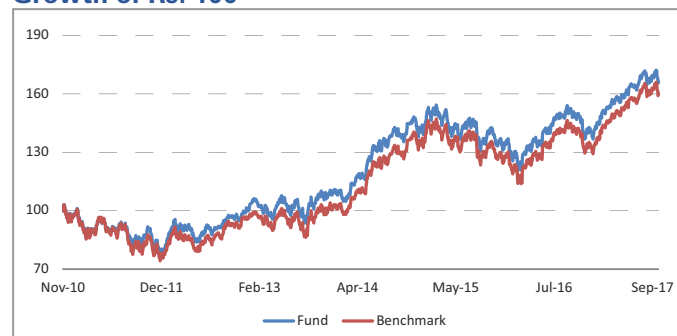
Portfolio

Company/Issuer	Sector/Rating	Exposure (%)
Equity		97.10%
HDFC Bank Limited	Financial and Insurance Activities	8.40%
Reliance Industries Limited	Manufacture of Coke and Refined Petroleum Products	7.70%
ITC Limited	Manufacture of Tobacco Products	6.85%
Infosys Limited	Computer Programming, Consultancy and Related Activities	4.96%
Housing Development Finance Corporation Limited	Financial and Insurance Activities	4.92%
ICICI Bank Limited	Financial and Insurance Activities	4.32%
Larsen & Toubro Limited	Civil Engineering (Infra)	3.93%
Hindustan Unilever Limited	Manufacture of Chemicals and Chemical Products	3.85%
Maruti Suzuki India Limited	Manufacture of Motor Vehicles, Trailers and Semi-Trailers	3.17%
Tata Motors Limited	Manufacture of Motor Vehicles, Trailers and Semi-Trailers	2.77%
Others		46.24%
Money Market, Deposits & Other		2.90%
Total		100.00%

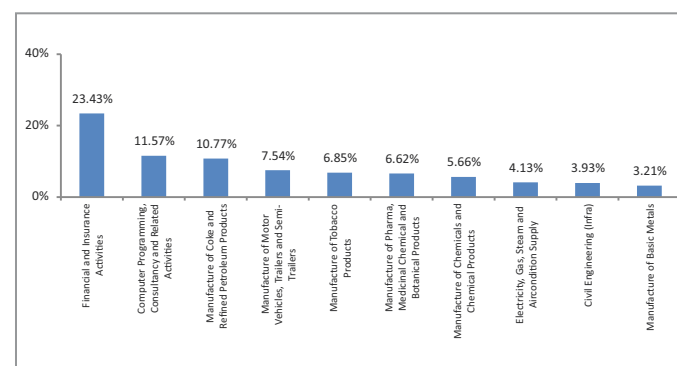
Fund Details

Description	
SFIN Number	ULIF06026/10/10BLUECHIPEQ116
Launch Date	01-Nov-10
Face Value	10
Risk Profile	High
Benchmark	Nifty 50 Index
Fund Manager Name	Reshma Banda
Number of funds managed by fund manager:	
Equity	28
Debt	-
Hybrid	25
NAV as on 30-September-17	16.6214
AUM (Rs. Cr)	298.41
Equity	97.10%
Debt	1.30%
Net current asset	1.60%

Growth of Rs. 100

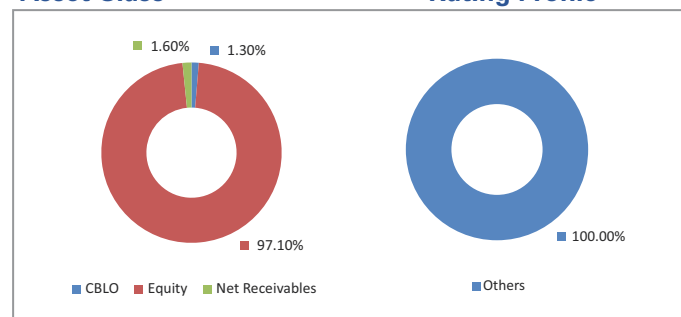


Top 10 Sectors

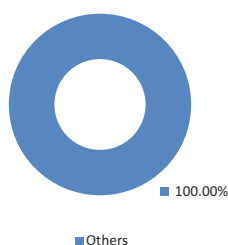


Note : 'Financial & insurance activities' sector includes exposure to 'Fixed Deposits' & 'Certificate of Deposits'.

Asset Class



Rating Profile



*Others includes Equity, CBLO, Net receivable/payable and FD

Performance

Period	1 Month	6 Months	1 Year	2 Years	3 Years	Inception
Fund	-1.31%	5.71%	12.16%	10.19%	6.04%	7.62%
Benchmark	-1.30%	6.70%	13.67%	10.95%	7.11%	7.03%

Returns less than or equal to 1 year are absolute. Returns greater than 1 year are compounded annualised growth rate (CAGR). Past performance is not indicative of future performance

September 2017

Pure Stock Fund II

Fund Objective

The investment objective of this fund is to specifically exclude companies dealing in Gambling, Contests, Liquor, Entertainment (Films, TV etc.), Hotels, Tobacco and Tobacco related Institutions.

Portfolio Allocation

	Stated (%)	Actual (%)
Equity*	75 -100	74.70
Bank deposits and money market instruments	0 - 25	23.66
Net Current Assets*		1.64
Total		100.00

*Net current asset represents net of receivables and payables for investments held.

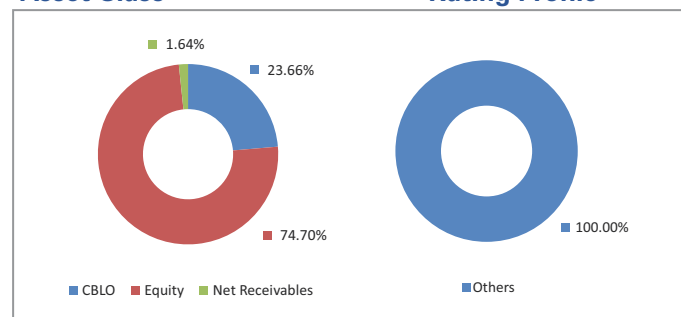
Portfolio

Company/Issuer	Sector/Rating	Exposure (%)
Equity		74.70%
Reliance Industries Limited	Manufacture of Coke and Refined Petroleum Products	3.88%
Infosys Limited	Computer Programming, Consultancy and Related Activities	3.85%
Hindalco Industries Limited	Manufacture of Basic Metals	3.60%
Maruti Suzuki India Limited	Manufacture of Motor Vehicles, Trailers and Semi-Trailers	3.13%
Nestle India Limited	Manufacture of Food Products	3.12%
Larsen & Toubro Limited	Civil Engineering (Infra)	3.06%
Hindustan Unilever Limited	Manufacture of Chemicals and Chemical Products	2.90%
HCL Technologies Limited	Computer Programming, Consultancy and Related Activities	2.38%
Johnson Controls - Hitachi Air Conditioning India Limited	Manufacture of Machinery and Equipment N.E.C.	2.10%
Godrej Consumer Products Limited	Manufacture of Chemicals and Chemical Products	1.86%
Others		44.83%
Money Market, Deposits & Other		25.30%
Total		100.00%

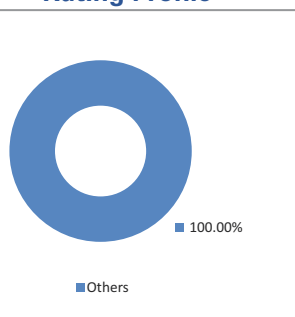
Fund Details

Description	
SFIN Number	ULIF07709/01/2017PURSTKFUN2116
Launch Date	05-June-17
Face Value	10
Risk Profile	Very High
Benchmark	Nifty 50 Index
Fund Manager Name	Sampath Reddy, Reshma Banda
Number of funds managed by fund manager:	Sampath Reddy Reshma Banda
Equity	19 28
Debt	- -
Hybrid	10 25
NAV as on 30-September-17	10.1196
AUM (Rs. Cr)	118.21
Equity	74.70%
Debt	23.66%
Net current asset	1.64%

Asset Class

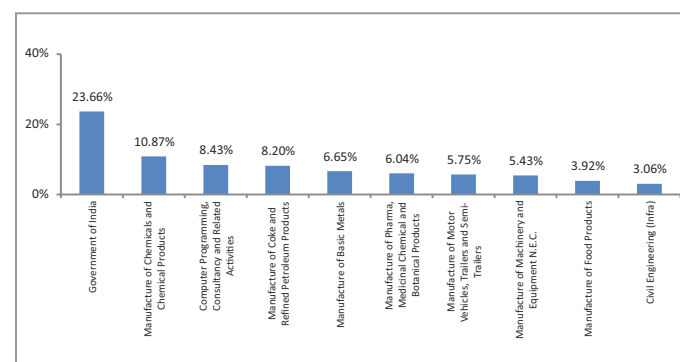


Rating Profile



*Others includes Equity, CBLO, Net receivable/payable and FD

Top 10 Sectors



Note : 'Financial & insurance activities' sector includes exposure to 'Fixed Deposits' & 'Certificate of Deposits'.

Performance

Period	1 Month	6 Months	1 Year	2 Years	3 Years	Inception
Fund	-0.72%	-	-	-	-	1.20%
Benchmark	-1.30%	-	-	-	-	1.17%

Returns less than or equal to 1 year are absolute. Returns greater than 1 year are compounded annualised growth rate (CAGR). Past performance is not indicative of future performance

September 2017

Asset Allocation Fund

Fund Objective

To realize a level of total income, including current income and capital appreciation, which is consistent with reasonable investment risk. The investment strategy will involve a flexible policy for allocating assets among equities, bonds and cash.

Portfolio Allocation

	Stated (%)	Actual (%)
Equity	0 - 100	58.99
Debt and Money market instruments	0 - 100	46.77
Net Current Assets*		-5.76
Total		100.00

*Net current asset represents net of receivables and payables for investments held.

Portfolio

Company/Issuer	Sector/Rating	Exposure (%)
Equity		58.99%
HDFC Bank Limited	Financial and Insurance Activities	4.37%
Hindalco Industries Limited	Manufacture of Basic Metals	3.22%
Yes Bank Limited	Financial and Insurance Activities	3.18%
ITC Limited	Manufacture of Tobacco Products	2.97%
Maruti Suzuki India Limited	Manufacture of Motor Vehicles, Trailers and Semi-Trailers	2.78%
Infosys Limited	Computer Programming, Consultancy and Related Activities	2.72%
Mphasis Limited	Computer Programming, Consultancy and Related Activities	2.32%
Reliance Industries Limited	Manufacture of Coke and Refined Petroleum Products	2.29%
ICICI Bank Limited	Financial and Insurance Activities	2.14%
Housing Development Finance Corporation Limited	Financial and Insurance Activities	2.03%
Others		30.98%
Corporate Bond		9.85%
8.57% India Bulls Housing Finance Ltd (MD 30/03/2022)	AAA	1.32%
7.83% LIC Housing Finance Ltd NCD (MD 25/09/2026) (Put Date 26/11/2020)	AAA	0.93%
8.45% Bajaj Finance Ltd NCD (MD 29/09/2026)	AAA	0.89%
10.63 IOT NCD Series IV-STRIP-6 (MD 20/09/2028)	AAA	0.57%
8.28% POWER FINANCE CORPORATION LTD NCD (MD 04/09/2018)	AAA	0.56%
NOVO X Trust - Locomotive Series Q (MD 15/04/2019)	AAA	0.56%
7.90% HDFC Ltd NCD (MD 24/08/2026)	AAA	0.46%
9.39% LICHL NCD (MD 23/08/2024)(Put Date 26/08/2015)	AAA	0.46%
NOVO X Trust - Locomotive Series T (MD 15/10/2020)	AAA	0.42%
8.5935% IDFC Bank Ltd (Compounded Annually) (MD 21/10/2021)	AAA	0.41%
Others		3.27%
Sovereign		26.90%

Company/Issuer	Sector/Rating	Exposure (%)
6.68% GOI (MD 17/09/2031)	SOV	7.23%
6.79% GOI (MD 15/05/2027)	SOV	6.95%
8.28% GOI (MD 21/09/2027)	SOV	6.56%
8.24% GOI - 15-Feb-2027	SOV	4.83%
7.68% GOI (MD 15/12/2023)	SOV	0.98%
8.26% GOI (MD 02/08/2027)	SOV	0.22%
8.26% MAHARASHTRA SDL (MD 12/08/2025)	SOV	0.11%
8.94% Gujarat SDL (MD 07/03/2022)	SOV	0.03%
Money Market, Deposits & Other		4.25%
Total		100.00%

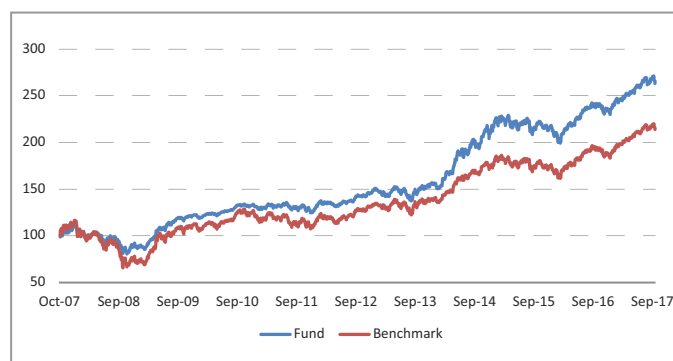
Fund Details

Description			
SFIN Number	ULIF04528/09/07ASSETALLOC116		
Launch Date	01-Oct-07		
Face Value	10		
Risk Profile	High		
Benchmark	CRISIL Balanced Fund - Aggressive Index		
Fund Manager Name	Sampath Reddy, Reshma Banda, Durgadutt Dhar		
Number of funds managed by fund manager:	Sampath Reddy	Reshma Banda	Durgadutt Dhar
Equity	19	28	-
Debt	-	-	29
Hybrid	10	25	25
NAV as on 30-September-17	26.5898		
AUM (Rs. Cr)	1,784.09		
Equity	58.99%		
Debt	46.77%		
Net current asset	-5.76%		

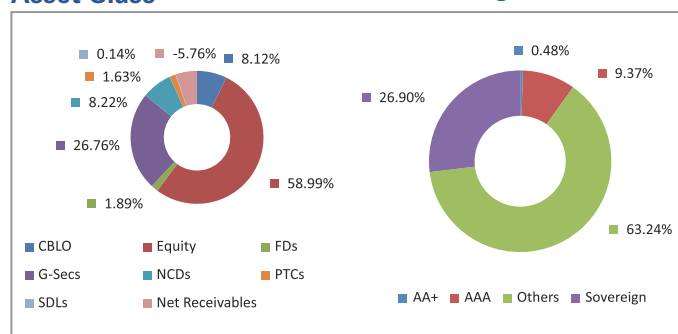
Quantitative Indicators

Modified Duration	5.12
-------------------	------

Growth of Rs. 100



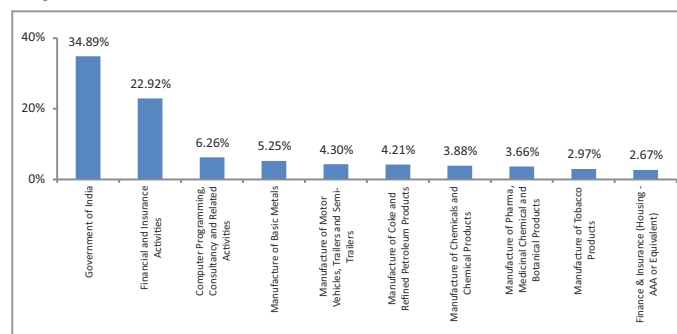
Asset Class



*Others includes Equity, CBLO, Net receivable/payable and FD

Rating Profile

Top 10 Sectors



Note : 'Financial & insurance activities' sector includes exposure to 'Fixed Deposits' & 'Certificate of Deposits'.

Performance

Period	1 Month	6 Months	1 Year	2 Years	3 Years	Inception
Fund	-0.68%	5.52%	11.25%	10.55%	10.29%	10.27%
Benchmark	-0.83%	5.95%	11.80%	10.72%	8.57%	7.94%

Returns less than or equal to 1 year are absolute. Returns greater than 1 year are compounded annualised growth rate (CAGR). Past performance is not indicative of future performance

September 2017

Asset Allocation Pension Fund

Fund Objective

To realize a level of total income, including current income and capital appreciation, which is consistent with reasonable investment risk. The investment strategy will involve a flexible policy for allocating assets among equities, bonds and cash. The fund strategy will be to adjust the mix between these asset classes to capitalize on the changing financial markets and economic conditions.

Portfolio Allocation

	Stated (%)	Actual (%)
Equity	0 - 100	60.28
Debt and Money market instruments	0 - 100	39.67
Net Current Assets*		0.05
Total		100.00

*Net current asset represents net of receivables and payables for investments held.

Portfolio

Company/Issuer	Sector/Rating	Exposure (%)
Equity		60.28%
HDFC Bank Limited	Financial and Insurance Activities	4.28%
Hindalco Industries Limited	Manufacture of Basic Metals	3.29%
Yes Bank Limited	Financial and Insurance Activities	3.10%
Infosys Limited	Computer Programming, Consultancy and Related Activities	2.89%
Maruti Suzuki India Limited	Manufacture of Motor Vehicles, Trailers and Semi-Trailers	2.87%
ITC Limited	Manufacture of Tobacco Products	2.86%
Mphasis Limited	Computer Programming, Consultancy and Related Activities	2.37%
Housing Development Finance Corporation Limited	Financial and Insurance Activities	2.29%
ICICI Bank Limited	Financial and Insurance Activities	2.16%
Nestle India Limited	Manufacture of Food Products	2.04%
Others		32.13%
Corporate Bond		4.64%
9.30% Sundaram BNP Paribas Home Finance Ltd. (MD 08/05/2018)	AA+	2.18%
9.75% IL&FS Ltd (MD 11/08/2018)	AAA	1.48%
9.25% Bajaj Finance Limited (MD 03/05/2018)	AAA	0.98%
Sovereign		27.33%
8.28% GOI (MD 21/09/2027)	SOV	15.39%
6.79% GOI (MD 15/05/2027)	SOV	10.88%
6.68% GOI (MD 17/09/2031)	SOV	1.06%
Money Market, Deposits & Other		7.75%
Total		100.00%

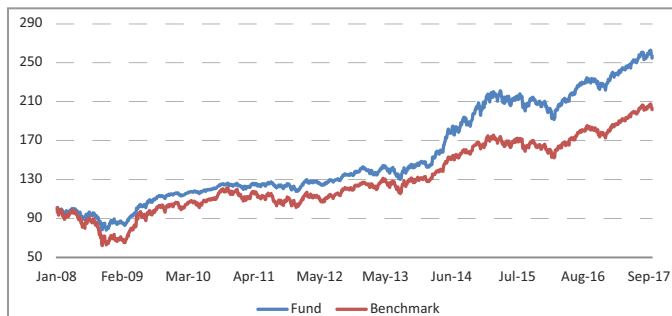
Fund Details

Description			
SFIN Number	ULIF04628/01/08ASALLOCPEN116		
Launch Date	27-Jan-08		
Face Value	10		
Risk Profile	High		
Benchmark	CRISIL Balanced Fund - Aggressive Index		
Fund Manager Name	Sampath Reddy, Reshma Banda, Durgadutt Dhar		
Number of funds managed by fund manager:	Sampath Reddy	Reshma Banda	Durgadutt Dhar
Equity	19	28	-
Debt	-	-	29
Hybrid	10	25	25
NAV as on 30-September-17	25.6798		
AUM (Rs. Cr)	92.74		
Equity	60.28%		
Debt	39.67%		
Net current asset	0.05%		

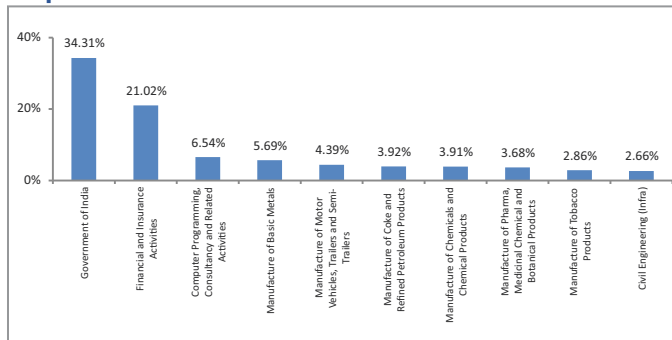
Quantitative Indicators

Modified Duration	4.88
-------------------	------

Growth of Rs. 100

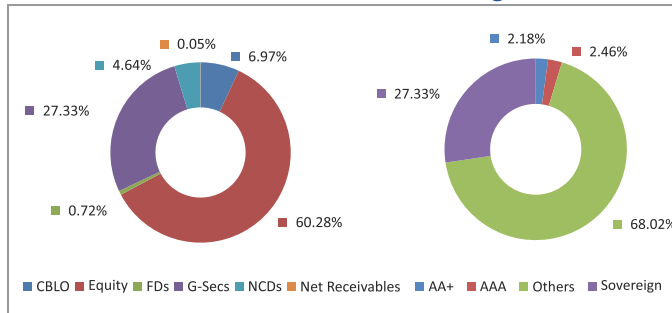


Top 10 Sectors

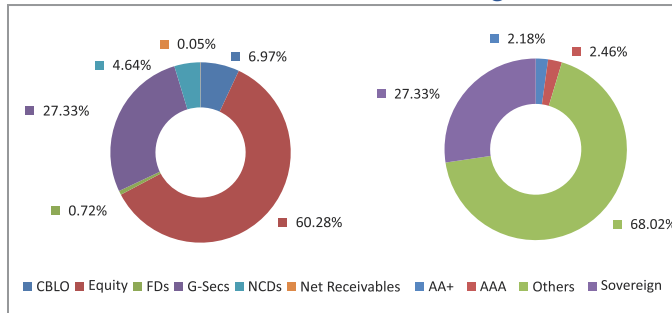


Note : 'Financial & insurance activities' sector includes exposure to 'Fixed Deposits' & 'Certificate of Deposits'.

Asset Class



Rating Profile



*Others includes Equity, CBLO, Net receivable/payable and FD

Performance

Period	1 Month	6 Months	1 Year	2 Years	3 Years	Inception
Fund	-0.66%	5.49%	11.46%	10.92%	10.77%	10.23%
Benchmark	-0.83%	5.95%	11.80%	10.72%	8.57%	7.57%

Returns less than or equal to 1 year are absolute. Returns greater than 1 year are compounded annualised growth rate (CAGR). Past performance is not indicative of future performance

September 2017

Asset Allocation Fund II

Fund Objective

The investment objective of this fund will be to realize a level of total income, including current income and capital appreciation, which is consistent with reasonable investment risk. The investment strategy will involve a flexible policy for allocating assets among equities, bonds and cash.

Portfolio Allocation

	Stated (%)	Actual (%)
Equity	40 - 90	51.01
Debt , Bank deposits & Fixed Income Securities	0 - 60	43.78
Money Market instrument	0 - 50	8.28
Net Current Assets*		-3.07
Total		100.00

*Net current asset represents net of receivables and payables for investments held.

Portfolio

Company/Issuer	Sector/Rating	Exposure (%)
Equity		51.01%
HDFC Bank Limited	Financial and Insurance Activities	4.25%
Yes Bank Limited	Financial and Insurance Activities	3.16%
ITC Limited	Manufacture of Tobacco Products	3.07%
Reliance Industries Limited	Manufacture of Coke and Refined Petroleum Products	2.93%
Hindalco Industries Limited	Manufacture of Basic Metals	2.72%
Maruti Suzuki India Limited	Manufacture of Motor Vehicles, Trailers and Semi-Trailers	2.29%
Infosys Limited	Computer Programming, Consultancy and Related Activities	1.96%
Mphasis Limited	Computer Programming, Consultancy and Related Activities	1.96%
ICICI Bank Limited	Financial and Insurance Activities	1.86%
Nestle India Limited	Manufacture of Food Products	1.69%
Others		25.12%
Corporate Bond		4.82%
9.30% Sundaram BNP Paribas Home Finance Ltd. (MD 08/05/2018)	AA+	2.62%
8.70% Power Finance Corporation Ltd NCD (MD 15/01/2020)	AAA	0.65%
8.44% RECL NCD (MD 04/12/2021)	AAA	0.44%
9.18% Power Finance Corporation Ltd (MD 15/04/2021)	AAA	0.37%
9.57% IRFC Ltd (MD 31/05/2021)	AAA	0.15%
8.58% LIC Housing Finance Ltd NCD (MD 01/08/2025) (Put Date 03/05/2019)	AAA	0.15%
8.50% IRFC Ltd (MD 22/06/2020)	AAA	0.15%
8.69% LIC Housing Finance Ltd NCD (MD 17/05/2019)	AAA	0.14%
8.60% LIC Housing Finance Ltd NCD Option I (MD 26/02/2021)	AAA	0.07%
8.68% LIC Housing Finance Ltd (MD 30/03/2020)	AAA	0.07%
Sovereign		37.93%

Company/Issuer	Sector/Rating	Exposure (%)
6.79% GOI (MD 15/05/2027)	SOV	14.13%
8.28% GOI (MD 21/09/2027)	SOV	11.14%
7.68% GOI (MD 15/12/2023)	SOV	6.34%
6.68% GOI (MD 17/09/2031)	SOV	4.82%
8.89% Maharastra SDL (MD 05/10/2021)	SOV	1.50%
Money Market, Deposits & Other		6.23%
Total		100.00%

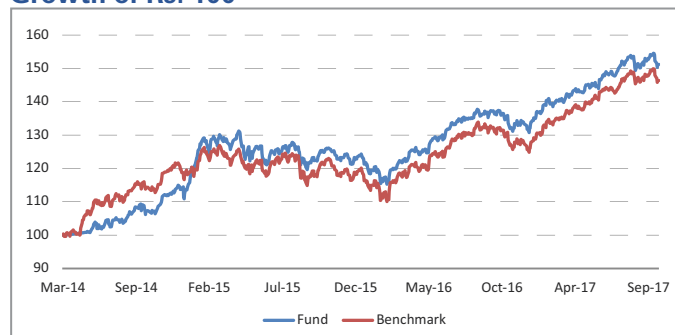
Fund Details

Description			
SFIN Number	ULIF07205/12/13ASSETALL02116		
Launch Date	31-Mar-14		
Face Value	10		
Risk Profile	High		
Benchmark	CRISIL Balanced Fund - Aggressive Index		
Fund Manager Name	Sampath Reddy, Reshma Banda, Durgadutt Dhar		
Number of funds managed by fund manager:	Sampath Reddy	Reshma Banda	Durgadutt Dhar
Equity	19	28	-
Debt	-	-	29
Hybrid	10	25	25
NAV as on 30-September-17	15.1186		
AUM (Rs. Cr)	142.76		
Equity	51.01%		
Debt	52.06%		
Net current asset	-3.07%		

Quantitative Indicators

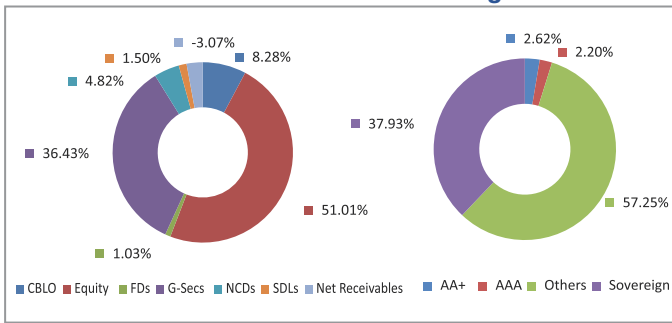
Modified Duration	5.02
-------------------	------

Growth of Rs. 100



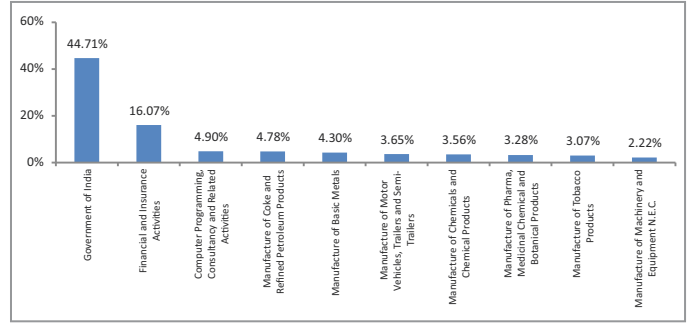
Asset Class

Rating Profile



*Others includes Equity, CBLO, Net receivable/payable and FD

Top 10 Sectors



Note : 'Financial & insurance activities' sector includes exposure to 'Fixed Deposits' & 'Certificate of Deposits'.

Performance

Period	1 Month	6 Months	1 Year	2 Years	3 Years	Inception
Fund	-0.72%	5.51%	11.43%	10.60%	12.12%	12.52%
Benchmark	-0.83%	5.95%	11.80%	10.72%	8.57%	11.48%

Returns less than or equal to 1 year are absolute. Returns greater than 1 year are compounded annualised growth rate (CAGR), Past performance is not indicative of future performance

September 2017

Bond Fund

Fund Objective

To provide accumulation of income through investment in high quality fixed income securities like G-Secs, and corporate debt rated AA and above.

Portfolio Allocation

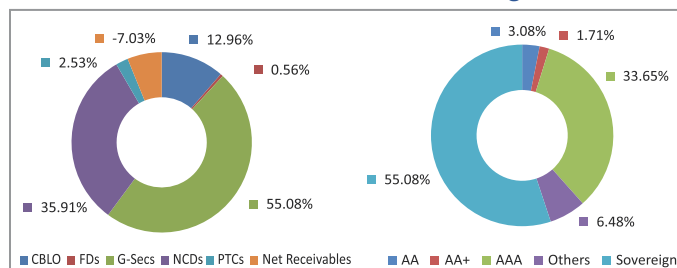
	Stated (%)	Actual (%)
Debt and money market instruments	0 - 100	107.03
Net Current Assets*		-7.03
Total		100.00

*Net current asset represents net of receivables and payables for investments held.

Portfolio

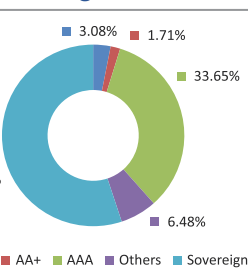
Company/Issuer	Rating	Exposure (%)
Corporate Bond		38.44%
8.57% India Bulls Housing Finance Ltd (MD 30/03/2022)	AAA	2.73%
8.25% Tata Sons Ltd NCD (MD 23/03/2022)	AAA	2.54%
7.39% LIC Housing Finance Ltd NCD (MD 30/08/2022)	AAA	2.42%
8.90% Indiabulls Housing Finance LTD NCD (MD 26/09/2021)	AAA	2.04%
8.75% Indiabulls Housing Finance LTD NCD (MD 26/09/2021)	AAA	2.04%
8.85% Bajaj Finance Limited NCD (MD 15/07/2026)	AAA	1.94%
7.90% HDFC Ltd NCD (MD 24/08/2026)	AAA	1.93%
7.68% Fullerton India Credit Co Ltd S 56 NCD (MD 14/08/2020)	AAA	1.43%
7.85% Cholamandalam Invst &Fin Co NCD (MD 08/02/2019)(C-08082018)	AA	1.42%
NOVO X Trust - Locomotive Series O (MD 15/04/2018)	AAA	1.29%
Others		18.66%
Sovereign		55.08%
6.79% GOI (MD 15/05/2027)	SOV	37.88%
8.24% GOI - 15-Feb-2027	SOV	9.98%
8.15% GOI (MD 24/11/2026)	SOV	5.49%
7.68% GOI (MD 15/12/2023)	SOV	0.86%
8.26% GOI (MD 02/08/2027)	SOV	0.86%
Money Market, Deposits & Other		6.48%
Total		100.00%

Asset Class



*Others includes Equity, CBLO, Net receivable/payable and FD

Rating Profile



Performance

Period	1 Month	6 Months	1 Year	2 Years	3 Years	Inception
Fund	0.11%	3.95%	6.84%	9.07%	10.48%	9.23%
Benchmark	0.04%	4.43%	7.94%	9.69%	10.64%	7.83%

Returns less than or equal to 1 year are absolute. Returns greater than 1 year are compounded annualised growth rate (CAGR). Past performance is not indicative of future performance

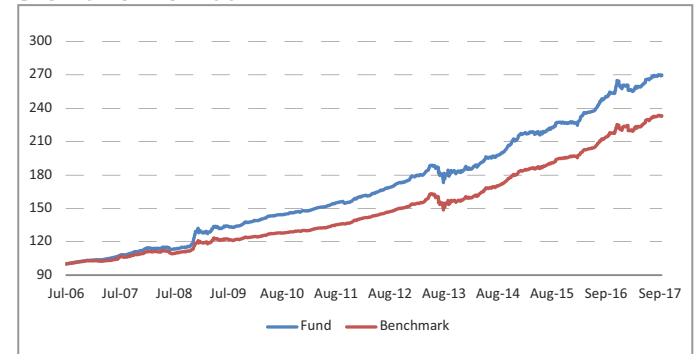
Fund Details

Description	
SFIN Number	ULIF02610/07/06BONDFUNDLI116
Launch Date	10-Jul-06
Face Value	10
Risk Profile	Moderate
Benchmark	CRISIL Composite Bond Fund Index
Fund Manager Name	Durgadutt Dhar
Number of funds managed by fund manager:	
Equity	-
Debt	29
Hybrid	25
NAV as on 30-September-17	26.9696
AUM (Rs. Cr)	1,063.40
Equity	-
Debt	107.03%
Net current asset	-7.03%

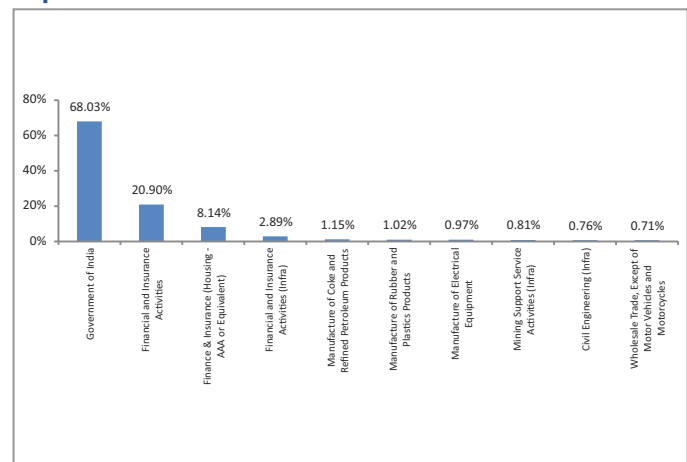
Quantitative Indicators

Modified Duration	4.75
-------------------	------

Growth of Rs. 100



Top 10 Sectors



Note : 'Financial & insurance activities' sector includes exposure to 'Fixed Deposits' & 'Certificate of Deposits'.

September 2017

Premier Bond Fund

Fund Objective

To provide accumulation of income through investment in high quality fixed income securities.

Portfolio Allocation

	Stated (%)	Actual (%)
G-Secs, Bonds, Fixed Deposits and Money Market instruments*	0 - 100	106.82
Net Current Assets*		-6.82
Total		100.00

*Net current asset represents net of receivables and payables for investments held.

*Including Loan

Portfolio

Company/Issuer	Rating	Exposure (%)
Corporate Bond		14.79%
10.09% MRF Limited (MD 27/05/2021)	AA+	4.95%
8.85% Axis Bank Ltd (MD 05/12/2024)	AAA	4.90%
9.25% Bajaj Finance Limited (MD 03/05/2018)	AAA	2.75%
9.39% LICHFL NCD (MD 23/08/2024) (Put Date 26/08/2015)	AAA	1.00%
7.9612% Cholamandalam Investment & Finance Co. Ltd NCD (MD 26/02/2019)	AA	0.91%
9.75% IL&FS Ltd (MD 11/08/2018)	AAA	0.28%
Sovereign		75.73%
6.79% GOI (MD 15/05/2027)	SOV	31.97%
8.15% GOI (MD 24/11/2026)	SOV	25.24%
7.80% GOI (MD 11/04/2021)	SOV	9.40%
6.84% GOI (MD 19/12/2022)	SOV	9.12%
Money Market, Deposits & Other		9.48%
Total		100.00%

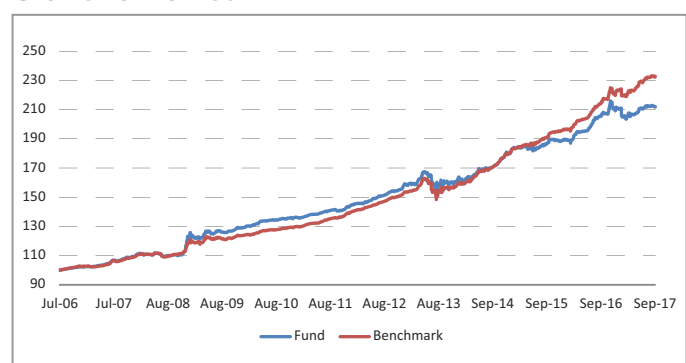
Fund Details

Description	
SFIN Number	ULIF02821/07/06PREMIRBOND116
Launch Date	21-Jul-06
Face Value	10
Risk Profile	Moderate
Benchmark	CRISIL Composite Bond Fund Index
Fund Manager Name	Durgadutt Dhar
Number of funds managed by fund manager:	
Equity	-
Debt	29
Hybrid	25
NAV as on 30-September-17	21.1986
AUM (Rs. Cr)	11.04
Equity	-
Debt	106.82%
Net current asset	-6.82%

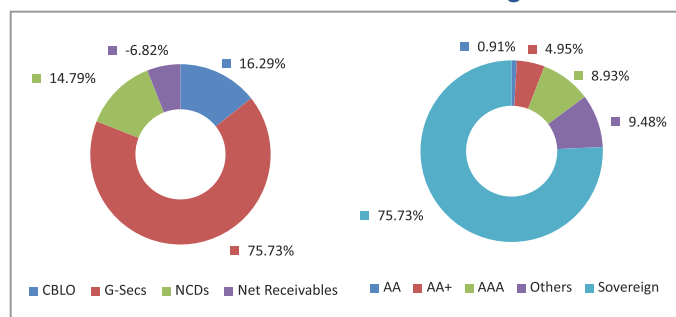
Quantitative Indicators

Modified Duration	4.60
-------------------	------

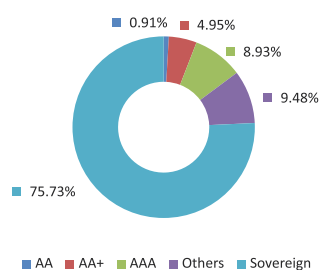
Growth of Rs. 100



Asset Class

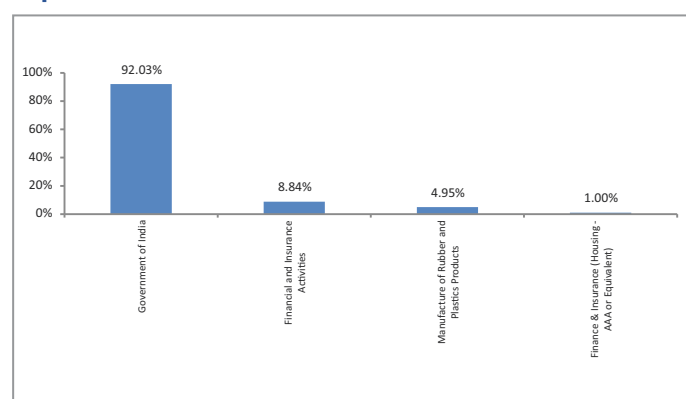


Rating Profile



*Others includes Equity, CBLO, Net receivable/payable and FD

Top 10 Sectors



Note : 'Financial & insurance activities' sector includes exposure to 'Fixed Deposits' & 'Certificate of Deposits'.

Performance

Period	1 Month	6 Months	1 Year	2 Years	3 Years	Inception
Fund	-0.19%	2.04%	2.46%	5.82%	7.26%	6.94%
Benchmark	0.04%	4.43%	7.94%	9.69%	10.64%	7.83%

Returns less than or equal to 1 year are absolute. Returns greater than 1 year are compounded annualised growth rate (CAGR). Past performance is not indicative of future performance

September 2017

Bond Pension Fund

Fund Objective

To provide accumulation of income through investment in high quality fixed income securities.

Portfolio Allocation

	Stated (%)	Actual (%)
Debt and money market instruments	0 - 100	104.63
Net Current Assets*		-4.63
Total		100.00

*Net current asset represents net of receivables and payables for investments held.

Portfolio

Company/Issuer	Rating	Exposure (%)
Corporate Bond		31.53%
9.75% IL&FS Ltd (MD 11/08/2018)	AAA	9.05%
8.79% LIC Housing Finance Ltd NCD (MD 24/11/2017)	AAA	5.32%
8.57% India Bulls Housing Finance Ltd (MD 30/03/2022)	AAA	3.75%
10.00% Shriram Transport Finance Company Ltd (MD 15/07/2019)	AA+	3.70%
11.50% ICICI Bank Ltd (MD 05/01/2019)	AAA	2.80%
8.85% Axis Bank Ltd (MD 05/12/2024)	AAA	2.10%
10.09% MRF Limited (MD 27/05/2021)	AA+	1.93%
7.9612% Cholamandalam Investment & Finance Co. Ltd NCD (MD 26/02/2019)	AA	1.25%
9.30% Sundaram BNP Paribas Home Finance Ltd. (MD 08/05/2018)	AA+	1.07%
11.95% HDFC Ltd (MD 26/11/2018)	AAA	0.56%
Sovereign		65.62%
8.15% GOI (MD 24/11/2026)	SOV	31.19%
6.79% GOI (MD 15/05/2027)	SOV	24.53%
8.26% GOI (MD 02/08/2027)	SOV	7.64%
6.84% GOI (MD 19/12/2022)	SOV	1.78%
7.80% GOI (MD 11/04/2021)	SOV	0.33%
8.24% GOI - 15-Feb-2027	SOV	0.14%
7.68% GOI (MD 15/12/2023)	SOV	0.01%
Money Market, Deposits & Other		2.85%
Total		100.00%

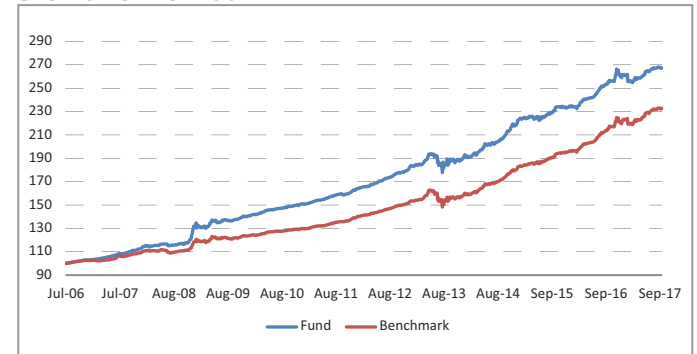
Fund Details

Description	
SFIN Number	ULIF03524/07/06BONDPENFUN116
Launch Date	24-Jul-06
Face Value	10
Risk Profile	Moderate
Benchmark	CRISIL Composite Bond Fund Index
Fund Manager Name	Durgadutt Dhar
Number of funds managed by fund manager:	
Equity	-
Debt	29
Hybrid	25
NAV as on 30-September-17	26.7385
AUM (Rs. Cr)	56.54
Equity	-
Debt	104.63%
Net current asset	-4.63%

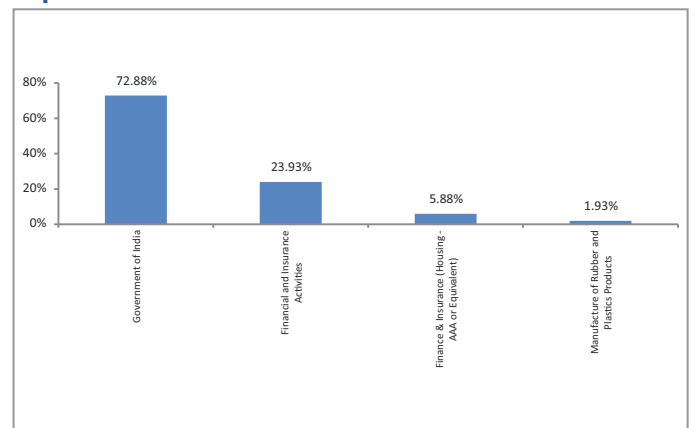
Quantitative Indicators

Modified Duration	4.54
-------------------	------

Growth of Rs. 100

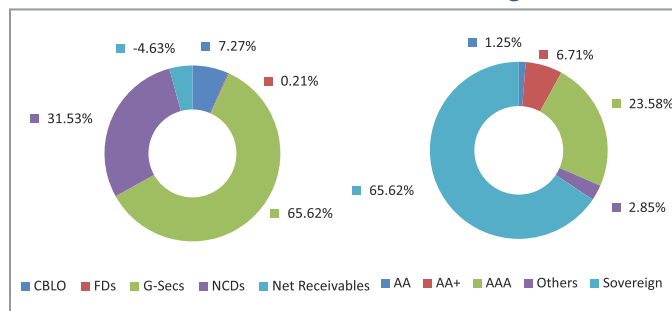


Top 10 Sectors



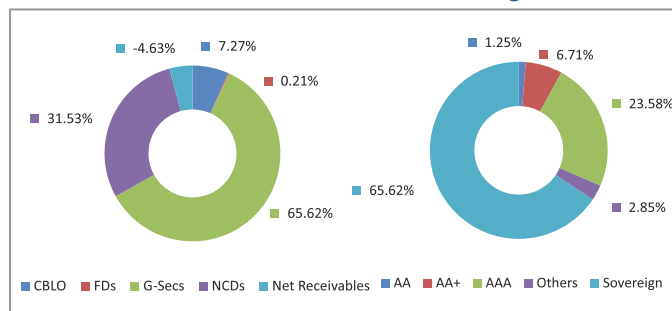
Note : 'Financial & insurance activities' sector includes exposure to 'Fixed Deposits' & 'Certificate of Deposits'.

Asset Class



*Others includes Equity, CBLO, Net receivable/payable and FD

Rating Profile



Performance

Period	1 Month	6 Months	1 Year	2 Years	3 Years	Inception
Fund	-0.07%	3.19%	4.77%	7.03%	9.02%	9.18%
Benchmark	0.04%	4.43%	7.94%	9.69%	10.64%	7.83%

Returns less than or equal to 1 year are absolute. Returns greater than 1 year are compounded annualised growth rate (CAGR). Past performance is not indicative of future performance

September 2017

Debt Fund

Fund Objective

To provide accumulation of income through investment in high quality fixed income Securities.

Portfolio Allocation

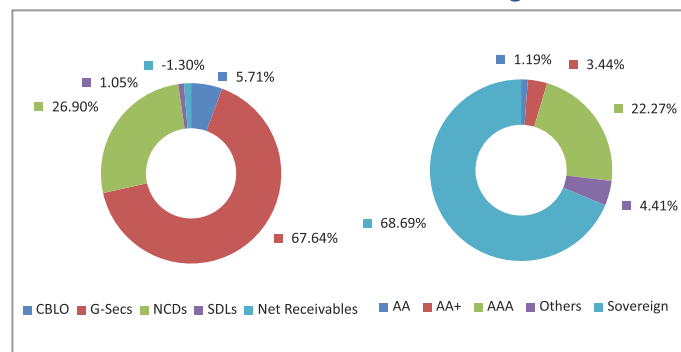
	Stated (%)	Actual (%)
Debt Instruments, FDs & Money Market Instruments*	0 - 100	101.30
Net Current Assets*		-1.3
Total		100.00

*Net current asset represents net of receivables and payables for investments held.
*Including Loan

Portfolio

Company/Issuer	Rating	Exposure (%)
Corporate Bond		26.90%
8.57% India Bulls Housing Finance Ltd (MD 30/03/2022)	AAA	7.93%
8.85% Axis Bank Ltd (MD 05/12/2024)	AAA	4.26%
9.39% LICHFL NCD (MD 23/08/2024)(Put Date 26/08/2015)	AAA	3.26%
10.00% Shriram Transport Finance Company Ltd (MD 15/07/2019)	AA+	2.36%
11.50% ICICI Bank Ltd (MD 05/01/2019)	AAA	2.08%
8.58% LIC Housing Finance Ltd NCD (MD 01/08/2025) (Put Date 03/05/2019)	AAA	1.88%
8.60% LIC Housing Finance Ltd NCD Option I (MD 26/02/2021)	AAA	1.65%
9.75% IL&FS Ltd (MD 11/08/2018)	AAA	1.21%
7.9612% Cholamandalam Investment & Finance Co. Ltd NCD (MD 26/02/2019)	AA	1.19%
10.09% MRF Limited (MD 27/05/2021)	AA+	1.08%
Sovereign		68.69%
8.15% GOI (MD 24/11/2026)	SOV	32.73%
7.80% GOI (MD 11/04/2021)	SOV	10.35%
6.79% GOI (MD 15/05/2027)	SOV	9.54%
8.26% GOI (MD 02/08/2027)	SOV	8.50%
6.84% GOI (MD 19/12/2022)	SOV	6.50%
8.89% Maharastra SDL (MD 05/10/2021)	SOV	1.05%
8.24% GOI - 15-Feb-2027	SOV	0.01%
Money Market, Deposits & Other		4.41%
Total		100.00%

Asset Class



*Others includes Equity, CBLO, Net receivable/payable and FD

Performance

Period	1 Month	6 Months	1 Year	2 Years	3 Years	Inception
Fund	-0.23%	2.38%	2.75%	6.42%	7.99%	6.32%
Benchmark	0.04%	4.43%	7.94%	9.69%	10.64%	6.79%

Returns less than or equal to 1 year are absolute. Returns greater than 1 year are compounded annualised growth rate (CAGR). Past performance is not indicative of future performance

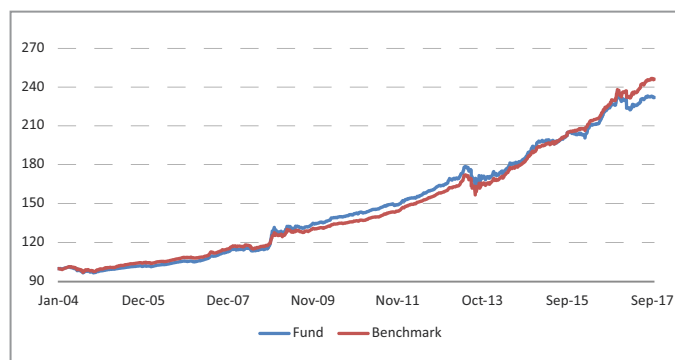
Fund Details

Description	
SFIN Number	ULIF00415/01/04DEBTFUNDLI116
Launch Date	15-Jan-04
Face Value	10
Risk Profile	Moderate
Benchmark	CRISIL Composite Bond Fund Index
Fund Manager Name	Durgadutt Dhar
Number of funds managed by fund manager:	
Equity	-
Debt	29
Hybrid	25
NAV as on 30-September-17	23.1927
AUM (Rs. Cr)	50.76
Equity	-
Debt	101.30%
Net current asset	-1.30%

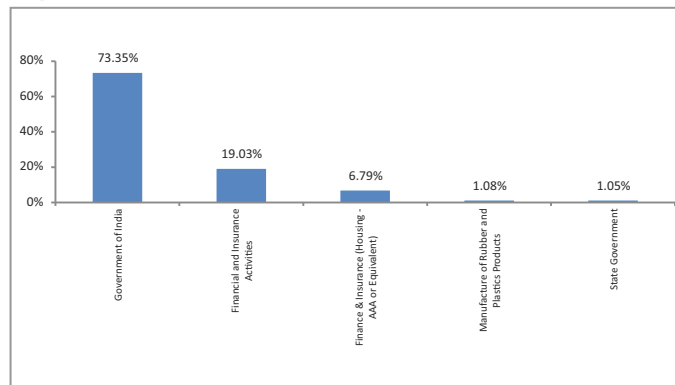
Quantitative Indicators

Modified Duration	4.78
-------------------	------

Growth of Rs. 100



Top 10 Sectors



Note : 'Financial & insurance activities' sector includes exposure to 'Fixed Deposits' & 'Certificate of Deposits'.

September 2017

Debt Plus Fund

Fund Objective

To provide accumulation of income through investment in high quality fixed income Securities.

Portfolio Allocation

	Stated (%)	Actual (%)
Debt Instruments, FDs & Money Market Instruments*	0 - 100	98.83
Net Current Assets*		1.17
Total		100.00

*Net current asset represents net of receivables and payables for investments held.

*Including Loan

Portfolio

Company/Issuer	Rating	Exposure (%)
Corporate Bond		33.03%
8.57% India Bulls Housing Finance Ltd (MD 30/03/2022)	AAA	8.79%
9.75% IL&FS Ltd (MD 11/08/2018)	AAA	7.08%
8.11% RECL Ltd NCD (MD 07/10/2025)	AAA	5.88%
8.53% PFC Ltd NCD (MD 24/07/2020)	AAA	3.87%
9.39% LICHFL NCD (MD 23/08/2024)(Put Date 26/08/2015)	AAA	2.29%
8.60% LIC Housing Finance Ltd NCD Option I (MD 26/02/2021)	AAA	1.59%
7.9612% Cholamandalam Investment & Finance Co. Ltd NCD (MD 26/02/2019)	AA	1.25%
9.25% Bajaj Finance Limited (MD 03/05/2018)	AAA	0.84%
8.37% LIC Housing Finance Ltd NCD (MD 21/05/2023)	AAA	0.73%
8.6585% IDFC Bank Ltd NCD (Compounded Annually) (MD 24/12/2018)	AAA	0.71%
Sovereign		53.96%
8.15% GOI (MD 24/11/2026)	SOV	26.69%
6.79% GOI (MD 15/05/2027)	SOV	9.35%
8.89% Maharashtra SDL (MD 05/10/2021)	SOV	8.86%
8.26% GOI (MD 02/08/2027)	SOV	7.46%
6.84% GOI (MD 19/12/2022)	SOV	1.43%
8.24% GOI - 15-Feb-2027	SOV	0.16%
7.80% GOI (MD 11/04/2021)	SOV	0.01%
Money Market, Deposits & Other		13.00%
Total		100.00%

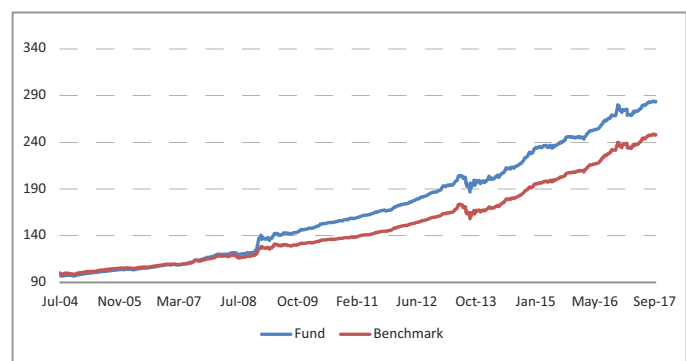
Fund Details

Description	
SFIN Number	ULIF00923/07/04DEBTPUSFU116
Launch Date	23-Jul-04
Face Value	10
Risk Profile	Moderate
Benchmark	CRISIL Composite Bond Fund Index
Fund Manager Name	Durgadutt Dhar
Number of funds managed by fund manager:	
Equity	-
Debt	29
Hybrid	25
NAV as on 30-September-17	28.3523
AUM (Rs. Cr)	72.29
Equity	-
Debt	98.83%
Net current asset	1.17%

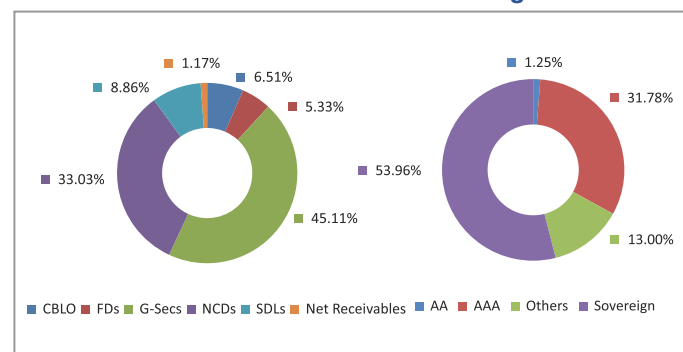
Quantitative Indicators

Modified Duration	4.38
-------------------	------

Growth of Rs. 100

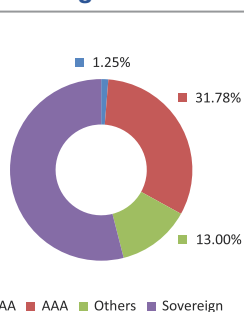


Asset Class

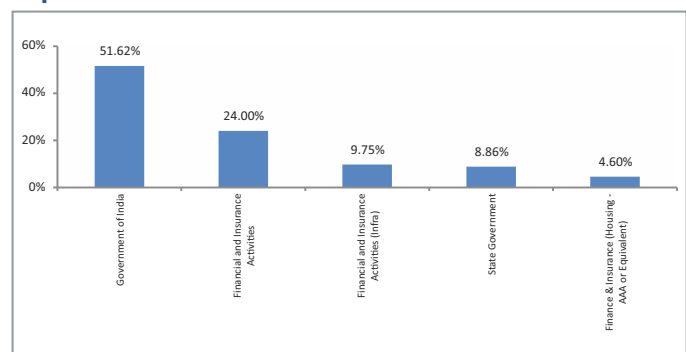


*Others includes Equity, CBLO, Net receivable/payable and FD

Rating Profile



Top 10 Sectors



Note : 'Financial & insurance activities' sector includes exposure to 'Fixed Deposits' & 'Certificate of Deposits'.

Performance

Period	1 Month	6 Months	1 Year	2 Years	3 Years	Inception
Fund	0.03%	3.80%	6.10%	7.57%	9.34%	8.22%
Benchmark	0.04%	4.43%	7.94%	9.69%	10.64%	7.13%

Returns less than or equal to 1 year are absolute. Returns greater than 1 year are compounded annualised growth rate (CAGR). Past performance is not indicative of future performance

September 2017

Debt Plus Pension Fund

Fund Objective

To provide accumulation of income through investment in high quality fixed income Securities.

Portfolio Allocation

	Stated (%)	Actual (%)
Debt Instruments, FDs & Money Market Instruments*	0 - 100	99.50
Net Current Assets*		0.50
Total		100.00

*Net current asset represents net of receivables and payables for investments held.

*Including Loan

Portfolio

Company/Issuer	Rating	Exposure (%)
Corporate Bond		14.11%
8.11% RECL Ltd NCD (MD 07/10/2025)	AAA	7.70%
9.25% Bajaj Finance Limited (MD 03/05/2018)	AAA	3.76%
7.9612% Cholamandalam Investment & Finance Co. Ltd NCD (MD 26/02/2019)	AA	1.87%
9.10% Dewan Housing Finance Corporation Limited (MD 16/08/2019)	AAA	0.78%
Sovereign		80.20%
8.15% GOI (MD 24/11/2026)	SOV	32.84%
7.68% GOI (MD 15/12/2023)	SOV	19.38%
7.80% GOI (MD 11/04/2021)	SOV	13.30%
6.79% GOI (MD 15/05/2027)	SOV	8.43%
6.84% GOI (MD 19/12/2022)	SOV	3.74%
8.24% GOI - 15-Feb-2027	SOV	2.50%
Money Market, Deposits & Other		5.70%
Total		100.00%

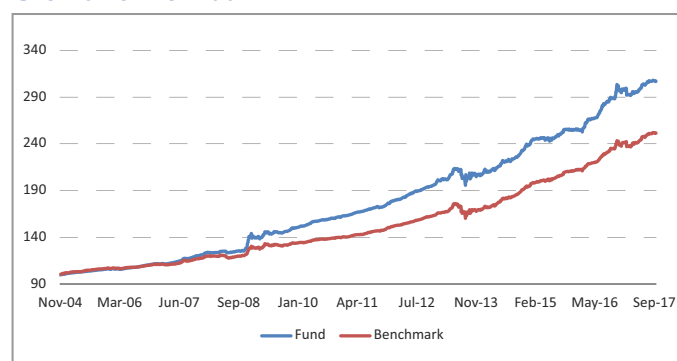
Fund Details

Description	
SFIN Number	ULIF01518/11/04DEBTPLUPEN116
Launch Date	18-Nov-04
Face Value	10
Risk Profile	Moderate
Benchmark	CRISIL Composite Bond Fund Index
Fund Manager Name	Durgadutt Dhar
Number of funds managed by fund manager:	
Equity	-
Debt	29
Hybrid	25
NAV as on 30-September-17	30.7064
AUM (Rs. Cr)	5.39
Equity	-
Debt	99.50%
Net current asset	0.50%

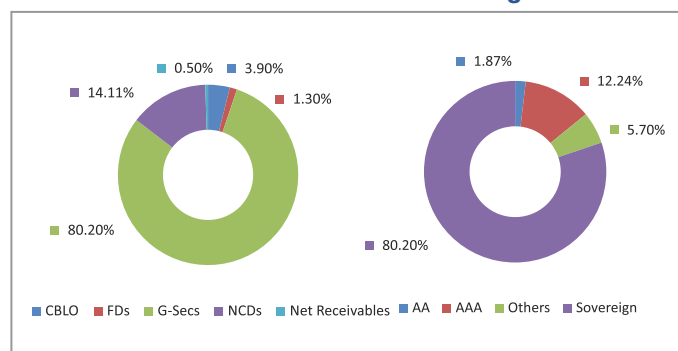
Quantitative Indicators

Modified Duration	4.81
-------------------	------

Growth of Rs. 100



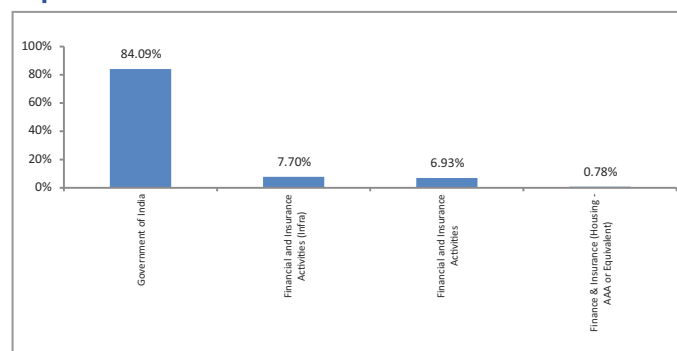
Asset Class



*Others includes Equity, CBLO, Net receivable/payable and FD

Rating Profile

Top 10 Sectors



Note : 'Financial & insurance activities' sector includes exposure to 'Fixed Deposits' & 'Certificate of Deposits'.

Performance

Period	1 Month	6 Months	1 Year	2 Years	3 Years	Inception
Fund	-0.12%	3.80%	6.74%	9.73%	10.81%	9.11%
Benchmark	0.04%	4.43%	7.94%	9.69%	10.64%	7.43%

Returns less than or equal to 1 year are absolute. Returns greater than 1 year are compounded annualised growth rate (CAGR). Past performance is not indicative of future performance

September 2017

Life Long Gain Fund

Fund Objective

To provide accumulation of income through investment in high quality fixed income Securities.

Portfolio Allocation

	Stated (%)	Actual (%)
Government Securities	25 - 100	76.50
Government Securities or Other Approved Securities (including above)	50 - 100	76.50
Approved Investments Infrastructure and Social Sector	15 - 100	16.67
Others*	0 - 35	4.74
Others Approved	0 - 15	-
Net Current Assets*		2.09
Total		100.00

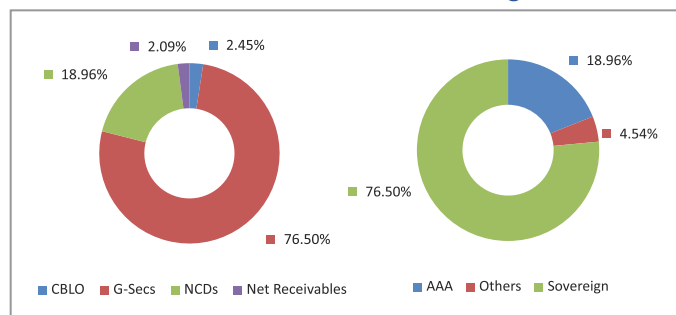
*Net current asset represents net of receivables and payables for investments held.

*Out of the 35%, not more than 15% of investment in 'Other than Approved Investment'

Portfolio

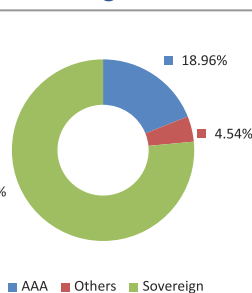
Company/Issuer	Rating	Exposure (%)
Corporate Bond		18.96%
9.69% PFC Bond Series 113 (MD 02/03/2019)	AAA	6.77%
11.95% HDFC Ltd (MD 26/11/2018)	AAA	4.60%
9.64% Power Grid Corporation Ltd. F (MD 31/05/2020)	AAA	3.61%
9.75% IL&FS Ltd (MD 11/08/2018)	AAA	2.29%
8.53% PFC Ltd NCD (MD 24/07/2020)	AAA	1.13%
8.60% LIC Housing Finance Ltd NCD (MD 28/12/2020)	AAA	0.57%
Sovereign		76.50%
8.24% GOI - 15-Feb-2027	SOV	43.30%
8.26% GOI (MD 02/08/2027)	SOV	20.58%
7.61% GOI (MD 09/05/2030)	SOV	5.89%
7.80% GOI (MD 11/04/2021)	SOV	4.52%
8.28% GOI (MD 21/09/2027)	SOV	1.47%
6.84% GOI (MD 19/12/2022)	SOV	0.74%
Money Market, Deposits & Other		4.54%
Total		100.00%

Asset Class



*Others includes Equity, CBLO, Net receivable/payable and FD

Rating Profile



Performance

Period	1 Month	6 Months	1 Year	2 Years	3 Years	Inception
Fund	-0.37%	2.63%	4.04%	6.88%	8.14%	5.45%
Benchmark	0.04%	4.43%	7.94%	9.69%	10.64%	7.13%

Returns less than or equal to 1 year are absolute. Returns greater than 1 year are compounded annualised growth rate (CAGR). Past performance is not indicative of future performance

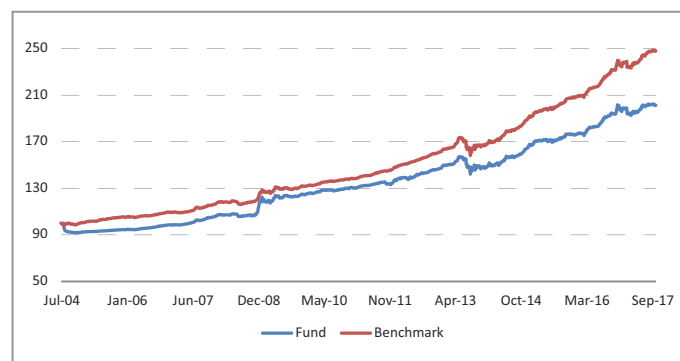
Fund Details

Description	
SFIN Number	ULIF01123/07/04LIFELOGAIN116
Launch Date	23-Jul-04
Face Value	10
Risk Profile	Moderate
Benchmark	CRISIL Composite Bond Fund Index
Fund Manager Name	Durgadutt Dhar
Number of funds managed by fund manager:	
Equity	-
Debt	29
Hybrid	25
NAV as on 30-September-17	20.1335
AUM (Rs. Cr)	18.35
Equity	-
Debt	97.91%
Net current asset	2.09%

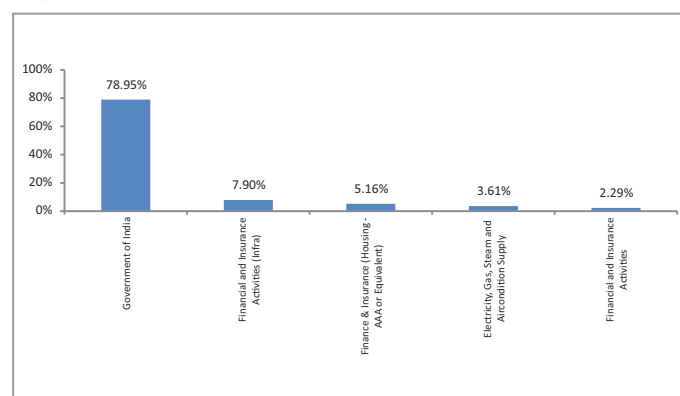
Quantitative Indicators

Modified Duration	5.32
-------------------	------

Growth of Rs. 100



Top 10 Sectors



Note : 'Financial & insurance activities' sector includes exposure to 'Fixed Deposits' & 'Certificate of Deposits'.

September 2017

Premier Debt Fund

Fund Objective

To provide accumulation of income through investment in high quality fixed income Securities.

Portfolio Allocation

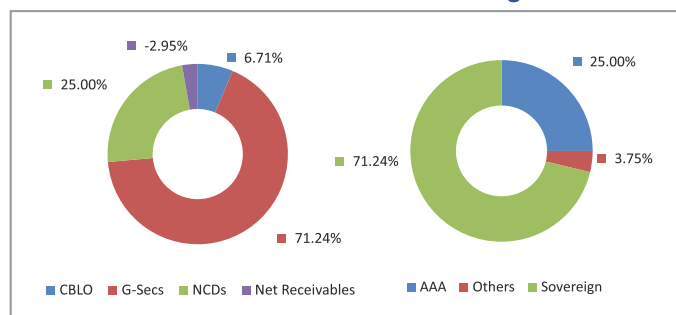
	Stated (%)	Actual (%)
G-Secs, Bonds, Fixed Deposits and Money Market instruments	0 - 100	102.95
Net Current Assets*		-2.95
Total		100.00

*Net current asset represents net of receivables and payables for investments held.

Portfolio

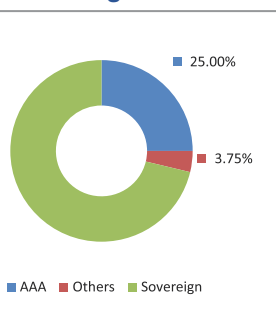
Company/Issuer	Rating	Exposure (%)
Corporate Bond		25.00%
11.50% ICICI Bank Ltd (MD 05/01/2019)	AAA	8.85%
9.75% IL&FS Ltd (MD 11/08/2018)	AAA	7.44%
8.11% RECL Ltd NCD (MD 07/10/2025)	AAA	5.80%
8.60% LIC Housing Finance Ltd NCD Option I (MD 26/02/2021)	AAA	2.92%
Sovereign		71.24%
8.15% GOI (MD 24/11/2026)	SOV	37.46%
6.84% GOI (MD 19/12/2022)	SOV	14.08%
6.79% GOI (MD 15/05/2027)	SOV	12.69%
8.24% GOI - 15-Feb-2027	SOV	7.02%
Money Market, Deposits & Other		3.75%
Total		100.00%

Asset Class



*Others includes Equity, CBLO, Net receivable/payable and FD

Rating Profile



Performance

Period	1 Month	6 Months	1 Year	2 Years	3 Years	Inception
Fund	-0.29%	2.30%	3.04%	6.55%	8.01%	7.52%
Benchmark	0.04%	4.43%	7.94%	9.69%	10.64%	7.53%

Returns less than or equal to 1 year are absolute. Returns greater than 1 year are compounded annualised growth rate (CAGR). Past performance is not indicative of future performance

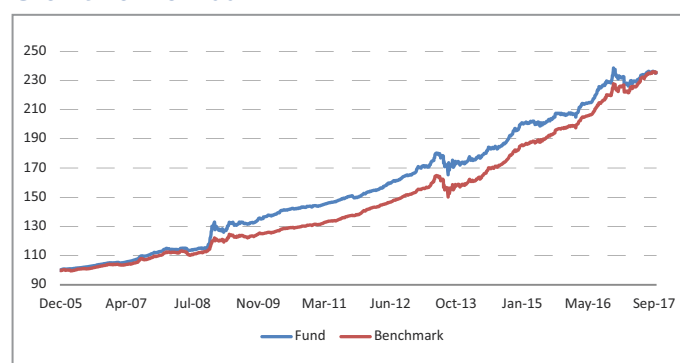
Fund Details

Description	
SFIN Number	ULIF02317/12/05PRERDEBTFU116
Launch Date	17-Dec-05
Face Value	10
Risk Profile	Moderate
Benchmark	CRISIL Composite Bond Fund Index
Fund Manager Name	Durgadutt Dhar
Number of funds managed by fund manager:	
Equity	-
Debt	29
Hybrid	25
NAV as on 30-September-17	23.5153
AUM (Rs. Cr)	3.58
Equity	-
Debt	102.95%
Net current asset	-2.95%

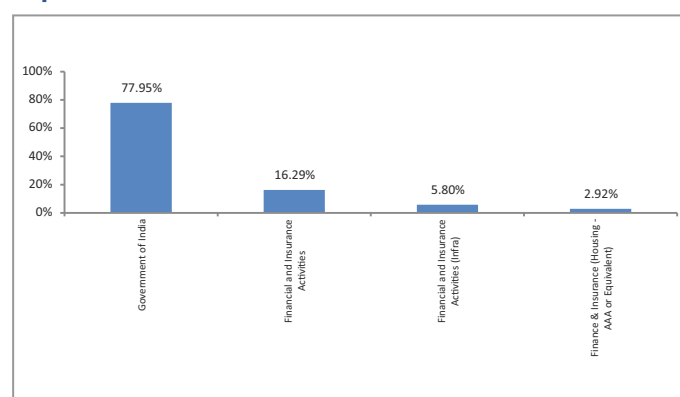
Quantitative Indicators

Modified Duration	4.71
-------------------	------

Growth of Rs. 100



Top 10 Sectors



Note : 'Financial & insurance activities' sector includes exposure to 'Fixed Deposits' & 'Certificate of Deposits'.

September 2017

Liquid Fund

Fund Objective

To have a Fund that protects the invested capital through investments in liquid money market and short-term instruments like commercial papers, certificate of deposits, money market mutual funds, and bank FDs etc.

Portfolio Allocation

	Stated (%)	Actual (%)
Bank deposits and money Market Instruments	0 - 100	100.08
Net Current Assets*		-0.08
Total		100.00

*Net current asset represents net of receivables and payables for investments held.

Portfolio

Company/Issuer	Rating	Exposure (%)
Money Market, Deposits & Other		100.00%
Total		100.00%

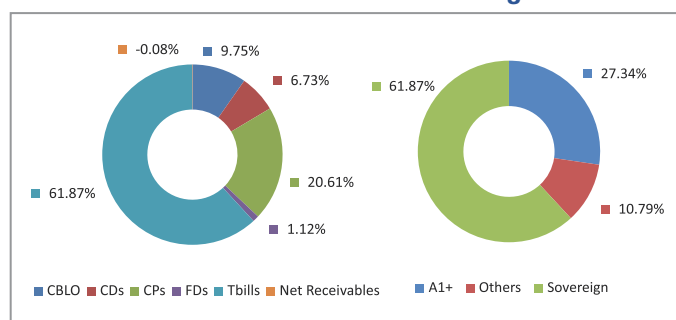
Fund Details

Description	
SFIN Number	ULIF02510/07/06LIQUIDFUND116
Launch Date	10-Jul-06
Face Value	10
Risk Profile	Low
Benchmark	CRISIL Liquid Fund Index
Fund Manager Name	Durgadutt Dhar
Number of funds managed by fund manager:	
Equity	-
Debt	29
Hybrid	25
NAV as on 30-September-17	24.4728
AUM (Rs. Cr)	223.77
Equity	-
Debt	100.08%
Net current asset	-0.08%

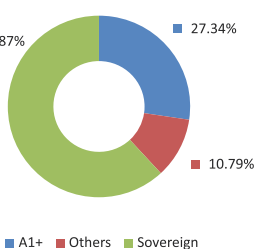
Quantitative Indicators

Modified Duration	0.45
-------------------	------

Asset Class

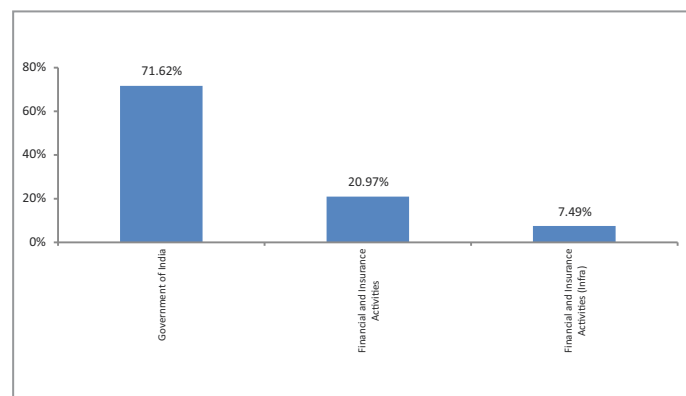


Rating Profile



*Others includes Equity, CBLO, Net receivable/payable and FD

Top 10 Sectors



Note : 'Financial & insurance activities' sector includes exposure to 'Fixed Deposits' & 'Certificate of Deposits'.

Performance

Period	1 Month	6 Months	1 Year	2 Years	3 Years	Inception
Fund	0.42%	2.64%	6.06%	6.84%	7.34%	8.29%
Benchmark	0.52%	3.31%	6.70%	7.19%	7.64%	7.51%

Returns less than or equal to 1 year are absolute. Returns greater than 1 year are compounded annualised growth rate (CAGR). Past performance is not indicative of future performance

September 2017

Liquid Pension Fund

Fund Objective

To have a fund that protects invested capital through investments in liquid money market and short-term instruments.

Portfolio Allocation

	Stated (%)	Actual (%)
FD & Money market instruments*	0 - 100	99.89
Net Current Assets*		0.11
Total		100.00

*Net current asset represents net of receivables and payables for investments held.

*Including Fixed Deposits

Portfolio

Company/Issuer	Rating	Exposure (%)
Money Market, Deposits & Other		100.00%
Total		100.00%

Fund Details

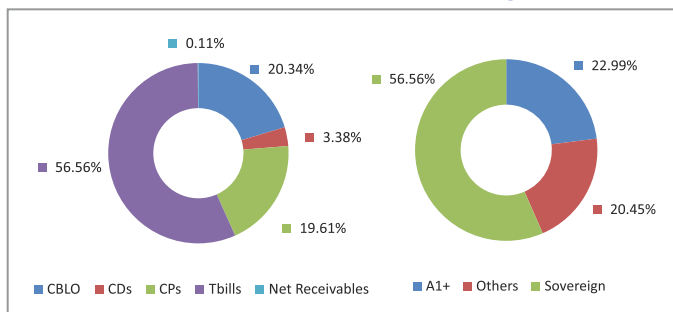
Description	
SFIN Number	ULIF04124/07/06LIQPFUND116
Launch Date	24-Jul-06
Face Value	10
Risk Profile	Low
Benchmark	CRISIL Liquid Fund Index
Fund Manager Name	Durgadutt Dhar
Number of funds managed by fund manager:	
Equity	-
Debt	29
Hybrid	25
NAV as on 30-September-17	24.4854
AUM (Rs. Cr)	6.78
Equity	-
Debt	99.89%
Net current asset	0.11%

Quantitative Indicators

Modified Duration	0.54
-------------------	------

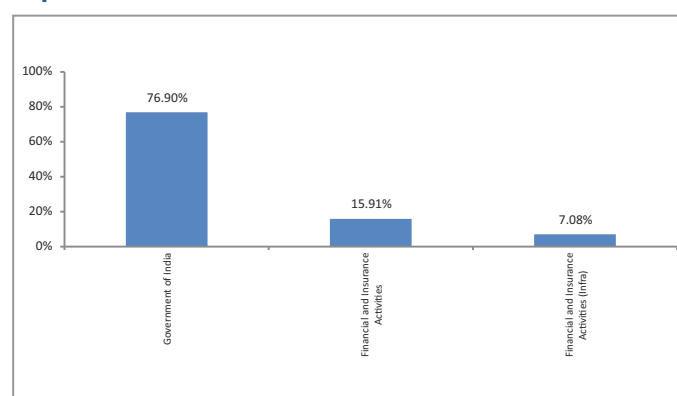
Asset Class

Rating Profile



*Others includes Equity, CBLO, Net receivable/payable and FD

Top 10 Sectors



Note : 'Financial & insurance activities' sector includes exposure to 'Fixed Deposits' & 'Certificate of Deposits'.

Performance

Period	1 Month	6 Months	1 Year	2 Years	3 Years	Inception
Fund	0.41%	2.60%	5.75%	6.79%	7.17%	8.33%
Benchmark	0.52%	3.31%	6.70%	7.19%	7.64%	7.51%

Returns less than or equal to 1 year are absolute. Returns greater than 1 year are compounded annualised growth rate (CAGR). Past performance is not indicative of future performance

September 2017

Cash Fund

Fund Objective

To have a fund that protects invested capital through investments in liquid money market and short-term instruments.

Portfolio Allocation

	Stated (%)	Actual (%)
Money market instruments and short term debt*	0 - 100	99.97
Net Current Assets*		0.03
Total		100.00

*Net current asset represents net of receivables and payables for investments held.

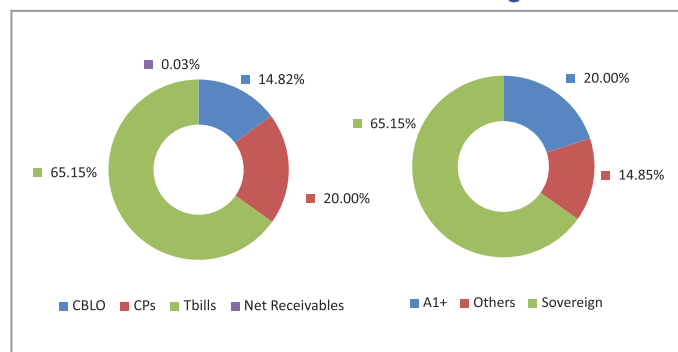
* Including Fixed Deposits

Portfolio

Company/Issuer	Rating	Exposure (%)
Money Market, Deposits & Other		100.00%
Total		100.00%

Asset Class

Rating Profile



*Others includes Equity, CBLO, Net receivable/payable and FD

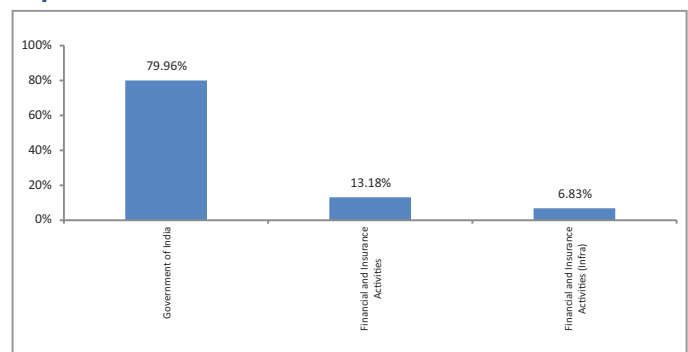
Fund Details

Description	
SFIN Number	ULIF00215/01/04CASHFUNDLI116
Launch Date	15-Jan-04
Face Value	10
Risk Profile	Low
Benchmark	CRISIL Liquid Fund Index
Fund Manager Name	Durgadutt Dhar
Number of funds managed by fund manager:	
Equity	-
Debt	29
Hybrid	25
NAV as on 30-September-17	22.4303
AUM (Rs. Cr)	37.98
Equity	-
Debt	99.97%
Net current asset	0.03%

Quantitative Indicators

Modified Duration	0.43
-------------------	------

Top 10 Sectors



Note : 'Financial & insurance activities' sector includes exposure to 'Fixed Deposits' & 'Certificate of Deposits'.

Performance

Period	1 Month	6 Months	1 Year	2 Years	3 Years	Inception
Fund	0.28%	1.86%	4.27%	5.07%	5.55%	6.07%
Benchmark	0.52%	3.31%	6.70%	7.19%	7.64%	6.99%

Returns less than or equal to 1 year are absolute. Returns greater than 1 year are compounded annualised growth rate (CAGR). Past performance is not indicative of future performance

September 2017

Cash Plus Fund

Fund Objective

To have a fund that protects invested capital through investments in liquid money market and short-term instruments.

Portfolio Allocation

	Stated (%)	Actual (%)
Money market instruments and short term debt*	0 - 100	100.04
Net Current Assets*		-0.04
Total		100.00

*Net current asset represents net of receivables and payables for investments held.
* Including Fixed Deposits

Portfolio

Company/Issuer	Rating	Exposure (%)
Money Market, Deposits & Other		100.00%
Total		100.00%

Fund Details

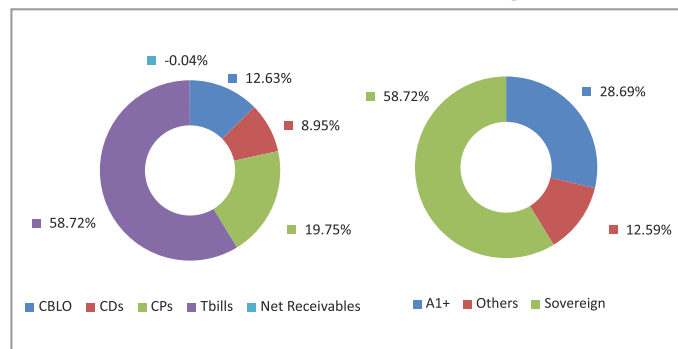
Description	
SFIN Number	ULIF01023/07/04CASHPLUSFU116
Launch Date	23-Jul-04
Face Value	10
Risk Profile	Low
Benchmark	CRISIL Liquid Fund Index
Fund Manager Name	Durgadutt Dhar
Number of funds managed by fund manager:	
Equity	-
Debt	29
Hybrid	25
NAV as on 30-September-17	27.8519
AUM (Rs. Cr)	55.55
Equity	-
Debt	100.04%
Net current asset	-0.04%

Quantitative Indicators

Modified Duration	0.41
-------------------	------

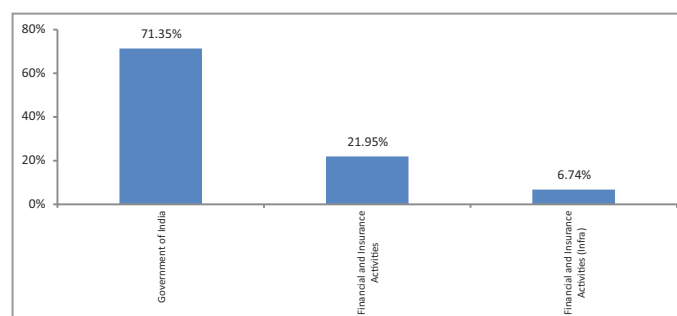
Asset Class

Rating Profile



*Others includes Equity, CBLO, Net receivable/payable and FD

Top 10 Sectors



Note : 'Financial & insurance activities' sector includes exposure to 'Fixed Deposits' & 'Certificate of Deposits'.

Performance

Period	1 Month	6 Months	1 Year	2 Years	3 Years	Inception
Fund	0.44%	2.83%	6.33%	7.19%	7.65%	8.07%
Benchmark	0.52%	3.31%	6.70%	7.19%	7.64%	7.11%

Returns less than or equal to 1 year are absolute. Returns greater than 1 year are compounded annualised growth rate (CAGR). Past performance is not indicative of future performance

September 2017

Cash Plus Pension Fund

Fund Objective

To have a fund that protects invested capital through investments in liquid money market and short-term instruments.

Portfolio Allocation

	Stated (%)	Actual (%)
Money market instruments and short term debt*	0 - 100	99.18
Net Current Assets*		0.82
Total		100.00

*Net current asset represents net of receivables and payables for investments held.
* Including Fixed Deposits

Portfolio

Company/Issuer	Rating	Exposure (%)
Money Market, Deposits & Other		100.00%
Total		100.00%

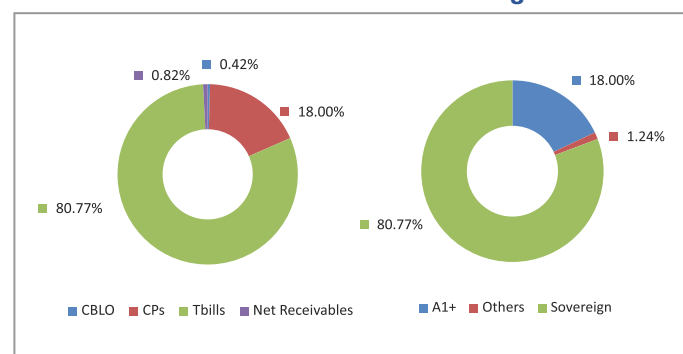
Fund Details

Description	
SFIN Number	ULIF01618/11/04CASHPLUPEN116
Launch Date	18-Nov-04
Face Value	10
Risk Profile	Low
Benchmark	CRISIL Liquid Fund Index
Fund Manager Name	Durgadutt Dhar
Number of funds managed by fund manager:	
Equity	-
Debt	29
Hybrid	25
NAV as on 30-September-17	27.9760
AUM (Rs. Cr)	2.37
Equity	-
Debt	99.18%
Net current asset	0.82%

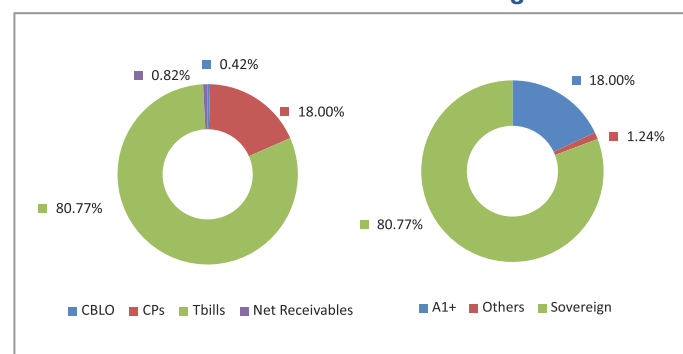
Quantitative Indicators

Modified Duration	0.70
-------------------	------

Asset Class

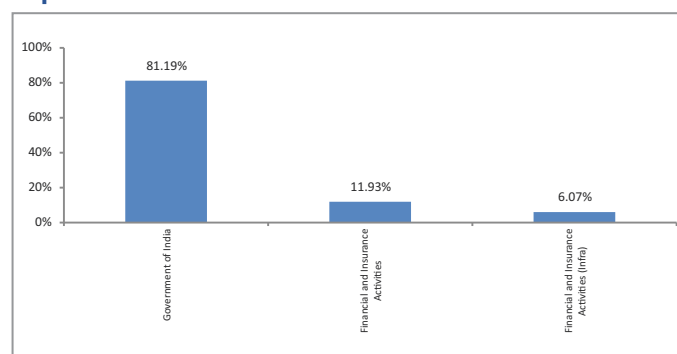


Rating Profile



*Others includes Equity, CBLO, Net receivable/payable and FD

Top 10 Sectors



Note : 'Financial & insurance activities' sector includes exposure to 'Fixed Deposits' & 'Certificate of Deposits'.

Performance

Period	1 Month	6 Months	1 Year	2 Years	3 Years	Inception
Fund	0.45%	2.74%	6.13%	7.11%	7.48%	8.32%
Benchmark	0.52%	3.31%	6.70%	7.19%	7.64%	7.20%

Returns less than or equal to 1 year are absolute. Returns greater than 1 year are compounded annualised growth rate (CAGR). Past performance is not indicative of future performance

September 2017

Max Gain Fund I

Fund Objective

To provide a participation in the upside of the equity market while ensuring highest unit price recorded during the policy term at maturity. The Investment strategy will include dynamic asset allocation between equities, debt and cash. It will also ensure that the gains of the fund are locked-in during the term to achieve the payment of highest unit price recorded during the policy term at maturity.

Portfolio Allocation

	Stated (%)	Actual (%)
Equity & Equity Derivatives	0 - 100	-
Debt and Debt Derivatives	0 - 100	87.16
Money market instruments, liquid Mutual Funds	0 - 100	4.35
Net Current Assets*		8.50
Total		100.00

*Net current asset represents net of receivables and payables for investments held.

Portfolio

Company/Issuer	Sector/Rating	Exposure (%)
Corporate Bond		46.09%
8.15% HDFC Ltd NCD (MD 27/07/2018)	AAA	4.77%
7.63% PNB Housing Finance Ltd NCD (MD 14/07/2020)	AAA	3.52%
8.35% Petronet LNG NCD (14/06/2018)	AA+	2.80%
9.29% PFC (MD 21/08/2022) Put/Call 21/08/2020	AAA	2.45%
8.45% Bajaj Finance Ltd NCD (MD 29/09/2026)	AAA	1.87%
8.61% Sundaram Finance Ltd. (MD 12/04/2019)	AA+	1.87%
8.11% RECL Ltd NCD (MD 07/10/2025)	AAA	1.81%
8.57% India Bulls Housing Finance Ltd (MD 30/03/2022)	AAA	1.78%
8.70% Power Finance Corporation Ltd NCD (MD 15/01/2020)	AAA	1.77%
8.85% Bajaj Finance Limited NCD (MD 15/07/2026)	AAA	1.76%
Others		21.70%
Sovereign		33.74%
8.12% GOI (MD 10/12/2020)	SOV	10.37%
8.89% Maharashtra SDL (MD 05/10/2021)	SOV	4.75%
8.78% Gujarat SDL (MD 21/12/2021)	SOV	3.70%
8.39% Rajasthan UDAY SDL (MD 15/03/2020)	SOV	3.58%
9.51% Maharashtra SDL (MD 11/09/2023)	SOV	3.24%
6.84% GOI (MD 19/12/2022)	SOV	2.89%
8.28% GOI (MD 21/09/2027)	SOV	2.39%
7.68% GOI (MD 15/12/2023)	SOV	0.97%
8.27% Rajasthan SPL SDL (MD 23/06/2023)	SOV	0.71%
8.69% Tamilnadu SDL (MD 24/02/2026)	SOV	0.42%
Others		0.71%
Money Market, Deposits & Other		20.17%
Total		100.00%

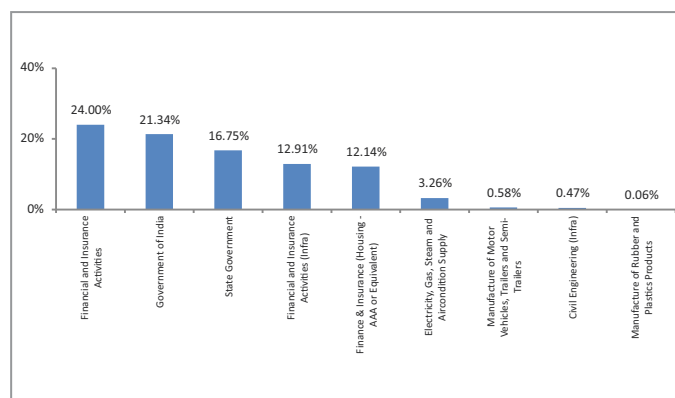
Fund Details

Description		
SFIN Number	ULIF05017/12/09MAXGAINF01116	
Launch Date	15-Dec-09	
Face Value	10	
Risk Profile	High	
Benchmark	-	
Fund Manager Name	Reshma Banda, Durgadutt Dhar	
Number of funds managed by fund manager:	Reshma Banda	Durgadutt Dhar
Equity	28	-
Debt	-	29
Hybrid	25	25
NAV as on 30-September-17	18.2181	
AUM (Rs. Cr)	720.79	
Equity	-	
Debt	91.50%	
Net current asset	8.50%	

Quantitative Indicators

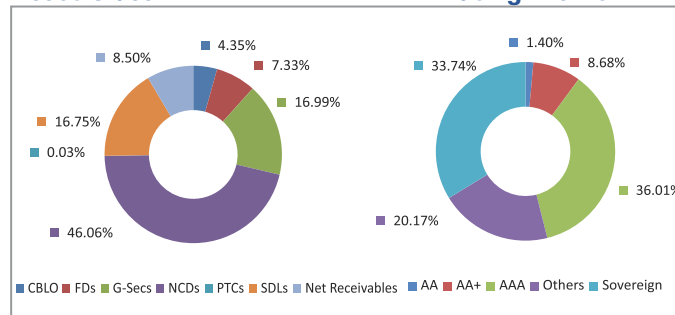
Modified Duration	2.89
-------------------	------

Top 10 Sectors



Note : 'Financial & insurance activities' sector includes exposure to 'Fixed Deposits' & 'Certificate of Deposits'.

Asset Class



*Others includes Equity, CBLO, Net receivable/payable and FD

Performance

Period	1 Month	6 Months	1 Year	2 Years	3 Years	Inception
Fund	0.08%	2.65%	5.07%	6.20%	4.80%	8.00%
Benchmark	-	-	-	-	-	-

Returns less than or equal to 1 year are absolute. Returns greater than 1 year are compounded annualised growth rate (CAGR). Past performance is not indicative of future performance

September 2017

Max Gain Fund II

Fund Objective

To provide a participation in the upside of the equity market while guaranteeing the highest unit price recorded during the policy term at maturity. The Investment strategy consists of dynamic asset allocation between equities, debt and cash. It ensures that the gains of the fund are locked-in so as to guarantee the highest unit price recorded during the policy term at maturity.

Portfolio Allocation

	Stated (%)	Actual (%)
Equity & Equity Derivatives*	0 - 100	56.36
Debt & Debt Derivatives*	0 - 100	33.74
Mutual Funds and Money market instruments	0 - 100	4.27
Net Current Assets*		5.63
Total		100.00

*Net current asset represents net of receivables and payables for investments held.

*as and when allowed by IRDA

Portfolio

Company/Issuer	Sector/Rating	Exposure (%)
Equity		56.36%
Hindalco Industries Limited	Manufacture of Basic Metals	6.22%
HDFC Bank Limited	Financial and Insurance Activities	5.08%
Reliance Industries Limited	Manufacture of Coke and Refined Petroleum Products	4.43%
Housing Development Finance Corporation Limited	Financial and Insurance Activities	4.25%
ITC Limited	Manufacture of Tobacco Products	3.64%
Infosys Limited	Computer Programming, Consultancy and Related Activities	3.14%
Larsen & Toubro Limited	Civil Engineering (Infra)	2.39%
Maruti Suzuki India Limited	Manufacture of Motor Vehicles, Trailers and Semi-Trailers	1.80%
Tata Consultancy Services Limited	Computer Programming, Consultancy and Related Activities	1.78%
Hindustan Unilever Limited	Manufacture of Chemicals and Chemical Products	1.41%
Others		22.21%
Corporate Bond		10.66%
7.83% LIC Housing Finance Ltd NCD (MD 25/09/2026) (Put Date 26/11/2020)	AAA	3.24%
8.95% Bajaj Finance Limited NCD (MD 10/04/2020)	AAA	1.57%
9.18% Power Finance Corporation Ltd (MD 15/04/2021)	AAA	0.88%
9.18% Tata Sons Ltd (MD 23/11/2020)	AAA	0.80%
9.38% EXIM Bank Ltd. (MD 29/09/2021)	AAA	0.65%
8.85% Axis Bank Ltd (MD 05/12/2024)	AAA	0.41%
9.90% LIC Housing Finance Ltd. (MD 11/11/2021)	AAA	0.33%
9.57% IRFC Ltd (MD 31/05/2021)	AAA	0.33%
8.82% RECL Ltd NCD (MD 12/04/2023)	AAA	0.32%
9.67% Tata Sons Ltd (MD 13/09/2022)	AAA	0.25%
Others		1.88%
Sovereign		17.08%
8.28% GOI (MD 21/09/2027)	SOV	7.27%
8.12% GOI (MD 10/12/2020)	SOV	4.65%
8.29% Rajasthan SPL SDL (MD 23/06/2024)	SOV	2.73%
6.84% GOI (MD 19/12/2022)	SOV	2.13%
8.89% Maharastra SDL (MD 05/10/2021)	SOV	0.28%
8.27% Rajasthan SPL SDL (MD 23/06/2023)	SOV	0.03%
Money Market, Deposits & Other		15.90%
Total		100.00%

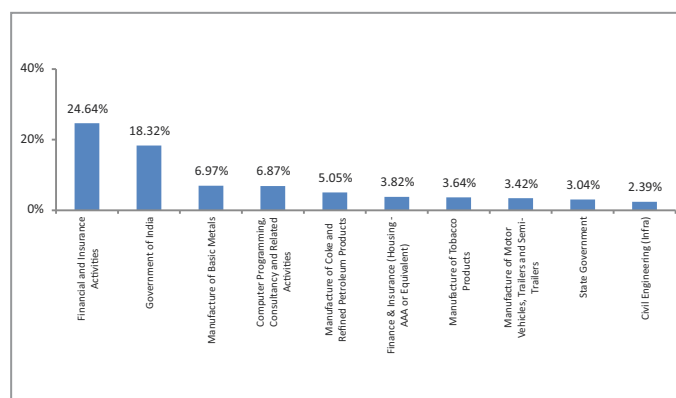
Fund Details

Description	
SFIN Number	ULIF05814/09/10MAXGAINF02116
Launch Date	14-Sep-10
Face Value	10
Risk Profile	High
Benchmark	-
Fund Manager Name	Reshma Banda, Durgadutt Dhar
Number of funds managed by fund manager:	Reshma Banda Durgadutt Dhar
Equity	28 -
Debt	- 29
Hybrid	25 25
NAV as on 30-September-17	17.2302
AUM (Rs. Cr)	132.53
Equity	56.36%
Debt	38.01%
Net current asset	5.63%

Quantitative Indicators

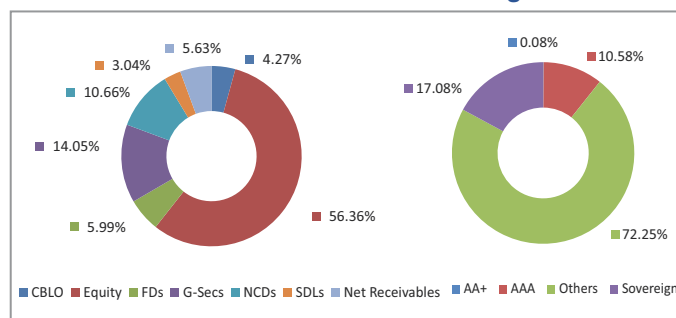
Modified Duration	3.77
-------------------	------

Top 10 Sectors



Note : 'Financial & insurance activities' sector includes exposure to 'Fixed Deposits' & 'Certificate of Deposits'.

Asset Class



*Others includes Equity, CBLO, Net receivable/payable and FD

Performance

Period	1 Month	6 Months	1 Year	2 Years	3 Years	Inception
Fund	-0.68%	5.19%	8.13%	8.40%	6.11%	8.02%
Benchmark	-	-	-	-	-	-

Returns less than or equal to 1 year are absolute. Returns greater than 1 year are compounded annualised growth rate (CAGR). Past performance is not indicative of future performance

September 2017

Shield Plus Fund I

Fund Objective

To provide capital appreciation, subject to minimum guaranteed unit price at Maturity. The fund strategy would be to achieve potential upside by investing adequately in debt securities, equities, mutual funds and highly rated debentures. The Unit Price at maturity (in 10 years time) is guaranteed to be a minimum of 170% of unit price as on the date of allocation of units under a policy.

Portfolio Allocation

	Stated (%)	Actual (%)
Debt securities *	50 - 100	74.86
Debentures	0 - 50	27.26
Mutual Funds, Equities and Money market instruments	0 - 50	5.60
Net Current Assets*		19.54
Total		100.00

*Net current asset represents net of receivables and payables for investments held.

*Including State Development Loan

Portfolio

Company/Issuer	Sector/Rating	Exposure (%)
Equity		4.53%
Housing Development Finance Corporation Limited	Financial and Insurance Activities	0.88%
Infosys Limited	Computer Programming, Consultancy and Related Activities	0.65%
Sun Pharmaceuticals Industries Limited	Manufacture of Pharma, Medicinal Chemical and Botanical Products	0.62%
Bata India limited	Manufacture of Leather and Related Products	0.62%
State Bank of India	Financial and Insurance Activities	0.45%
Castrol India Limited	Manufacture of Coke and Refined Petroleum Products	0.41%
ITC Limited	Manufacture of Tobacco Products	0.35%
Idea Cellular Limited	Telecommunications (Infra)	0.32%
Cummins India Limited	Manufacture of Machinery and Equipment N.E.C.	0.23%
Corporate Bond		40.31%
NOVO X Trust - Locomotive Series R (MD 15/10/2019)	AAA	7.01%
8.55% IRFC (MD 03/02/2020)	AAA	6.81%
8.88% LIC Housing Finance Ltd (MD 13/10/2020)	AAA	5.74%
9.64% Power Grid Corporation Ltd. F (MD 31/05/2020)	AAA	4.12%
8.45% HDFC Ltd NCD (MD 25/02/2025)	AAA	3.11%
8.85% Bajaj Finance Limited NCD (MD 25/03/2019)	AAA	3.11%
8.95% HDFC Ltd (MD 19/10/2020)	AAA	2.95%
NOVO X Trust - Locomotive Series S (MD 15/04/2020)	AAA	2.94%
8.60% Tata Sons Ltd NCD (MD 22/01/2020)	AAA	1.98%
9.18% Tata Sons Ltd (MD 23/11/2020)	AAA	1.02%
Others		1.53%
Sovereign		13.73%
6.84% GOI (MD 19/12/2022)	SOV	6.59%
7.80% GOI (MD 11/04/2021)	SOV	4.66%
8.89% Maharashtra SDL (MD 05/10/2021)	SOV	2.47%
8.12% GOI (MD 10/12/2020)	SOV	0.00%
Money Market, Deposits & Other		41.43%
Total		100.00%

Performance

Period	1 Month	6 Months	1 Year	2 Years	3 Years	Inception
Fund	0.11%	3.21%	7.98%	8.82%	9.32%	8.37%
Benchmark	-	-	-	-	-	-

Returns less than or equal to 1 year are absolute. Returns greater than 1 year are compounded annualised growth rate (CAGR). Past performance is not indicative of future performance

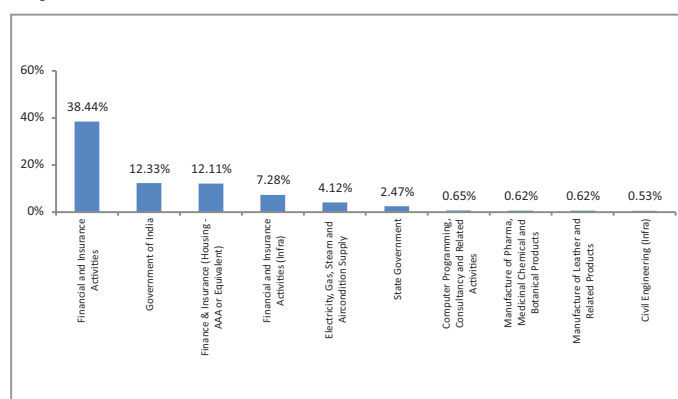
Fund Details

Description	
SFIN Number	ULIF05313/01/10SHIELDPL01116
Launch Date	12-Jan-10
Face Value	10
Risk Profile	High
Benchmark	-
Fund Manager Name	Reshma Banda, Durgadutt Dhar
Number of funds managed by fund manager:	Reshma Banda Durgadutt Dhar
Equity	28
Debt	-
Hybrid	25
NAV as on 30-September-17	18.6024
AUM (Rs. Cr)	135.32
Equity	4.53%
Debt	75.93%
Net current asset	19.54%

Quantitative Indicators

Modified Duration	2.60
-------------------	------

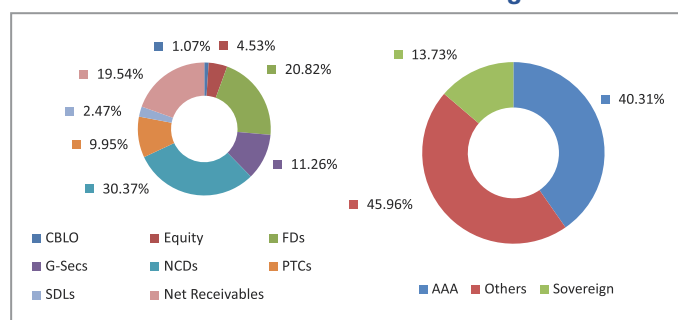
Top 10 Sectors



Note : 'Financial & insurance activities' sector includes exposure to 'Fixed Deposits' & 'Certificate of Deposits'.

Asset Class

Rating Profile



*Others includes Equity, CBLO, Net receivable/payable and FD

September 2017

Shield Plus Fund II

Fund Objective

To provide capital appreciation, subject to minimum guaranteed unit price at Maturity. The fund strategy would be to achieve potential upside by investing adequately in debt securities, equities, mutual funds and highly rated debentures. The Unit Price at maturity (in 10 years time) is guaranteed to be a minimum of 170% of unit price as on the date of allocation of units under a policy.

Portfolio Allocation

	Stated (%)	Actual (%)
Debt securities	50 - 100	67.20
Debentures	0 - 50	23.77
Mutual Funds, Equities and Money market instruments	0 - 50	7.86
Net Current Assets*		24.94
Total		100.00

*Net current asset represents net of receivables and payables for investments held.

Portfolio

Company/Issuer	Sector/Rating	Exposure (%)
Equity		4.65%
Infosys Limited	Computer Programming, Consultancy and Related Activities	1.31%
Sun Pharmaceuticals Industries Limited	Manufacture of Pharma, Medicinal Chemical and Botanical Products	0.69%
Bata India limited	Manufacture of Leather and Related Products	0.65%
Cummins India Limited	Manufacture of Machinery and Equipment N.E.C.	0.53%
State Bank of India	Financial and Insurance Activities	0.48%
ITC Limited	Manufacture of Tobacco Products	0.37%
Castrol India Limited	Manufacture of Coke and Refined Petroleum Products	0.30%
Idea Cellular Limited	Telecommunications (Infra)	0.24%
Housing Development Finance Corporation Limited	Financial and Insurance Activities	0.08%
Corporate Bond		33.35%
NOVO X Trust - Locomotive Series T (MD 15/10/2020)	AAA	9.58%
8.50% IRFC Ltd(MD 22/06/2020)	AAA	5.69%
8.5935% IDFC Bank Ltd (Compounded Annually) (MD 21/10/2021)	AAA	5.32%
8.99% Tata Sons Ltd. (MD 07/06/2020)	AAA	5.21%
8.98% HDFC Ltd (MD 26/11/2020)	AAA	2.62%
8.68% LIC Housing Finance Ltd (MD 30/03/2020)	AAA	2.58%
8.88% LIC Housing Finance Ltd (MD 13/10/2020)	AAA	2.35%
Sovereign		6.67%
6.84% GOI (MD 19/12/2022)	SOV	4.01%
8.89% Maharastra SDL (MD 05/10/2021)	SOV	2.66%
Money Market, Deposits & Other		55.33%
Total		100.00%

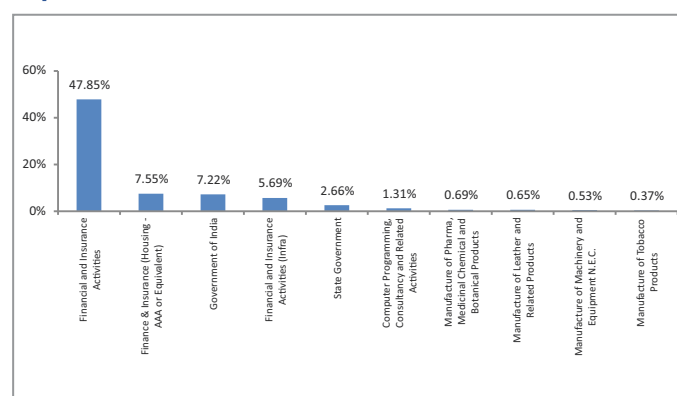
Fund Details

Description	
SFIN Number	ULIF05610/05/10SHIELDPL02116
Launch Date	07-May-10
Face Value	10
Risk Profile	Medium
Benchmark	-
Fund Manager Name	Reshma Banda, Durgadutt Dhar
Number of funds managed by fund manager:	Reshma Banda Durgadutt Dhar
Equity	28
Debt	-
Hybrid	25
NAV as on 30-September-17	18.6714
AUM (Rs. Cr)	40.16
Equity	4.65%
Debt	70.41%
Net current asset	24.94%

Quantitative Indicators

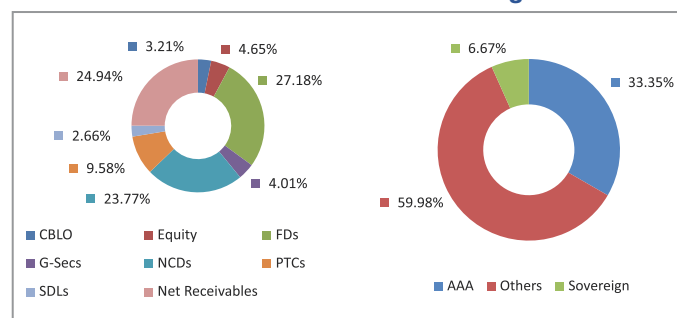
Modified Duration	2.75
-------------------	------

Top 10 Sectors



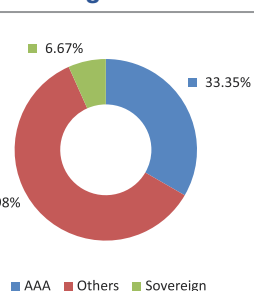
Note : 'Financial & insurance activities' sector includes exposure to 'Fixed Deposits' & 'Certificate of Deposits'.

Asset Class



*Others includes Equity, CBLO, Net receivable/payable and FD

Rating Profile



Performance

Period	1 Month	6 Months	1 Year	2 Years	3 Years	Inception
Fund	0.21%	3.37%	8.19%	8.85%	9.08%	8.80%
Benchmark	-	-	-	-	-	-

Returns less than or equal to 1 year are absolute. Returns greater than 1 year are compounded annualised growth rate (CAGR). Past performance is not indicative of future performance

September 2017

Shield Plus Fund III

Fund Objective

To provide capital appreciation, subject to minimum guaranteed unit price at Maturity. The fund strategy would be to achieve potential upside by investing adequately in debt securities, equities, mutual funds and highly rated debentures. The Unit Price at maturity (in 10 years time) is guaranteed to be a minimum of 170% of unit price as on the date of allocation of units under a policy.

Portfolio Allocation

	Stated (%)	Actual (%)
Debt securities	50 - 100	72.22
Mutual Funds, Equities and Money market instruments	0 - 50	20.43
Net Current Assets*		7.35
Total		100.00

*Net current asset represents net of receivables and payables for investments held.

Portfolio

Company/Issuer	Sector/Rating	Exposure (%)
Equity		4.76%
Housing Development Finance Corporation Limited	Financial and Insurance Activities	0.87%
Infosys Limited	Computer Programming, Consultancy and Related Activities	0.76%
Sun Pharmaceuticals Industries Limited	Manufacture of Pharma, Medicinal Chemical and Botanical Products	0.65%
Bata India limited	Manufacture of Leather and Related Products	0.63%
State Bank of India	Financial and Insurance Activities	0.47%
Cummins India Limited	Manufacture of Machinery and Equipment N.E.C.	0.42%
Idea Cellular Limited	Telecommunications (Infra)	0.40%
ITC Limited	Manufacture of Tobacco Products	0.36%
Castrol India Limited	Manufacture of Coke and Refined Petroleum Products	0.21%
Corporate Bond		47.68%
9.18% Power Finance Corporation Ltd (MD 15/04/2021)	AAA	8.92%
8.5935% IDFC Bank Ltd (Compounded Annually) (MD 21/10/2021)	AAA	6.37%
9.40% HDFC Ltd. (MD 13/04/2021)	AAA	5.30%
9.57% IRFC Ltd (MD 31/05/2021)	AAA	5.23%
8.68% LIC Housing Finance Ltd (MD 30/03/2020)	AAA	4.34%
8.84% Power Grid Corporation Ltd. (MD 21/10/2020)	AAA	2.66%
8.72% IDFC Bank Ltd (MD 29/09/2020)	AAA	2.65%
8.50% IRFC Ltd (MD 22/06/2020)	AAA	2.64%
8.44% RECL NCD (MD 04/12/2021)	AAA	2.52%
8.95% Bajaj Finance Limited NCD (MD 10/04/2020)	AAA	1.98%
Others		0.07%
Sovereign		20.05%
8.89% Maharashtra SDL (MD 05/10/2021)	SOV	9.48%
7.68% GOI (MD 15/12/2023)	SOV	7.57%
8.66% Maharashtra SDL (MD 25/01/2022)	SOV	2.68%
6.84% GOI (MD 19/12/2022)	SOV	0.32%
Money Market, Deposits & Other		27.52%
Total		100.00%

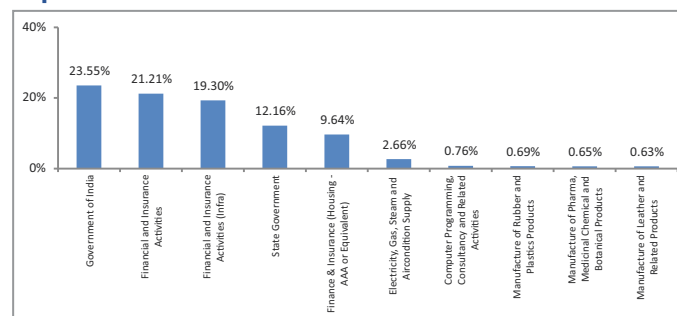
Fund Details

Description	
SFIN Number	ULIF05711/08/10SHIELDPL03116
Launch Date	09-Aug-10
Face Value	10
Risk Profile	Medium
Benchmark	-
Fund Manager Name	Reshma Banda, Durgadutt Dhar
Number of funds managed by fund manager:	Reshma Banda Durgadutt Dhar
Equity	28
Debt	-
Hybrid	25
NAV as on 30-September-17	18.2071
AUM (Rs. Cr)	78.80
Equity	4.76%
Debt	87.89%
Net current asset	7.35%

Quantitative Indicators

Modified Duration	2.58
-------------------	------

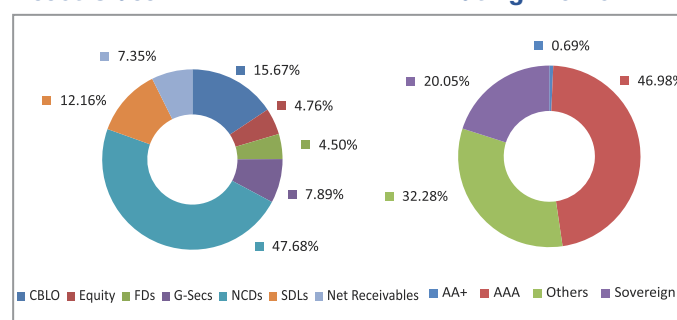
Top 10 Sectors



Note : 'Financial & insurance activities' sector includes exposure to 'Fixed Deposits' & 'Certificate of Deposits'.

Asset Class

Rating Profile



*Others includes Equity, CBLO, Net receivable/payable and FD

Performance

Period	1 Month	6 Months	1 Year	2 Years	3 Years	Inception
Fund	0.01%	3.24%	7.64%	8.83%	9.33%	8.74%
Benchmark	-	-	-	-	-	-

Returns less than or equal to 1 year are absolute. Returns greater than 1 year are compounded annualised growth rate (CAGR). Past performance is not indicative of future performance

September 2017

Growth Plus Fund I

Fund Objective

To protect the capital as well as achieve capital appreciation over the term of 10 years. The above objective does not intend to offer any explicit investment guarantee to the policyholder. The fund strategy would be to invest in highly-rated secured debentures, corporate bonds, exchange traded funds, equities and money market instruments.

Portfolio Allocation

	Stated (%)	Actual (%)
Debentures, Corporate Bonds, Exchange Traded Funds and Equities*	80 - 100	84.22
Mutual Funds and Money Market Instruments	0 - 20	-
Net Current Assets*		15.78
Total		100.00

*Net current asset represents net of receivables and payables for investments held.

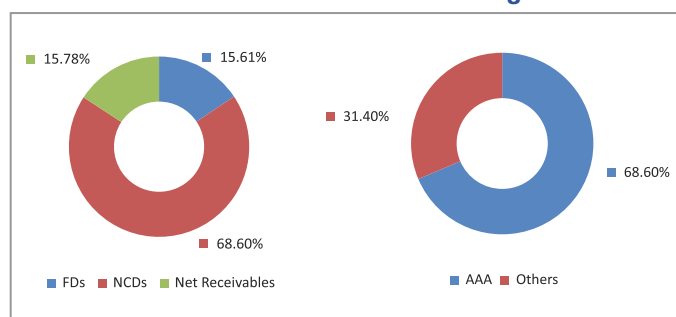
* Including Fixed Deposits

Portfolio

Company/Issuer	Rating	Exposure (%)
Corporate Bond		68.60%
8.97% Tata Sons Ltd. (MD 15/07/2020)	AAA	9.65%
8.50% IRFC Ltd (MD 22/06/2020)	AAA	8.94%
8.95% Power Finance Corporation (MD 30/03/2020)	AAA	7.68%
7.60% NHAI Taxable Bond Series - V - (MD 18/03/2022)	AAA	7.50%
10.63 IOT NCD Series IV-STRIP-6 (MD 20/09/2028)	AAA	6.63%
8.44% RECL NCD (MD 04/12/2021)	AAA	6.43%
9.39% LICHFL NCD (MD 23/08/2024)(Put Date 26/08/2015)	AAA	5.42%
8.95% HDFC Ltd (MD 19/10/2020)	AAA	5.17%
8.84% Power Grid Corporation Ltd. (MD 21/10/2020)	AAA	4.83%
9.64% Power Grid Corporation Ltd. G (MD 31/05/2021)	AAA	3.32%
Others		3.03%
Money Market, Deposits & Other		31.40%
Total		100.00%

Asset Class

Rating Profile



*Others includes Equity, CBLO, Net receivable/payable and FD

Performance

Period	1 Month	6 Months	1 Year	2 Years	3 Years	Inception
Fund	0.26%	3.53%	7.02%	7.87%	8.46%	7.53%
Benchmark	-	-	-	-	-	-

Returns less than or equal to 1 year are absolute. Returns greater than 1 year are compounded annualised growth rate (CAGR). Past performance is not indicative of future performance

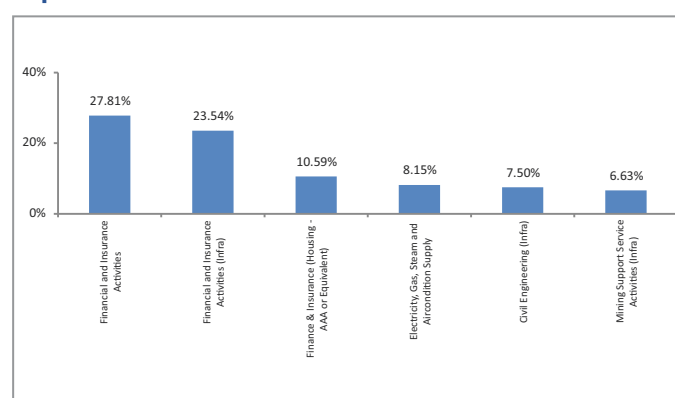
Fund Details

Description	
SFIN Number	ULIF05414/01/10GROWPLUS01116
Launch Date	12-Jan-10
Face Value	10
Risk Profile	High
Benchmark	-
Fund Manager Name	Reshma Banda, Durgadutt Dhar
Number of funds managed by fund manager:	Reshma Banda, Durgadutt Dhar
Equity	28
Debt	-
Hybrid	25
NAV as on 30-September-17	17.5096
AUM (Rs. Cr)	8.14
Equity	-
Debt	84.22%
Net current asset	15.78%

Quantitative Indicators

Modified Duration	2.99
-------------------	------

Top 10 Sectors



Note : 'Financial & insurance activities' sector includes exposure to 'Fixed Deposits' & 'Certificate of Deposits'.

September 2017

Growth Plus Fund II

Fund Objective

To protect the capital as well as achieve capital appreciation over the term of 10 years. The above objective does not intend to offer any explicit investment guarantee to the policyholder. The fund strategy would be to invest in highly-rated secured debentures, corporate bonds, exchange traded funds, equities and money market instruments.

Portfolio Allocation

	Stated (%)	Actual (%)
Debentures, Corporate Bonds, and Exchange Traded Funds and Equities	80 - 100	98.99
Mutual Funds and Money market instruments*	0 - 20	0.72
Net Current Assets*		0.29
Total		100.00

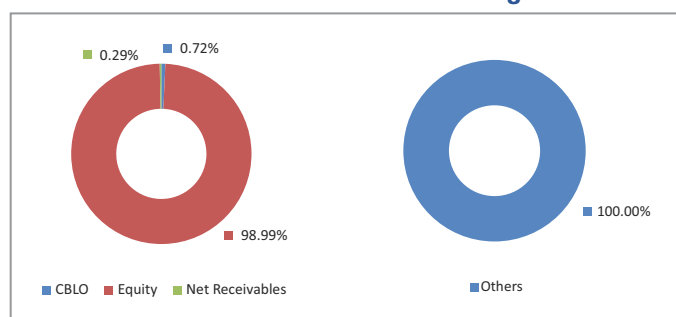
*Net current asset represents net of receivables and payables for investments held.

*Including Fixed Deposits

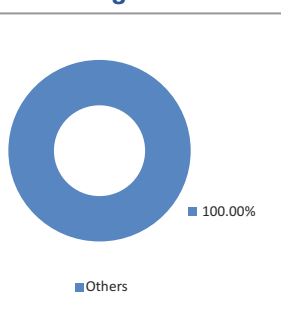
Portfolio

Company/Issuer	Sector/Rating	Exposure (%)
Equity		98.99%
HDFC Bank Limited	Financial and Insurance Activities	8.55%
Reliance Industries Limited	Manufacture of Coke and Refined Petroleum Products	7.82%
ITC Limited	Manufacture of Tobacco Products	6.96%
Infosys Limited	Computer Programming, Consultancy and Related Activities	5.04%
Housing Development Finance Corporation Limited	Financial and Insurance Activities	5.00%
ICICI Bank Limited	Financial and Insurance Activities	4.39%
Larsen & Toubro Limited	Civil Engineering (Infra)	4.00%
Hindustan Unilever Limited	Manufacture of Chemicals and Chemical Products	3.91%
Maruti Suzuki India Limited	Manufacture of Motor Vehicles, Trailers and Semi-Trailers	3.22%
Tata Motors Limited	Manufacture of Motor Vehicles, Trailers and Semi-Trailers	2.83%
Others		47.27%
Money Market, Deposits & Other		1.01%
Total		100.00%

Asset Class



Rating Profile

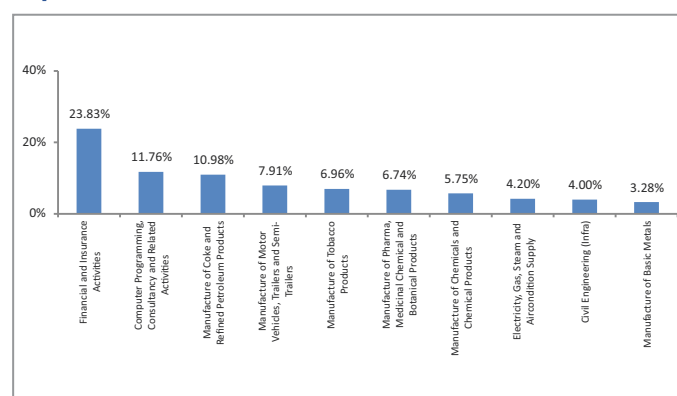


*Others includes Equity, CBLO, Net receivable/payable and FD

Fund Details

Description	
SFIN Number	ULIF05510/05/10GROWPLUS02116
Launch Date	07-May-10
Face Value	10
Risk Profile	High
Benchmark	-
Fund Manager Name	Reshma Banda, Durgadutt Dhar
Number of funds managed by fund manager:	Reshma Banda, Durgadutt Dhar
Equity	28
Debt	-
Hybrid	25
NAV as on 30-September-17	16.5779
AUM (Rs. Cr)	4.16
Equity	98.99%
Debt	0.72%
Net current asset	0.29%

Top 10 Sectors



Note : 'Financial & insurance activities' sector includes exposure to 'Fixed Deposits' & 'Certificate of Deposits'.

Performance

Period	1 Month	6 Months	1 Year	2 Years	3 Years	Inception
Fund	-1.31%	5.48%	12.12%	10.23%	6.46%	7.06%
Benchmark	-	-	-	-	-	-

Returns less than or equal to 1 year are absolute. Returns greater than 1 year are compounded annualised growth rate (CAGR). Past performance is not indicative of future performance

September 2017

Growth Plus Fund III

Fund Objective

To protect the capital as well as achieve capital appreciation over the term of 10 years. The above objective does not intend to offer any explicit investment guarantee to the policyholder. The fund strategy would be to invest in highly-rated secured debentures, corporate bonds, equities and money market instruments.

Portfolio Allocation

	Stated (%)	Actual (%)
Debt and debt related securities, Debenture, FD and Equities	80 - 100	97.67
Mutual Funds and Money market instruments	0 - 20	0.46
Net Current Assets*		1.87
Total		100.00

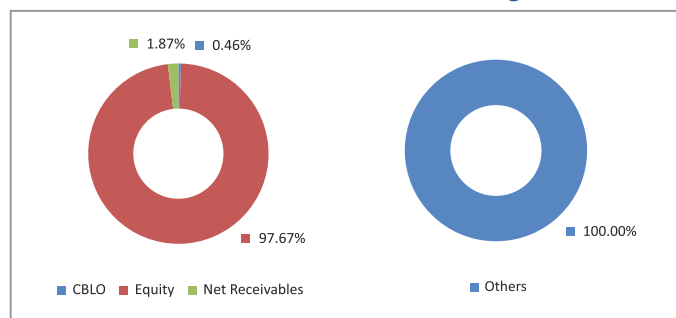
*Net current asset represents net of receivables and payables for investments held.

*Debt related securities will include debentures, corporate bonds, fixed deposits etc.

Portfolio

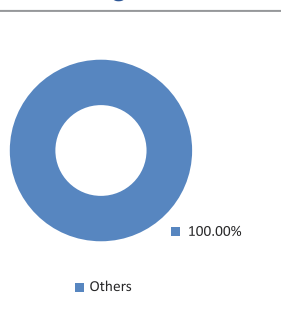
Company/Issuer	Sector/Rating	Exposure (%)
Equity		97.67%
HDFC Bank Limited	Financial and Insurance Activities	8.44%
Reliance Industries Limited	Manufacture of Coke and Refined Petroleum Products	7.73%
ITC Limited	Manufacture of Tobacco Products	6.88%
Infosys Limited	Computer Programming, Consultancy and Related Activities	4.99%
Housing Development Finance Corporation Limited	Financial and Insurance Activities	4.95%
ICICI Bank Limited	Financial and Insurance Activities	4.34%
Larsen & Toubro Limited	Civil Engineering (Infra)	3.95%
Hindustan Unilever Limited	Manufacture of Chemicals and Chemical Products	3.87%
Maruti Suzuki India Limited	Manufacture of Motor Vehicles, Trailers and Semi-Trailers	3.18%
Tata Motors Limited	Manufacture of Motor Vehicles, Trailers and Semi-Trailers	2.80%
Others		46.54%
Money Market, Deposits & Other		2.33%
Total		100.00%

Asset Class



*Others includes Equity, CBLO, Net receivable/payable and FD

Rating Profile



Performance

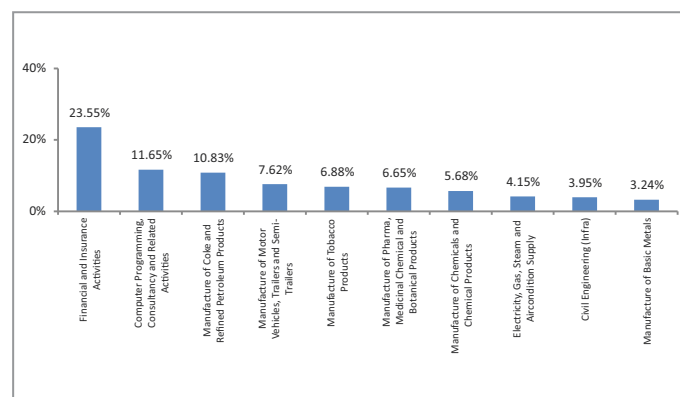
Period	1 Month	6 Months	1 Year	2 Years	3 Years	Inception
Fund	-1.32%	5.26%	11.97%	9.84%	7.96%	15.10%
Benchmark	-1.30%	6.70%	13.67%	10.95%	7.11%	7.03%

Returns less than or equal to 1 year are absolute. Returns greater than 1 year are compounded annualised growth rate (CAGR). Past performance is not indicative of future performance

Fund Details

Description	
SFIN Number	ULIF05926/10/10GROWPLUS03116
Launch Date	01-Nov-10
Face Value	10
Risk Profile	High
Benchmark	Nifty 50 Index
Fund Manager Name	Reshma Banda, Durgadutt Dhar
Number of funds managed by fund manager:	Reshma Banda, Durgadutt Dhar
Equity	28
Debt	-
Hybrid	25
NAV as on 30-September-17	26.4485
AUM (Rs. Cr)	4.36
Equity	97.67%
Debt	0.46%
Net current asset	1.87%

Top 10 Sectors



Note : 'Financial & insurance activities' sector includes exposure to 'Fixed Deposits' & 'Certificate of Deposits'.

September 2017

Capital Guarantee Fund – SP (2017)

Fund Objective

To provide a balanced investment between long-term capital appreciation and current income, while protecting the capital invested.

Portfolio Allocation

	Stated (%)	Actual (%)
Equity	0 - 50	-
Debt & Cash	0 - 100	56.03
Net Current Assets*		43.97
Total		100.00

*Net current asset represents net of receivables and payables for investments held.

Portfolio

Company/Issuer	Rating	Exposure (%)
Money Market, Deposits & Other		100.00%
Total		100.00%

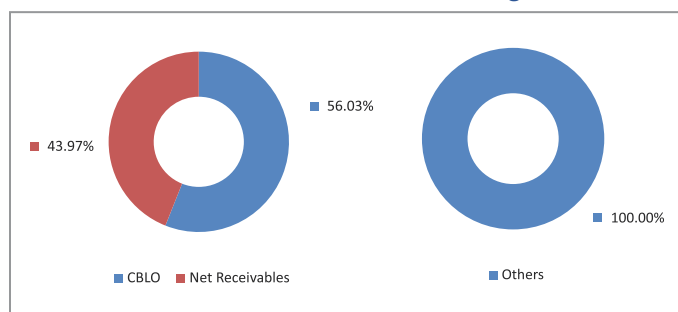
Fund Details

Description		
SFIN Number	ULIF04311/01/07CAPGTE2017116	
Launch Date	11-Jan-07	
Face Value	10	
Risk Profile	Medium	
Benchmark	-	
Fund Manager Name	Reshma Banda, Durgadutt Dhar	
Number of funds managed by fund manager:	Reshma Banda	Durgadutt Dhar
Equity	28	-
Debt	-	29
Hybrid	25	25
NAV as on 30-September-17	21.9274	
AUM (Rs. Cr)	0.04	
Equity	-	
Debt	56.03%	
Net current asset	43.97%	

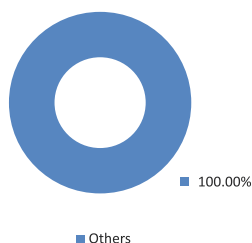
Quantitative Indicators

Modified Duration	0.00
-------------------	------

Asset Class

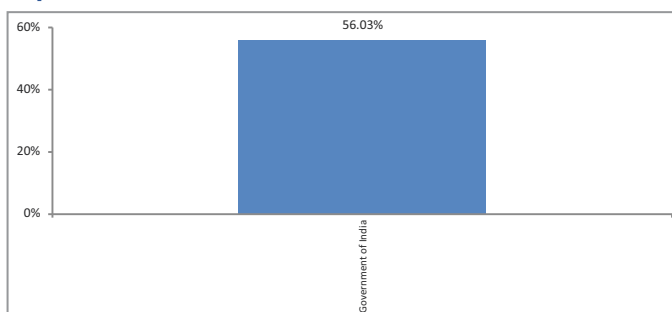


Rating Profile



*Others includes Equity, CBLO, Net receivable/payable and FD

Top 10 Sectors



Note : 'Financial & insurance activities' sector includes exposure to 'Fixed Deposits' & 'Certificate of Deposits'.

Performance

Period	1 Month	6 Months	1 Year	2 Years	3 Years	Inception
Fund	0.27%	2.15%	2.99%	5.13%	5.27%	7.59%
Benchmark	-	-	-	-	-	-

Returns less than or equal to 1 year are absolute. Returns greater than 1 year are compounded annualised growth rate (CAGR). Past performance is not indicative of future performance

September 2017

Assured Return Fund

Fund Objective

The investment objective of this fund is to provide capital appreciation by investing in a suitable mix of debt and equities.

Portfolio Allocation

	Stated (%)	Actual (%)
Equity & Equity Related Instruments	0 - 50	-
Debt & Debt Related Instruments	0 - 100	87.07
Mutual Funds and Money market instruments	0 - 40	4.88
Net Current Assets*		8.05
Total		100.00

*Net current asset represents net of receivables and payables for investments held.

Portfolio

Company/Issuer	Sector/Rating	Exposure (%)
Corporate Bond		39.45%
9.35% RECL NCD (MD 15/06/2022)	AAA	6.90%
9.15% EXIM (MD 25/02/2021)	AAA	5.23%
NOVO X Trust - Locomotive Series S (MD 15/04/2020)	AAA	4.74%
NOVO X Trust - Locomotive Series Q (MD 15/04/2019)	AAA	4.40%
9.67% Tata Sons Ltd (MD 13/09/2022)	AAA	3.50%
8.5935% IDFC Bank Ltd (Compounded Annually) (MD 21/10/2021)	AAA	3.40%
9.29% PFC (MD 21/08/2022) Put/Call 21/08/2020	AAA	2.69%
9.64% Power Grid Corporation Ltd. G (MD 31/05/2021)	AAA	2.14%
9.18% Tata Sons Ltd (MD 23/11/2020)	AAA	2.02%
9.90% HDFC Ltd (MD 11/11/2021)	AAA	1.57%
Others		2.87%
Sovereign		39.64%
8.72% Maharashtra SDL (MD 11/01/2022)	SOV	16.82%
8.89% Maharastra SDL (MD 05/10/2021)	SOV	8.48%
8.24% GOI - 15-Feb-2027	SOV	8.47%
8.94% Gujarat SDL (MD 07/03/2022)	SOV	4.24%
6.84% GOI (MD 19/12/2022)	SOV	1.60%
9.12% Gujarat SDL (23/05/2022)	SOV	0.03%
Money Market, Deposits & Other		20.91%
Total		100.00%

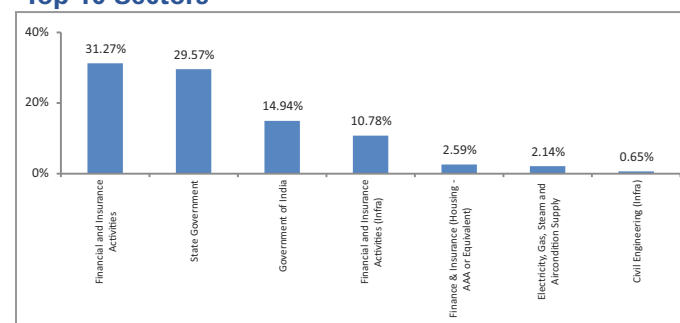
Fund Details

Description	
SFIN Number	ULIF06127/01/11ASSRDRETRN116
Launch Date	28-Jan-11
Face Value	10
Risk Profile	Medium
Benchmark	-
Fund Manager Name	Reshma Banda, Durgadutt Dhar
Number of funds managed by fund manager:	Reshma Banda Durgadutt Dhar
Equity	28 -
Debt	- 29
Hybrid	25 25
NAV as on 30-September-17	16.8263
AUM (Rs. Cr)	62.94
Equity	-
Debt	91.95%
Net current asset	8.05%

Quantitative Indicators

Modified Duration	3.41
-------------------	------

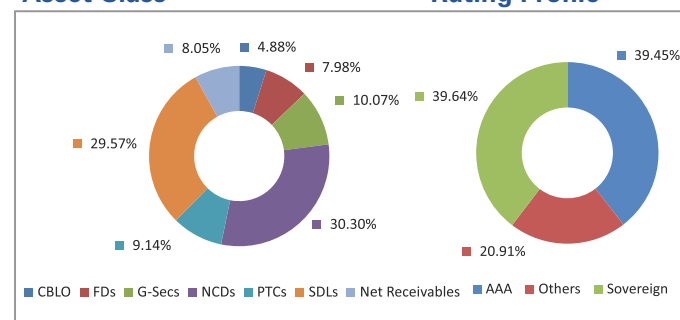
Top 10 Sectors



Note : 'Financial & insurance activities' sector includes exposure to 'Fixed Deposits' & 'Certificate of Deposits'.

Asset Class

Rating Profile



*Others includes Equity, CBLO, Net receivable/payable and FD

Performance

Period	1 Month	6 Months	1 Year	2 Years	3 Years	Inception
Fund	0.15%	3.68%	6.70%	8.13%	9.03%	8.11%
Benchmark	-	-	-	-	-	-

Returns less than or equal to 1 year are absolute. Returns greater than 1 year are compounded annualised growth rate (CAGR). Past performance is not indicative of future performance

September 2017

Guaranteed Bond Fund

Fund Objective

The investment objective of this fund is to provide capital appreciation by investing in a suitable mix of debt and debt related securities.

Portfolio Allocation

	Stated (%)	Actual (%)
Debt and debt related securities	0 - 100	84.40
Mutual Funds and Money market instruments	0 - 40	0.18
Net Current Assets*		15.42
Total		100.00

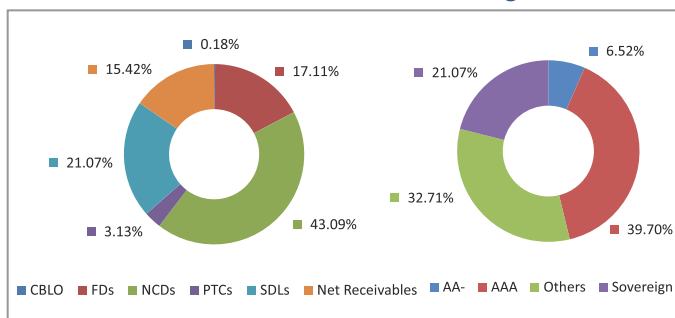
*Net current asset represents net of receivables and payables for investments held.

Portfolio

Company/Issuer	Rating	Exposure (%)
Corporate Bond		46.22%
9.85% Talwalkars Better Value Fitness Ltd (MD 06/11/2021)(P/C 06/11/18)	AA-	6.52%
9.90% HDFC Ltd (MD 11/11/2021)	AAA	5.93%
9.36% Power Finance Corporation Ltd. Series A (MD 01/08/2021)	AAA	4.35%
7.60% NHAI Taxable Bond Series - V - (MD 18/03/2022)	AAA	3.91%
8.5935% IDFC Bank Ltd (Compounded Annually) (MD 21/10/2021)	AAA	3.79%
9.57% IRFC Ltd (MD 31/05/2021)	AAA	3.57%
NOVO X Trust - Locomotive Series U (MD 15/04/2021)	AAA	3.13%
9.64% Power Grid Corporation Ltd. G (MD 31/05/2021)	AAA	3.02%
9.27% IRFC Ltd. Series 76 (MD 10/05/2021)	AAA	2.31%
9.25% EXIM NCD (MD 12/07/2022)	AAA	2.29%
Others		7.40%
Sovereign		21.07%
8.94% Gujarat SDL (MD 07/03/2022)	SOV	9.49%
8.89% Maharashtra SDL (MD 05/10/2021)	SOV	6.63%
8.27% Rajasthan SPL SDL (MD 23/06/2022)	SOV	2.32%
8.72% Maharashtra SDL (MD 11/01/2022)	SOV	2.19%
8.66% Maharashtra SDL (MD 25/01/2022)	SOV	0.45%
Money Market, Deposits & Other		32.71%
Total		100.00%

Asset Class

Rating Profile



*Others includes Equity, CBLO, Net receivable/payable and FD

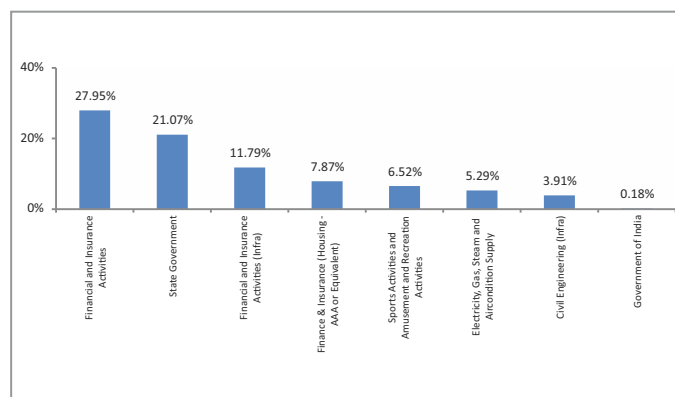
Fund Details

Description	
SFIN Number	ULIF06322/09/11GTEBONDFND116
Launch Date	05-Dec-11
Face Value	10
Risk Profile	Medium
Benchmark	-
Fund Manager Name	Durgadutt Dhar
Number of funds managed by fund manager:	
Equity	-
Debt	29
Hybrid	25
NAV as on 30-September-17	16.4779
AUM (Rs. Cr)	236.59
Equity	-
Debt	84.58%
Net current asset	15.42%

Quantitative Indicators

Modified Duration	3.33
-------------------	------

Top 10 Sectors



Note : 'Financial & insurance activities' sector includes exposure to 'Fixed Deposits' & 'Certificate of Deposits'.

Performance

Period	1 Month	6 Months	1 Year	2 Years	3 Years	Inception
Fund	0.36%	4.08%	7.61%	8.59%	9.41%	8.95%
Benchmark	-	-	-	-	-	-

Returns less than or equal to 1 year are absolute. Returns greater than 1 year are compounded annualised growth rate (CAGR). Past performance is not indicative of future performance

September 2017

Shield Plus Fund- IV

Fund Objective

To provide capital appreciation, subject to minimum guaranteed unit price at Maturity. The fund strategy would be to achieve potential upside by investing adequately in debt securities, equities, mutual funds and highly rated debentures. The Unit Price at maturity (in 10 years time) is guaranteed to be a minimum of 170% of unit price as on the date of allocation of units under a policy.

Portfolio Allocation

	Stated (%)	Actual (%)
Debt and Debt related securities	0 - 100	73.58
Equity & Equity related securities	0 - 50	5.75
Mutual Funds(a), Money market instruments	0 - 100	18.52
Net Current Assets*		2.15
Total		100.00

*Net current asset represents net of receivables and payables for investments held.

** incl. FDS

Portfolio

Company/Issuer	Sector/Rating	Exposure (%)
Equity		5.75%
Infosys Limited	Computer Programming, Consultancy and Related Activities	1.41%
Housing Development Finance Corporation Limited	Financial and Insurance Activities	1.03%
Sun Pharmaceuticals Industries Limited	Manufacture of Pharma, Medicinal Chemical and Botanical Products	0.79%
Bata India limited	Manufacture of Leather and Related Products	0.71%
State Bank of India	Financial and Insurance Activities	0.52%
ITC Limited	Manufacture of Tobacco Products	0.40%
Cummins India Limited	Manufacture of Machinery and Equipment N.E.C.	0.36%
Castrol India Limited	Manufacture of Coke and Refined Petroleum Products	0.27%
Idea Cellular Limited	Telecommunications (Infra)	0.26%
Corporate Bond		46.81%
9.64% Power Grid Corporation Ltd. G (MD 31/05/2021)	AAA	8.84%
9.57% IRFC Ltd (MD 31/05/2021)	AAA	8.11%
9.38% EXIM Bank Ltd. (MD 29/09/2021)	AAA	7.05%
9.61% Power Finance Corporation Ltd. Series 75 C (MD 29/06/2021)	AAA	5.05%
9.18% Tata Sons Ltd (MD 23/11/2020)	AAA	4.95%
8.72% IDFC Bank Ltd (MD 29/09/2020)	AAA	3.91%
9.40% HDFC Ltd. (MD 13/04/2021)	AAA	3.01%
8.97% Tata Sons Ltd. (MD 15/07/2020)	AAA	2.94%
9.15% EXIM (MD 25/02/2021)	AAA	1.99%
8.68% LIC Housing Finance Ltd (MD 30/03/2020)	AAA	0.97%
Sovereign		26.77%
8.66% Maharastra SDL (MD 25/01/2022)	SOV	19.78%
8.89% Maharastra SDL (MD 05/10/2021)	SOV	6.99%
Money Market, Deposits & Other		20.67%
Total		100.00%

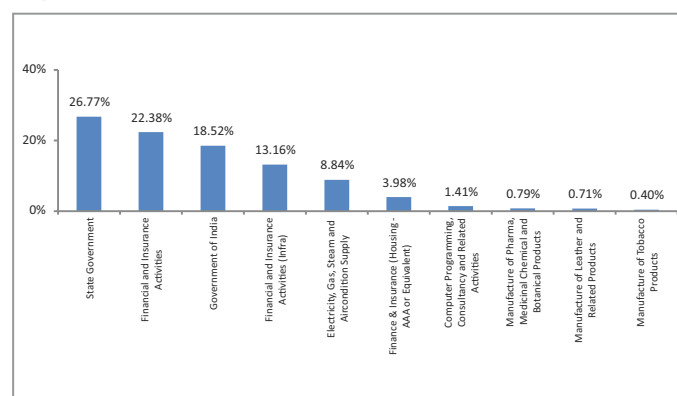
Fund Details

Description	
SFIN Number	ULIF06220/04/11SHIELDPL04116
Launch Date	18-Apr-11
Face Value	10
Risk Profile	Medium
Benchmark	-
Fund Manager Name	Reshma Banda, Durgadutt Dhar
Number of funds managed by fund manager:	Reshma Banda Durgadutt Dhar
Equity	28 -
Debt	- 29
Hybrid	25 25
NAV as on 30-September-17	17.2204
AUM (Rs. Cr)	10.69
Equity	5.75%
Debt	92.10%
Net current asset	2.15%

Quantitative Indicators

Modified Duration	2.47
-------------------	------

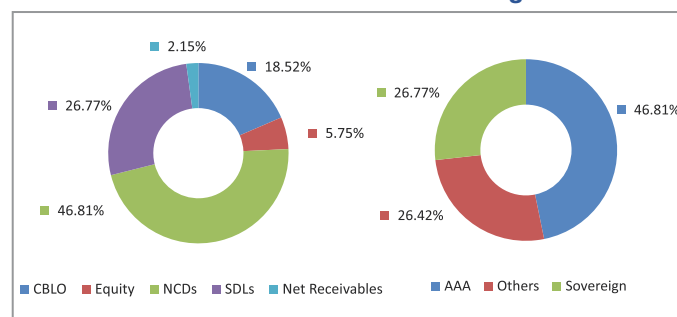
Top 10 Sectors



Note : 'Financial & insurance activities' sector includes exposure to 'Fixed Deposits' & 'Certificate of Deposits'.

Asset Class

Rating Profile



*Others includes Equity, CBLO, Net receivable/payable and FD

Performance

Period	1 Month	6 Months	1 Year	2 Years	3 Years	Inception
Fund	0.04%	3.43%	7.52%	8.83%	8.19%	8.78%
Benchmark	-	-	-	-	-	-

Returns less than or equal to 1 year are absolute. Returns greater than 1 year are compounded annualised growth rate (CAGR). Past performance is not indicative of future performance

September 2017

Pension Builder Fund

Fund Objective

The investment objective of this fund is to provide capital appreciation by investing in a suitable mix of debt and equities.

Portfolio Allocation

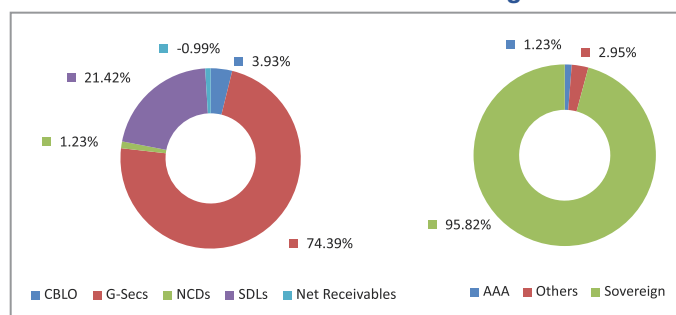
	Stated (%)	Actual (%)
Equity	0 - 50	-
Debt, Fixed deposits & Debt Related Instrument	25 - 100	97.05
Mutual Funds and Money market instrument	0 - 40	3.93
Net Current Assets*		-0.99
Total		100.00

*Net current asset represents net of receivables and payables for investments held.

Portfolio

Company/Issuer	Rating	Exposure (%)
Corporate Bond		1.23%
8.68% LIC Housing Finance Ltd (MD 30/03/2020)	AAA	1.23%
Sovereign		95.82%
6.84% GOI (MD 19/12/2022)	SOV	20.99%
8.24% GOI - 15-Feb-2027	SOV	17.47%
6.79% GOI (MD 15/05/2027)	SOV	12.01%
7.68% GOI (MD 15/12/2023)	SOV	11.61%
8.89% Maharashtra SDL (MD 05/10/2021)	SOV	8.70%
8.90% Maharashtra SDL (MD 21/11/2022)	SOV	6.39%
8.28% GOI (MD 21/09/2027)	SOV	6.25%
8.85% Maharashtra SDL (MD 18/07/2022)	SOV	3.18%
8.72% Maharashtra SDL (MD 11/01/2022)	SOV	3.15%
8.08% GOI (MD 02/08/2022)	SOV	3.14%
Others		2.93%
Money Market, Deposits & Other		2.95%
Total		100.00%

Asset Class



*Others includes Equity, CBLO, Net receivable/payable and FD

Performance

Period	1 Month	6 Months	1 Year	2 Years	3 Years	Inception
Fund	-0.30%	2.99%	5.03%	7.87%	-	7.48%
Benchmark	-	-	-	-	-	-

Returns less than or equal to 1 year are absolute. Returns greater than 1 year are compounded annualised growth rate (CAGR). Past performance is not indicative of future performance

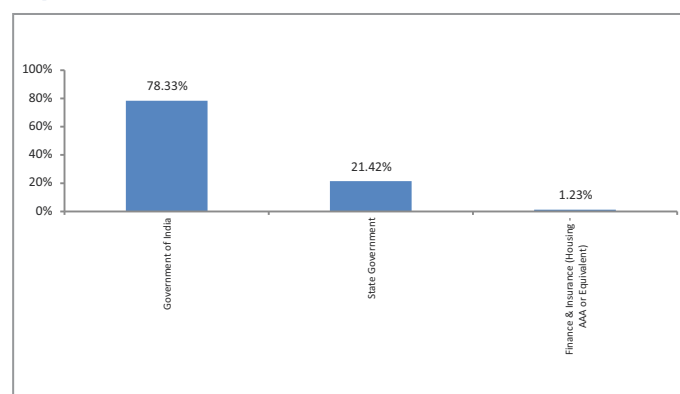
Fund Details

Description		
SFIN Number	ULIF06908/02/13PENSIONBUI116	
Launch Date	01-Dec-14	
Face Value	10	
Risk Profile	Medium	
Benchmark	-	
Fund Manager Name	Reshma Banda, Durgadutt Dhar	
Number of funds managed by fund manager:	Reshma Banda	Durgadutt Dhar
Equity	28	-
Debt	-	29
Hybrid	25	25
NAV as on 30-September-17	12.2664	
AUM (Rs. Cr)	167.97	
Equity	-	
Debt	100.99%	
Net current asset	-0.99%	

Quantitative Indicators

Modified Duration	4.96
-------------------	------

Top 10 Sectors



Note : 'Financial & insurance activities' sector includes exposure to 'Fixed Deposits' & 'Certificate of Deposits'.

September 2017

Balanced Equity Fund

Fund Objective

The investment objective of this fund is to provide capital appreciation by investing in a suitable mix of debt and equities.

Portfolio Allocation

	Stated (%)	Actual (%)
Equity	10 - 70	19.53
Debt and debt related securities incl. Fixed deposits	0 - 80	71.57
Mutual Funds and Money market instruments	0 - 50	6.34
Net Current Assets*		2.56
Total		100.00

*Net current asset represents net of receivables and payables for investments held.

Portfolio

Company/Issuer	Sector/Rating	Exposure (%)
Equity		19.53%
HDFC Bank Limited	Financial and Insurance Activities	1.98%
Reliance Industries Limited	Manufacture of Coke and Refined Petroleum Products	1.45%
ITC Limited	Manufacture of Tobacco Products	1.39%
Housing Development Finance Corporation Limited	Financial and Insurance Activities	1.30%
Infosys Limited	Computer Programming, Consultancy and Related Activities	1.05%
ICICI Bank Limited	Financial and Insurance Activities	0.95%
Larsen & Toubro Limited	Civil Engineering (Infra)	0.81%
Maruti Suzuki India Limited	Manufacture of Motor Vehicles, Trailers and Semi-Trailers	0.59%
Tata Consultancy Services Limited	Computer Programming, Consultancy and Related Activities	0.58%
Hindustan Unilever Limited	Manufacture of Chemicals and Chemical Products	0.56%
Others		8.86%
Corporate Bond		4.22%
8.60% LIC Housing Finance Ltd NCD (MD 28/12/2020)	AAA	4.22%
Sovereign		66.53%
6.79% GOI (MD 15/05/2027)	SOV	34.02%
6.84% GOI (MD 19/12/2022)	SOV	25.47%
7.68% GOI (MD 15/12/2023)	SOV	7.04%
Money Market, Deposits & Other		9.71%
Total		100.00%

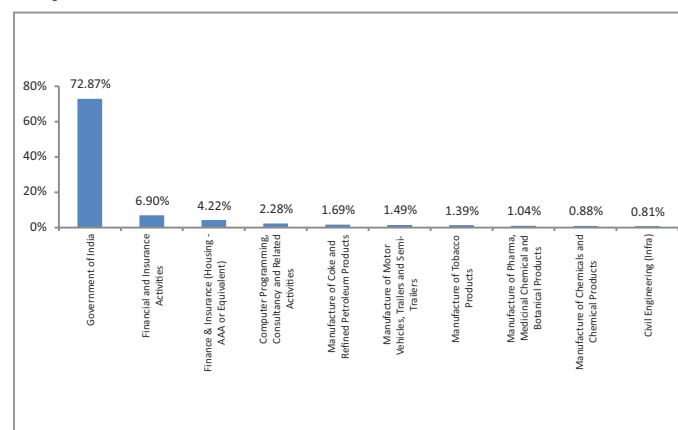
Fund Details

Description		
SFIN Number	ULIF07413/05/15BALEQTYFND116	
Launch Date	08-Mar-16	
Face Value	10	
Risk Profile	High	
Benchmark	-	
Fund Manager Name	Reshma Banda, Durgadutt Dhar	
Number of funds managed by fund manager:	Reshma Banda	Durgadutt Dhar
Equity	28	-
Debt	-	29
Hybrid	25	25
NAV as on 30-September-17	11.6429	
AUM (Rs. Cr)	14.83	
Equity	19.53%	
Debt	77.91%	
Net current asset	2.56%	

Quantitative Indicators

Modified Duration	4.96
-------------------	------

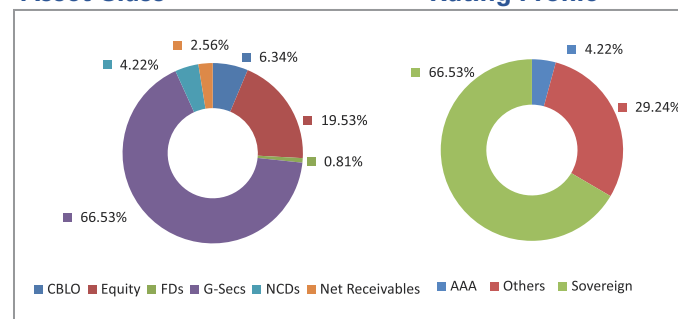
Top 10 Sectors



Note : 'Financial & insurance activities' sector includes exposure to 'Fixed Deposits' & 'Certificate of Deposits'.

Asset Class

Rating Profile



*Others includes Equity, CBLO, Net receivable/payable and FD

Performance

Period	1 Month	6 Months	1 Year	2 Years	3 Years	Inception
Fund	-0.61%	3.20%	7.86%	-	-	10.21%
Benchmark	-	-	-	-	-	-

Returns less than or equal to 1 year are absolute. Returns greater than 1 year are compounded annualised growth rate (CAGR), Past performance is not indicative of future performance

September 2017

Builder Bond Fund

Fund Objective

The investment objective of this fund is to provide accumulation of income through investment in high quality fixed income securities

Portfolio Allocation

	Stated (%)	Actual (%)
Debt and debt related securities incl. Fixed deposits	40 - 100	87.96
Money market instruments, Cash, Mutual funds	0 - 60	9.73
Net Current Assets*		2.31
Total		100.00

*Net current asset represents net of receivables and payables for investments held.

Portfolio

Company/Issuer	Rating	Exposure (%)
Corporate Bond		1.48%
8.11% RECL Ltd NCD (MD 07/10/2025)	AAA	1.34%
9.10% Dewan Housing Finance Corporation Limited (MD 16/08/2019)	AAA	0.14%
Sovereign		86.48%
6.79% GOI (MD 15/05/2027)	SOV	48.96%
6.84% GOI (MD 19/12/2022)	SOV	29.68%
7.80% GOI (MD 11/04/2021)	SOV	6.08%
8.27% Rajasthan SPL SDL (MD 23/06/2023)	SOV	1.76%
Money Market, Deposits & Other		12.04%
Total		100.00%

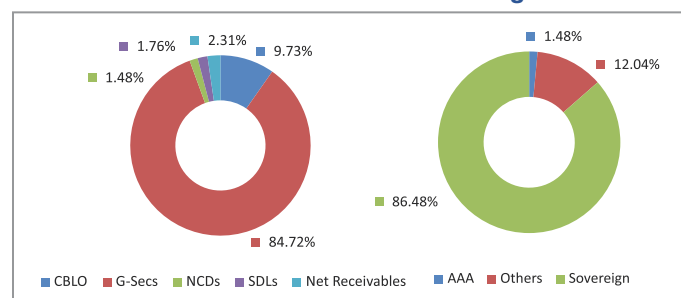
Fund Details

Description	
SFIN Number	ULIF07313/05/15BLDRBNDFND116
Launch Date	08-Mar-16
Face Value	10
Risk Profile	Medium
Benchmark	-
Fund Manager Name	Durgadutt Dhar
Number of funds managed by fund manager:	
Equity	-
Debt	29
Hybrid	25
NAV as on 30-September-17	11.2117
AUM (Rs. Cr)	30.91
Equity	-
Debt	97.69%
Net current asset	2.31%

Quantitative Indicators

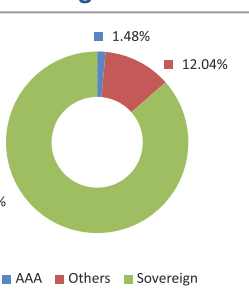
Modified Duration	5.05
-------------------	------

Asset Class

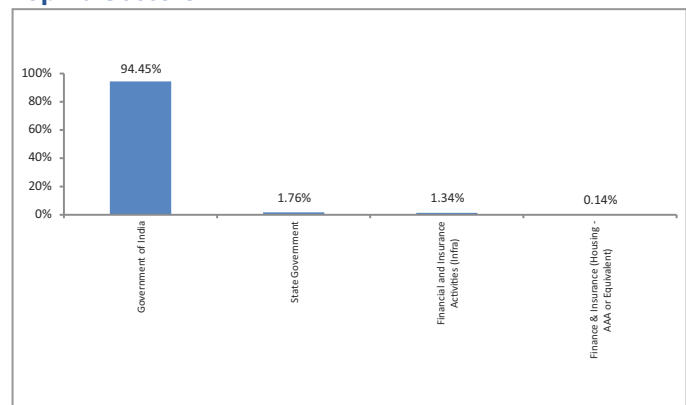


*Others includes Equity, CBLO, Net receivable/payable and FD

Rating Profile



Top 10 Sectors



Note : 'Financial & insurance activities' sector includes exposure to 'Fixed Deposits' & 'Certificate of Deposits'.

Performance

Period	1 Month	6 Months	1 Year	2 Years	3 Years	Inception
Fund	-0.31%	2.67%	3.32%	-	-	7.58%
Benchmark	-	-	-	-	-	-

Returns less than or equal to 1 year are absolute. Returns greater than 1 year are compounded annualised growth rate (CAGR). Past performance is not indicative of future performance

September 2017

Discontinued Pension Policy Fund

Fund Objective

To provide minimum guaranteed rate of return on discontinued policies as prescribed by IRDAI

Portfolio Allocation

	Stated (%)	Actual (%)
Money Market instrument	0 - 100	99.96
Net Current Assets*		0.04
Total		100.00

*Net current asset represents net of receivables and payables for investments held.

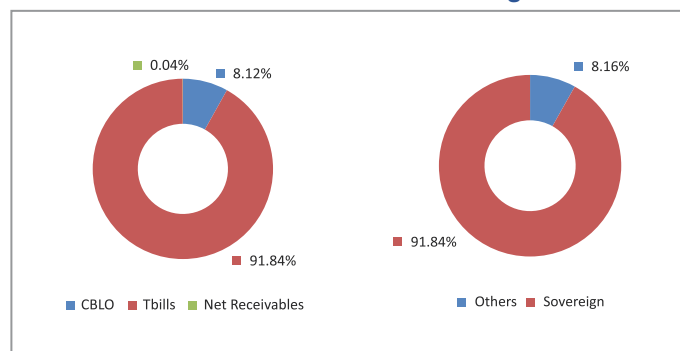
Portfolio

Company/Issuer	Rating	Exposure (%)
Money Market, Deposits & Other		100.00%
Total		100.00%

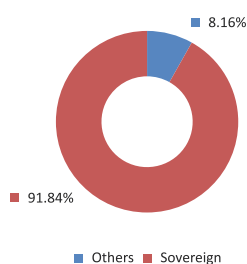
Fund Details

Description	
SFIN Number	ULIF07126/03/13DISCONPENS116
Launch Date	09-Sep-15
Face Value	10
Risk Profile	Low
Benchmark	-
Fund Manager Name	Durgadutt Dhar
Number of funds managed by fund manager:	
Equity	-
Debt	29
Hybrid	25
NAV as on 30-September-17	10.9805
AUM (Rs. Cr)	29.67
Equity	-
Debt	99.96%
Net current asset	0.04%

Asset Class

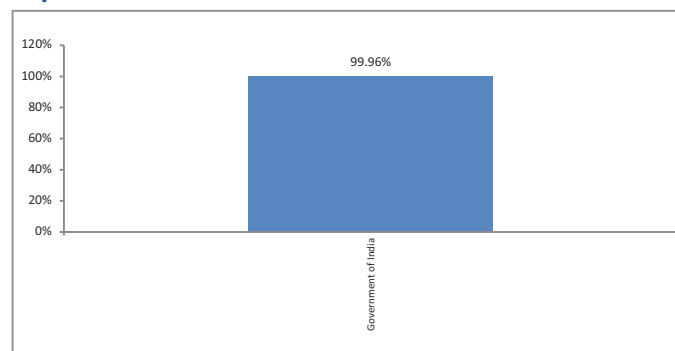


Rating Profile



*Others includes Equity, CBLO, Net receivable/payable and FD

Top 10 Sectors



Note : 'Financial & insurance activities' sector includes exposure to 'Fixed Deposits' & 'Certificate of Deposits'.

Performance

Period	1 Month	6 Months	1 Year	2 Years	3 Years	Inception
Fund	0.46%	2.77%	5.78%	4.73%	-	4.64%
Benchmark	-	-	-	-	-	-

Returns less than or equal to 1 year are absolute. Returns greater than 1 year are compounded annualised growth rate (CAGR). Past performance is not indicative of future performance

September 2017

Discontinued Life Policy Fund

Fund Objective

To provide minimum guaranteed rate of return on discontinued policies as prescribed by IRDAI

Portfolio Allocation

	Stated (%)	Actual (%)
Money Market instrument	0 - 100	100.12
Net Current Assets*		-0.12
Total		100.00

*Net current asset represents net of receivables and payables for investments held.

Portfolio

Company/Issuer	Rating	Exposure (%)
Money Market, Deposits & Other		100.00%
Total		100.00%

Fund Details

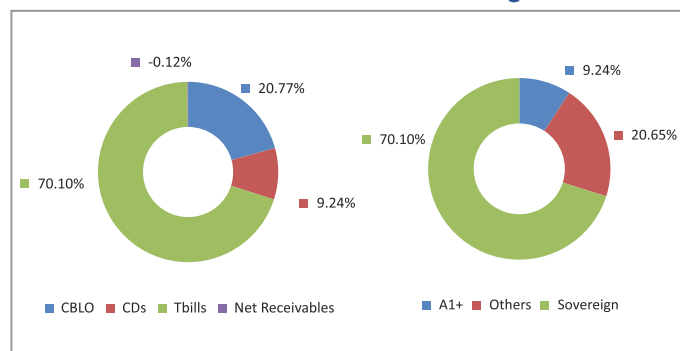
Description	
SFIN Number	ULIF07026/03/13DISCONLIFE116
Launch Date	28-Jan-15
Face Value	10
Risk Profile	Low
Benchmark	-
Fund Manager Name	Durgadutt Dhar
Number of funds managed by fund manager:	
Equity	-
Debt	29
Hybrid	25
NAV as on 30-September-17	11.6323
AUM (Rs. Cr)	491.92
Equity	-
Debt	100.12%
Net current asset	-0.12%

Quantitative Indicators

Modified Duration	0.41
-------------------	------

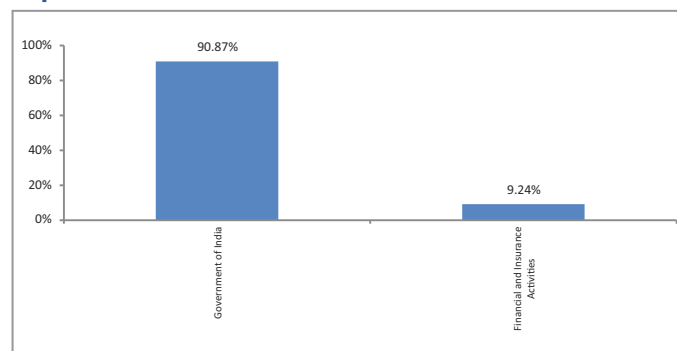
Asset Class

Rating Profile



*Others includes Equity, CBLO, Net receivable/payable and FD

Top 10 Sectors



Note : 'Financial & insurance activities' sector includes exposure to 'Fixed Deposits' & 'Certificate of Deposits'.

Performance

Period	1 Month	6 Months	1 Year	2 Years	3 Years	Inception
Fund	0.46%	2.82%	5.96%	6.32%	-	5.82%
Benchmark	-	-	-	-	-	-

Returns less than or equal to 1 year are absolute. Returns greater than 1 year are compounded annualised growth rate (CAGR). Past performance is not indicative of future performance