

# FUND PRO


**Sampath Reddy**  
Chief Investment Officer







## A quick guide to Bajaj Allianz Fund Performance

September 2016

Global liquidity supported by strong improvement in the macroeconomic variables of the domestic economy continues to support Indian markets. We remain optimistic over the prospects of India over the coming year.

## Bajaj Allianz Life Insurance Co. Ltd.

 [www.bajajallianzlife.com](http://www.bajajallianzlife.com)

     /BajajAllianzLifeInsurance  /BajajAllianzLIC



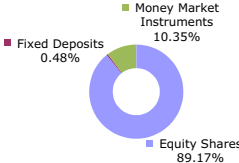
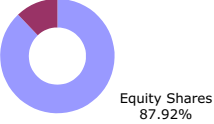
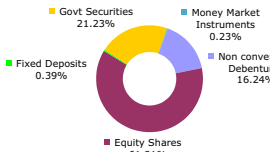
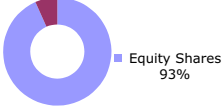
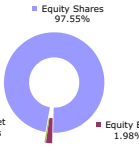
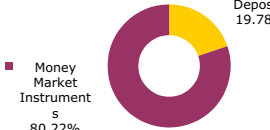
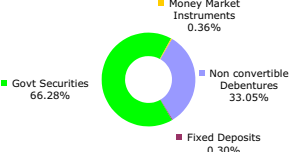
*Jiyo Bepikar®*

### BEWARE OF SPURIOUS PHONE CALLS AND FICTITIOUS/FRAUDULENT OFFERS - IRDAI clarifies to public that -

- IRDAI or its officials do not involve in activities like sale of any kind of insurance or financial products nor invest premiums.
- IRDAI does not announce any bonus. Public receiving such phone calls are requested to lodge a police complaint along with details of phone call, number.

G.E. Plaza, Airport Road, Yerawada, Pune - 411006., IRDAI Reg No.: 116, **Visit** : [www.bajajallianzlife.com](http://www.bajajallianzlife.com), **BALIC CIN** : U66010PN2001PLC015959, **Mail us** : [customercare@bajajallianz.co.in](mailto:customercare@bajajallianz.co.in), **Call on** : **Toll free no.** 1800 209 7272, **Fax No**: 02066026789, The Logo of Bajaj Allianz Life Insurance Co. Ltd. is provided on the basis of license given by Bajaj Finserv Ltd. to use its "Bajaj" Logo and Allianz SE to use its "Allianz" logo, Please check with your tax consultant for eligibility.

- Please note that past performance is not indicative of future performance
- The opinions expressed in this document is personal opinion of Chief Investment Officer of Bajaj Allianz Life Insurance Company Limited based on his perception of the present market conditions and economic scenario of India and is not indicative of any future investment trend to be followed by the Company
- **IN UNIT LINKED INSURANCE POLICIES, THE INVESTMENT RISK IN THE INVESTMENT PORTFOLIO IS BORNE BY THE POLICYHOLDER**
- The premium paid in linked insurance policies are subject to investment risks associated with capital markets and the NAVs of the units may go up or down based on the performance of fund and factors influencing the capital market and the insured is responsible for his/her decisions
- Please note that the name of the Bajaj Allianz product/plan/fund does not indicate the quality of the product plan/fund respectively and its future prospects or returns
- Customers may be advised to seek independent financial advice

Fund Names	Mandate	Asset Profile	CAGR					Since Inception	Inception Date	CIO's Ratings
			1 year	2 Year	3 Year	4 Year	5 Year			
<b>Large Cap</b> <b>i) Equity Growth Fund</b> ULIF02924/07/06EQGROWFUND116	To protect the capital as well as achieve capital appreciation over the term of 10 years. The above objective does not intend to offer any explicit investment guarantee to the policyholder. The fund strategy would be to invest in highly-rated secured debentures, corporate bonds, exchange traded funds, equities and money market instruments		11.66%	7.74%	20.07%	15.66%	14.96%	12.00%	24-Jul-06	*****
<b>ii) Equity Growth Fund II</b> ULIF05106/01/10EQTYGROWD2116			13.60%	9.57%	21.70%	16.57%	16.03%	14.43%	1-Jan-10	
<b>Ethical Fund</b> <b>Pure Stock Fund</b> ULIF02721/07/06PURESTKFUN116	To specifically exclude companies dealing in gambling, contests, liquor, entertainment (films, TV etc.), hotels, banks and financial institutions.		11.79%	9.76%	24.67%	19.33%	17.83%	16.56%	21-Jul-06	****
<b>Cnx Nse Nifty Index</b>			<b>8.33%</b>	<b>3.98%</b>	<b>14.51%</b>	<b>10.85%</b>	<b>11.74%</b>			
<b>Asset Allocation</b> <b>Asset Allocation Fund</b> ULIF04528/09/07ASSETALOC116	To realize a level of total income, including current income and capital appreciation, which is consistent with reasonable investment risk. The investment strategy will involve a flexible policy for allocating assets among equities, bonds and cash		9.89%	9.83%	18.22%	13.61%	12.94%	10.16%	1-Oct-07	****
<b>Crisil Balanced Fund Index</b>			<b>9.68%</b>	<b>7.00%</b>	<b>13.67%</b>	<b>10.73%</b>	<b>11.32%</b>			
<b>Mid Cap</b> <b>i) Accelerator Mid Cap Fund</b> ULIF03124/07/06ACCEMIDCAP116	To achieve capital appreciation by investing in a diversified basket of mid cap stocks and large cap stocks.		24.05%	16.82%	35.62%	20.33%	18.77%	15.95%	24-Jul-06	****
<b>ii) Accelerator Mid Cap Fund II</b> ULIF05206/01/10ACCMIDCA02116			24.36%	17.75%	35.47%	20.85%	19.34%	14.98%	1-Jan-10	
<b>Nifty Mid Cap 50 Index</b>			<b>23.69%</b>	<b>12.52%</b>	<b>28.09%</b>	<b>15.15%</b>	<b>13.50%</b>			
<b>Index Linked Nifty Fund</b> <b>Equity Index Fund II</b> ULIF03024/07/06EQTYINDX02116	To provide capital appreciation through investment in equities forming part of National Stock Exchange NIFTY		7.89%	2.90%	13.73%	10.18%	11.30%	10.31%	24-Jul-06	**
<b>Cnx Nse Nifty Index</b>			<b>8.33%</b>	<b>3.98%</b>	<b>14.51%</b>	<b>10.85%</b>	<b>11.74%</b>			
<b>Cash Fund</b> <b>Liquid Fund</b> ULIF02510/07/06LIQUIDFUND116	To have a fund that protects invested capital through investments in liquid money market and short-term instruments.		7.65%	8.00%	8.23%	8.33%	8.46%	8.51%	10-Jul-06	*
<b>Crisil Composite Liquid Index</b>			<b>7.69%</b>	<b>8.12%</b>	<b>8.58%</b>	<b>8.58%</b>	<b>8.59%</b>			
<b>Debt Fund</b> <b>Bond Fund</b> ULIF02610/07/06BONDFUND116	To provide accumulation of income through investment in high quality fixed income Securities.		11.37%	12.37%	11.94%	10.07%	10.15%	9.47%	10-Jul-06	**
<b>Crisil Composite Bond Index</b>			<b>11.51%</b>	<b>12.03%</b>	<b>11.89%</b>	<b>9.73%</b>	<b>9.69%</b>			

The above information is as on 30<sup>th</sup> Sept 2016