

August 2014

CIO's Comments

Fund Performance

Asset allocation fund

Cash funds

Debt funds

Capital Shield

Max Gain

Growth Plus

Guaranteed Bond Fund

Assured return fund

Shield Plus

Blue Chip Equity Fund

Index linked (nifty) funds

Equity Funds

Equity Mid-cap Funds

Pure Equity Funds

CIO's Comments



Sampath Reddy, CFA
CIO, Bajaj Allianz Life Insurance

The domestic equity markets continued their upward momentum with the benchmark indices scaling new highs. The optimism on equities and economic growth coming back has been led by multiple factors, primary amongst them the hope of a stable, investment and investor-friendly government at the Centre. The Nifty and sensex are both trading at all time highs at levels of over 8100 and 27,000. At the end of August 2014, both have delivered a return in excess of 19% over the past 5 months since the start of the fiscal year.

The expectation of an economic recovery seems imminent over the coming few quarters. After two consecutive years of a sub 5% GDP growth (of 4.5% in FY13 and 4.7% in FY14), analysts expect a strong uptick in GDP growth in the coming couple of years. Government initiatives are resulting in reduction of Infrastructure bottlenecks which has the potential of unleashing a surge in investment activities. Also, the new Government is emphasizing on domestic manufacturing lead growth, which in turn can bring about a quantum jump in employment opportunities.

After a volatile and sharp depreciation in the currency over the last year, the Rupee is now stable at levels of 60. Falling crude oil prices which are at USD100 bode well for the overall wellbeing of the country as it would ease the pressure of the Current Account Deficit (CAD). The recent data on inflation which is on a deceleration trend is encouraging with the headline CPI inflation coming in lower at 7.80% in August 2014 compared to 7.96% in July 2014.

However, India is not out of the woods yet. While headline CPI inflation data offers comfort, the sticky food inflation is a cause of concern. At 9.22% in August 2014, food inflation is higher than the 9.14% in July 2014. The advancement of the monsoon has brought in relief, with the last available data placing deficit at 15% on an all India basis. However, as the monsoon has been delayed, patchy and uneven, this could put pressure on food prices though it would be much lower than initially estimated.

Markets have already rallied on the hope of a revival in the investment cycle, and expectations remain high. On the ground, though improvement in fundamentals would be a more gradual process and stock valuations run the risk of pushing ahead of fundamentals. Stock picking thus gathers paramount importance as one builds a portfolio of strong, solid companies that have emerged stronger in the face of a tough external environment. Sector-specific growth opportunities would need to be viewed in context of the quality of the balance sheet and the quality of the company's management to deliver

shareholder value. We remain optimistic on the prospects of the Indian economy over the coming few years.

The future for India is promising. Favorable demographics with a young workforce when led by a strong leadership can deliver good GDP growth. Investors can capitalize on this growth – with a smart stock-selection approach, and importantly, patience. As is said, "Patience always Pays".



Fund Performance

August 2014

CIO's Comments

Fund Performance

Asset allocation fund

Cash funds

Debt funds

Capital Shield

Max Gain

Growth Plus

Guaranteed Bond Fund

Assured return fund

Shield Plus

Blue Chip Equity Fund

Index linked (nifty) funds

Equity Funds

Equity Mid-cap Funds

Pure Equity Funds

ASSET PROFILE

Asset Class	Asset Allocation Fund	Cash Funds	Debt Funds	Equity Funds Large Cap	Equity Mid Cap	Index Funds	Ethical Funds
Equity Shares	82.7%	0.0%	0.0%	97.5%	96.7%	99.7%	82.7%
Money Market Instruments	0.7%	74.9%	0.2%	2.4%	3.3%	0.3%	0.7%
Fixed Deposits	2.2%	25.1%	4.1%	0.0%	0.0%	0.0%	2.2%
Non Convertible Debentures	7.6%	0.0%	47.3%	0.0%	0.0%	0.0%	7.6%
Mutual Fund Units	0.0%	0.0%	0.0%	0.0%	0.0%	0.0%	0.0%
Govt Securities	6.9%	0.0%	48.4%	0.0%	0.0%	0.0%	6.9%
LOANS	0.0%	0.0%	0.0%	0.0%	0.0%	0.0%	0.0%
Venture Capital Funds	0.0%	0.0%	0.0%	0.0%	0.0%	0.0%	0.0%
WARRANTS	0.0%	0.0%	0.0%	0.0%	0.0%	0.0%	0.0%
Grand Total	100%	100%	100%	100%	100%	100%	100%

FUND PERFORMANCE

Type	FUND NAMES	SFIN Code	Absolute Return					CAGR Return				Returns since Inception CAGR	Inception Date
			1 Month	3 month	6 month	1 Year	2 Year	3 year	5 Year				
Asset Allocation	Asset Allocation Fund	ULIF04528/09/07ASSETALLOCI16	3.6%	8.2%	27.3%	40.3%	20.0%	14.8%	11.4%	10.3%	1-0ct-07		
Asset Allocation	Asset Allocation Fund II	ULIF07205/12/13ASSETALLO2116	2.8%	5.7%						17.2%	31-Mar-14		
Asset Allocation	Asset Allocation Pension Fund	ULIF04628/01/08ASALLOCPEN116	3.5%	8.5%	28.6%	41.6%	20.6%	15.2%	11.4%	10.0%	27-Jan-08		
	Crisil Balanced Fund Index		2.1%	7.2%	19.4%	32.9%	17.6%	13.9%	10.1%				
Cash Fund	Cash Fund	ULIF00215/01/04CASHFUNDLI116	0.5%	1.6%	3.4%	6.9%	7.0%	7.2%	6.7%	6.2%	15-Jan-04		
Cash Fund	Cash Plus Fund	ULIF01023/07/04CASHPLUSFU116	0.6%	2.1%	4.3%	8.8%	8.9%	9.0%	8.4%	8.2%	23-Jul-04		
Cash Fund	Cash Plus Pension	ULIF01618/11/04CASHPLUPEN116	0.6%	2.1%	4.3%	9.0%	9.0%	9.1%	8.7%	8.6%	18-Nov-04		
Cash Fund	Liquid Fund	ULIF02510/07/06LIQUIDFUND116	0.6%	2.1%	4.2%	8.7%	8.7%	8.8%	8.2%	8.6%	10-Jul-06		
Cash Fund	Liquid Pension Fund	ULIF04124/07/06LIQIPENFUND116	0.6%	2.0%	4.2%	8.6%	8.6%	8.8%	8.3%	8.8%	24-Jul-06		
	Crisil Composite Liquid Index		0.7%	2.1%	4.6%	10.0%	8.9%	8.9%	7.6%				
DEBT FUNDS	Debt Fund	ULIF00415/01/04DEBTFUNDLI116	0.3%	1.5%	5.8%	9.7%	6.5%	6.9%	6.8%	5.8%	15-Jan-04		
DEBT FUNDS	Debt Plus Fund	ULIF00923/07/04DEBTPUSFU116	0.5%	1.9%	6.6%	11.4%	8.3%	8.8%	8.6%	7.8%	23-Jul-04		
DEBT FUNDS	Debt Plus Pension	ULIF01518/11/04DEBTPUPEN116	0.4%	1.9%	6.0%	10.3%	8.4%	9.2%	9.1%	8.6%	18-Nov-04		
DEBT FUNDS	Premier Debt Fund	ULIF02317/12/05PREDEBTFU116	0.2%	1.2%	4.9%	8.5%	6.8%	7.1%	7.0%	7.3%	17-Dec-05		
DEBT FUNDS	Life Long Gain	ULIF01123/07/04LIFELOGAIN116	0.2%	1.3%	5.2%	8.1%	4.9%	5.3%	5.1%	4.6%	23-Jul-04		
DEBT FUNDS	Bond Fund	ULIF02610/07/06BONDFUNDLI116	0.5%	1.8%	6.5%	10.9%	8.0%	8.3%	8.3%	8.7%	10-Jul-06		
DEBT FUNDS	Premier Bond Fund	ULIF02821/07/06PREMIRBOND116	0.2%	1.4%	5.2%	8.4%	6.0%	6.4%	6.2%	6.8%	21-Jul-06		
DEBT FUNDS	Bond Pension Fund	ULIF03524/07/06BONDPENFUND116	0.5%	1.9%	6.7%	11.4%	8.3%	8.7%	8.4%	9.2%	24-Jul-06		
DEBT FUNDS	Guaranteed Bond Fund	ULIF06322/09/11CTEBONDFUND116	0.3%	1.7%	5.6%	10.4%	8.0%			8.3%	5-Dec-11		
	Crisil Composite Bond Index		0.5%	1.9%	6.5%	11.7%	7.4%	7.9%	7.0%				
LARGE CAP	Equity Gain Fund	ULIF00523/07/04EQGAINFUND116	3.9%	14.2%	36.4%	63.4%	30.5%	21.1%	14.5%	18.7%	23-Jul-04		
LARGE CAP	Equity Plus Fund	ULIF00723/07/04EQPLUSFUND116	4.0%	11.6%	31.9%	57.6%	27.1%	19.2%	14.7%	19.4%	23-Jul-04		
LARGE CAP	Equity Plus Pension	ULIF01218/11/04EQPLUSPEN116	4.0%	13.8%	35.0%	55.0%	27.6%	20.0%	17.9%	21.0%	18-Nov-04		
LARGE CAP	Premier Equity Gain	ULIF02217/12/05PREEQGAIN116	3.9%	13.5%	34.5%	53.1%	26.4%	18.8%	16.7%	15.4%	17-Dec-05		
LARGE CAP	Equity Growth Fund	ULIF02924/07/06EQGROWFUND116	4.0%	11.2%	32.4%	54.2%	27.6%	19.5%	15.1%	13.0%	24-Jul-06		
LARGE CAP	Equity Growth Fund II	ULIF05106/01/10EQTYGROW02116	4.1%	11.6%	31.3%	54.4%	27.2%	19.8%		16.4%	1-Jan-10		
LARGE CAP	Premier Equity Growth Fund	ULIF03824/07/06PREMEQGROW116	3.8%	13.3%	33.9%	52.2%	25.7%	18.1%	15.9%	12.8%	24-Jul-06		
LARGE CAP	Equity Growth Pension Fund	ULIF03624/07/06EQTYGROPEN116	4.1%	12.1%	31.8%	54.8%	27.6%	20.0%	17.6%	14.7%	24-Jul-06		
LARGE CAP	Growth Plus Fund III	ULIF05926/10/10GROWPLUS03116	3.1%	15.1%	58.3%	79.4%	37.3%	26.1%		21.0%	1-Nov-10		
LARGE CAP	Blue Chip Equity Fund	ULIF06026/10/10BLUECHPEQ116	2.8%	10.8%	27.6%	44.1%	23.6%	17.9%		9.0%	1-Nov-10		
	Cnx Nse Nifty Index		3.0%	10.0%	26.7%	45.4%	23.0%	16.7%	11.3%				
MID CAP	Equity Midcap Fund	ULIF01709/03/05EQMIDFUND116	1.2%	9.6%	40.0%	70.2%	20.9%	14.3%	10.6%	16.0%	9-Mar-05		
MID CAP	Equity Midcap Plus	ULIF01809/03/05EQMIDPLUS116	1.3%	9.8%	42.1%	76.6%	24.2%	17.0%	15.0%	19.7%	9-Mar-05		
MID CAP	Equity Midcap Pension	ULIF01909/03/05EQMIDCPEN116	2.8%	16.7%	64.7%	101.1%	32.3%	22.1%	18.2%	22.8%	9-Mar-05		
MID CAP	Accelerator Mid Cap Fund	ULIF03124/07/06ACCMEIDCAP116	1.2%	9.5%	54.8%	92.6%	28.7%	19.4%	16.1%	15.8%	24-Jul-06		
MID CAP	Accelerator Mid Cap Fund II	ULIF05206/01/10ACCMEIDCA02116	1.3%	9.4%	52.4%	89.0%	28.5%	19.7%		13.9%	1-Jan-10		
MID CAP	Accelerator Midcap Pension Fund	ULIF03324/07/06ACCMEIDPEN116	1.3%	9.8%	54.3%	93.7%	30.0%	20.7%	17.0%	16.9%	24-Jul-06		
	Nifty Mid Cap 50 Index		-0.6%	2.7%	44.4%	77.0%	25.3%	13.3%	6.2%				
	CNX Midcap		2.5%	9.6%	42.4%	68.7%	25.4%	15.1%	12.7%				
INDEX	Equity Fund	ULIF00315/01/04EQIQUITYFUND116	2.8%	10.6%	27.0%	44.0%	22.4%	16.2%	10.5%	12.7%	15-Jan-04		
INDEX	Equity Index Fund	ULIF00623/07/04EQINDEFUND116	2.8%	10.9%	27.9%	45.6%	24.0%	17.7%	12.0%	17.1%	23-Jul-04		
INDEX	Equity Index Pension	ULIF01318/11/04EQINDEXPEN116	2.9%	11.0%	28.0%	45.9%	24.1%	17.9%	12.1%	16.2%	18-Nov-04		
INDEX	Premier Equity Fund	ULIF02117/12/05PREMEQFUND116	2.7%	10.5%	27.0%	44.6%	22.6%	16.5%	10.7%	11.8%	17-Dec-05		
INDEX	Equity Index Fund II	ULIF03024/07/06EQTYINDEX02116	2.9%	11.0%	27.4%	45.2%	22.7%	16.7%	11.2%	12.3%	24-Jul-06		
INDEX	Premier Equity Index Fund	ULIF03924/07/06PREEQINDEX116	2.7%	10.4%	26.6%	42.8%	21.5%	15.5%	9.8%	10.8%	24-Jul-06		
INDEX	Equity Index Pension Fund II	ULIF03724/07/06EQINDEXPEN02116	2.9%	10.9%	27.9%	45.6%	23.5%	17.4%	11.6%	12.3%	24-Jul-06		
	Cnx Nse Nifty Index		3.0%	10.0%	26.7%	45.4%	23.0%	16.7%	11.3%				
Ethical Fund	Pure Eq Fund	ULIF02017/12/05PUREEQFUND116	7.6%	17.8%	39.7%	59.3%	29.6%	20.8%	16.1%	17.2%	17-Dec-05		
Ethical Fund	Pure Stock Fund	ULIF02721/07/06PURESTKFUN116	7.1%	17.5%	40.5%	60.4%	31.1%	21.9%	16.3%	17.9%	21-Jul-06		
Ethical Fund	Pure Stock Pension Fund	ULIF04717/04/08PURESTKPEN116	7.0%	18.3%	34.1%	51.3%	26.5%	19.8%	16.9%	18.0%	17-Apr-08		
	Cnx Nse Nifty Index		3.0%	10.0%	26.7%	45.4%	23.0%	16.7%	11.3%				



August 2014

CIO's Comments

Fund Performance

Asset allocation fund

Cash funds

Debt funds

Capital Shield

Max Gain

Growth Plus

Guaranteed Bond Fund

Assured return fund

Shield Plus

Blue Chip Equity Fund

Index linked (nifty) funds

Equity Funds

Equity Mid-cap Funds

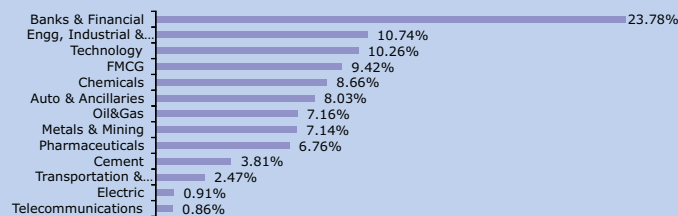
Pure Equity Funds

Asset Allocation Fund

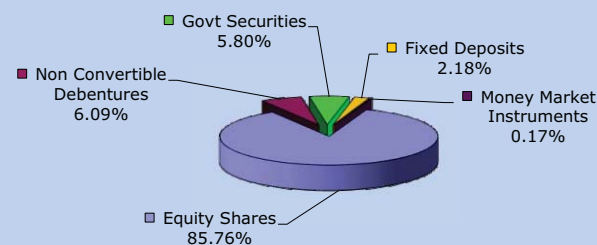
Investment Objectives

The investment objective of this Fund will be to realize a level of total income, including current income and capital appreciation, which is consistent with reasonable investment risk. The investment strategy will involve a flexible policy for allocating assets among equities, bonds and cash. The Fund strategy will be to adjust the mix between these asset classes to capitalize on the changing financial markets and economic conditions. The Fund will adjust its weights in equity, debt and cash depending on the relative attractiveness of each asset class. Equity: 0% - 100% Debt: 0% - 100% Money market instruments: 0% - 20%

Industry Profile



Asset Profile



Returns

FUND NAMES	Absolute Returns			CAGR			
	1 month	3 months	6 months	1 year	2 year	3 year	Returns since Inception CAGR
Asset Allocation Fund	3.56%	8.16%	27.30%	40.30%	19.98%	14.83%	10.31%
Asset Allocation Pension Fund	3.46%	8.47%	28.58%	41.63%	20.65%	15.17%	10.04%
Asset Allocation Fund II	2.31%	5.67%	0.00%	0.00%	0.00%	0.00%	17.16%

Company Name

% Value % Total Value

CENTRAL GOVERNMENT SECURITIES	6.87%	6.87%
CORPORATE BONDS		7.57%
L I C Housing Finance Ltd.	1.97%	
Power Finance Corpn. Ltd.	1.12%	
Housing Development Finance Corpn. Ltd.	0.84%	
Tata Sons Ltd.	0.66%	
Shriram Transport Finance Co. Ltd.	0.48%	
Bharat Forge Ltd.	0.47%	
Power Grid Corpn. Of India Ltd.	0.38%	
Barclays Investments & Loans (India) Ltd.	0.35%	
I O T Utkal Energy Services Ltd.	0.27%	
MINISTRY OF RAILWAYS	0.26%	
Indian Railway Finance Corpn. Ltd.	0.23%	
Other Corporate Bonds	0.54%	
Money Market Instruments	0.72%	0.72%
FIXED DEPOSITS	2.16%	2.16%
SHARES		82.68%
I C I C T Bank Ltd.	8.02%	
H D F C Bank Ltd.	4.52%	
Larsen & Toubro Ltd.	4.40%	
Infosys Ltd.	4.19%	
Yes Bank Ltd.	3.77%	
I T C Ltd.	3.74%	
Bosch Ltd.	3.32%	
Hindalco Industries Ltd.	3.16%	
Nestle India Ltd.	3.04%	
B A S F India Ltd.	2.97%	
Bayer Cropscience Ltd.	2.38%	
Reliance Industries Ltd.	2.34%	
Wipro Ltd.	2.13%	
Aventis Pharma Ltd.	2.11%	
Mphasis Ltd.	2.04%	
Wyeth Ltd.	1.83%	
Akzo Nobel India Ltd.	1.82%	
Tata Motors Ltd.	1.76%	
Bharat Petroleum Corpn. Ltd.	1.60%	
Oil & Natural Gas Corpn. Ltd.	1.54%	
I N G Vysya Bank Ltd.	1.50%	
Sesa Goa Ltd.	1.34%	
Ingersoll-Rand (India) Ltd.	1.27%	
Century Textiles & Inds. Ltd.	1.19%	
Gujarat Pipavav Port Ltd.	1.18%	
Siemens Ltd.	1.14%	
Other Shares	14.39%	
Grand Total	100%	100%



August 2014

CIO's Comments

Fund Performance

Asset allocation fund

Cash funds

Debt funds

Capital Shield

Max Gain

Growth Plus

Guaranteed Bond Fund

Assured return fund

Shield Plus

Blue Chip Equity Fund

Index linked (nifty) funds

Equity Funds

Equity Mid-cap Funds

Pure Equity Funds

Cash Funds

Investment Objectives

The objective of this Fund is to protect the invested capital through investments in money market and short term debt instruments. This fund will invest 100% of its portfolio in bank deposits and money market instruments. Not more than 20% of the apportioned premium can be put in this fund.

Returns

	Annualised Returns			
	1 Month	3 Month	6 Month	1 year
Cash Fund	0.51%	1.64%	3.41%	6.94%
Cash Plus Fund	0.64%	2.11%	4.34%	8.84%
CASH PLUS PENSION	0.62%	2.07%	4.34%	9.00%
Liquid Fund	0.63%	2.06%	4.23%	8.65%
Liquid Pension Fund	0.62%	2.02%	4.17%	8.56%

AVERAGE MATURITY AND PORTFOLIO YTM


FUND CLASSIFICATION	PORTFOLIO YTM	AVG DURATION (in years)
CASH FUNDS	9.12%	0.52

Fund Manager Comments


The funds continued to invest in highly liquid short term papers as per the mandates.

Company Name	% Value	% Total Value
FIXED DEPOSITS		25.10%
Syndicate Bank	6.1%	
Corporation Bank	5.2%	
Canara Bank	5.2%	
Bank Of India	5.2%	
Saraswat Co-Operative Bank Ltd.	3.5%	
Money Market Instruments		74.90%
I C I C I Bank Ltd.	9.8%	
Bank Of Baroda	9.4%	
Sundaram B N P Paribas Home Finance Ltd.	8.9%	
Power Finance Corpn. Ltd.	8.3%	
Kotak Mahindra Prime Ltd.	6.9%	
I D B I Bank Ltd.	6.6%	
Tata Capital Ltd.	5.1%	
Corporation Bank	4.2%	
Other Money Market Instruments	15.0%	
Grand Total	100%	100%

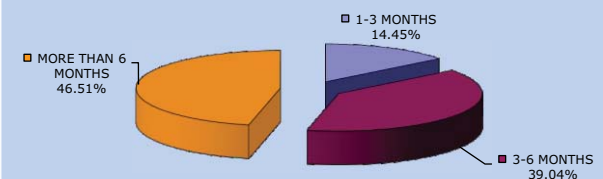
Asset Profile



Maturity Profile



Rating Profile



Debt Funds

August 2014

CIO's Comments

Fund Performance

Asset allocation fund

Cash funds

Debt funds

Capital Shield

Max Gain

Growth Plus

Guaranteed Bond Fund

Assured return fund

Shield Plus

Blue Chip Equity Fund

Index linked (nifty) funds

Equity Funds

Equity Mid-cap Funds

Pure Equity Funds

Investment Objectives

The objective of the fund is to provide accumulation of income through investment in high quality fixed income securities. This Fund will have an exposure of maximum 20% in money market instruments and minimum of 80% in G Secs, bonds and fixed deposits

Fund Performance

FUND NAMES	Annualized Returns			
	1 month	3 months	6 months	1 year
Debt Fund	0.35%	1.54%	5.76%	9.69%
Debt Plus Fund	0.46%	1.91%	6.57%	11.45%
DEBT PLUS PENSION	0.37%	1.90%	6.03%	10.32%
Premier Debt Fund	0.17%	1.19%	4.90%	8.48%
Life Long Gain	0.18%	1.28%	5.18%	8.15%
Bond Fund	0.45%	1.78%	6.45%	10.93%
Premier Bond Fund	0.20%	1.42%	5.23%	8.41%
Bond Pension Fund	0.46%	1.87%	6.73%	11.41%

AVERAGE MATURITY AND PORTFOLIO YTM

FUND CLASSIFICATION	PORTFOLIO	AVG DURATION
	YTM	(in years)
DEBT FUNDS	9.00%	4.90


Fund Manager Comments

RBI cut SLR and HTM ceiling by 50 bps each to 22% and 24% respectively and kept policy rates unchanged while maintaining a hawkish stance. Headline CPI inflation increased to 7.96% YoY in August from 7.46% YoY in June primarily led by Food which rose by 9.1% YoY.


We would look to maintain duration within a range of 4.75- 5.25 with a view that yields would stay range bound with a bullish bias given a stable INR, lower supply and comfortable liquidity. Risks to our view are rise in food inflation and continuing geopolitical tensions resulting in higher crude oil prices.

Company Name	% Value	% Total Value
CENTRAL GOVERNMENT SECURITIES	48.42%	48.42%
Money Market Instruments	0.24%	0.24%
CORPORATE BONDS		47.27%
Food Corporation of India Ltd.		8.77%
Tata Sons Ltd.		5.57%
Shriram Transport Finance Co. Ltd.		3.92%
Power Finance Corpn. Ltd.		3.83%
Housing Development Finance Corpn. Ltd.		3.79%
MINISTRY OF RAILWAYS		3.61%
L I C Housing Finance Ltd.		3.00%
Rural Electrification Corpn. Ltd.		2.81%
Power Grid Corpn. Of India Ltd.		1.99%
Ashok Leyland Ltd.		1.32%
Tata Bluescope Steel Ltd.		1.30%
Infrastructure Leasing & Financial Services Ltd.		1.22%
Other Corporate Bonds		6.14%
FIXED DEPOSITS		4.07%
State Bank of Hyderabad		3.47%
Canara Bank		0.42%
Syndicate Bank		0.16%
State Bank Of Bikaner & Jaipur		0.02%
Grand Total	100%	100%

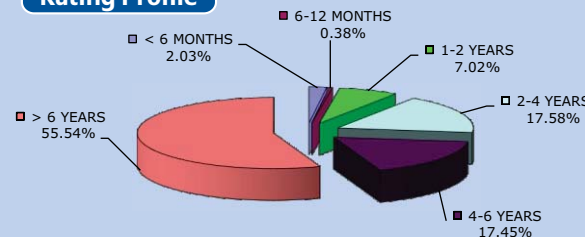
Asset Profile



Maturity Profile



Rating Profile



Max Gain Fund

August 2014

CIO's Comments

Fund Performance

Asset allocation fund

Cash funds

Debt funds

Capital Shield

Max Gain

Growth Plus

Guaranteed Bond Fund

Assured return fund

Shield Plus

Blue Chip Equity Fund

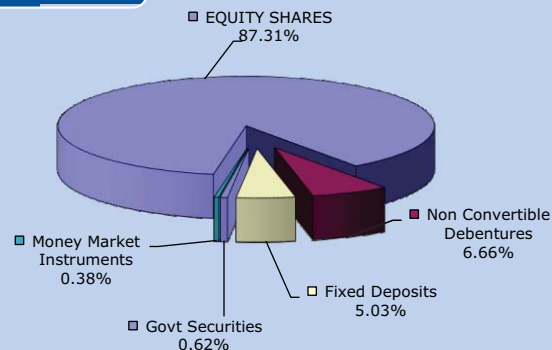
Index linked (nifty) funds

Equity Funds

Equity Mid-cap Funds

Pure Equity Funds

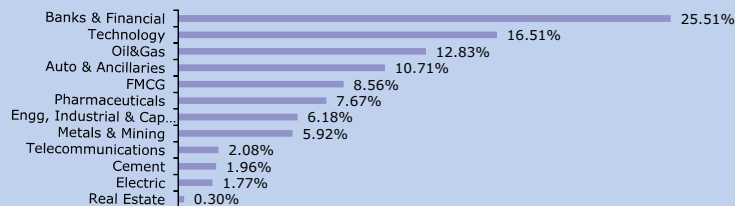
Asset Profile



Company Name

Company Name	% Value	% Total Value
SHARES		
I C I C I Bank Ltd.	7.63%	87.3%
I T C Ltd.	6.47%	
Reliance Industries Ltd.	5.43%	
H D F C Bank Ltd.	5.09%	
Tata Motors Ltd.	4.66%	
Larsen & Toubro Ltd.	4.42%	
Oil & Natural Gas Corpn. Ltd.	4.08%	
H C L Technologies Ltd.	3.87%	
Maruti Suzuki India Ltd.	3.70%	
Infosys Ltd.	3.66%	
Tata Consultancy Services Ltd.	3.50%	
Housing Development Finance Corpn. Ltd.	3.23%	
Dr. Reddys Laboratories Ltd.	2.81%	
Hindalco Industries Ltd.	2.29%	
Tech Mahindra Ltd.	2.24%	
Lupin Ltd.	1.99%	
Sun Pharmaceutical Inds. Ltd.	1.89%	
Bharti Airtel Ltd.	1.82%	
Infrastructure Development Finance Co. Ltd.	1.75%	
Other Shares	16.77%	
Non Convertible Debentures.	6.66%	6.66%
Money Market Instruments	0.38%	0.38%
Govt Securities	0.62%	0.62%
Fixed Deposits	5.03%	5.03%
Grand Total	100%	100%

Industry Distribution



Returns

FUND NAMES	Absolute Returns			CAGR			Returns since Inception
	1 month	3 months	6 months	1 year	2 year	3 year	
Max Gain Fund I	2.64%	9.13%	21.84%	36.59%	18.94%	14.86%	10.26%
Max Gain Fund II	2.53%	9.07%	20.63%	35.50%	18.73%	14.81%	9.79%



Gauranteed Bond Fund

August 2014

CIO's Comments

Fund Performance

Asset allocation fund

Cash funds

Debt funds

Capital Shield

Max Gain

Growth Plus

Guaranteed Bond Fund

Assured return fund

Shield Plus

Blue Chip Equity Fund

Index linked (nifty) funds

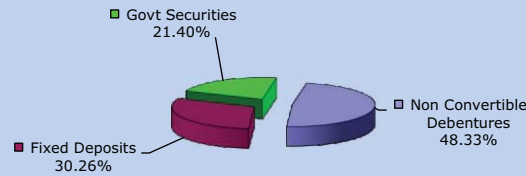
Equity Funds

Equity Mid-cap Funds


Pure Equity Funds

Investment Objectives

Asset Profile



Rating Profile



Returns

FUND NAMES	Absolute Returns				CAGR		
	1 month	3 months	6 months	1 Year	2 Years	3 Years	Returns since Inception
Guaranteed Bond Fund	0.30%	1.75%	5.57%	10.41%	7.99%	0.00%	8.32%

Company Name

% Value

% Total Value

CORPORATE BONDS

48.33%

Export-Import Bank Of India	7.3%
Housing Development Finance Corpn. Ltd.	7.1%
Indian Railway Finance Corpn. Ltd.	6.9%
Rural Electrification Corpn. Ltd.	6.9%
Power Finance Corpn. Ltd.	6.9%
Power Grid Corpn. Of India Ltd.	5.8%
Other Corporate Bonds	7.4%

FIXED DEPOSITS

30.26%

State Bank Of Travancore	8.8%
I D B I Bank Ltd.	8.3%
State Bank Of Bikaner & Jaipur	5.4%
Other FD	7.7%

GOVT SECURITIES(GSE)

21.4%

Grand Total 100% 100%



August 2014

CIO's Comments

Fund Performance

Asset allocation fund

Cash funds

Debt funds

Capital Shield

Max Gain

Growth Plus

Guaranteed Bond Fund

Assured return fund

Shield Plus

Blue Chip Equity Fund

Index linked (nifty) funds

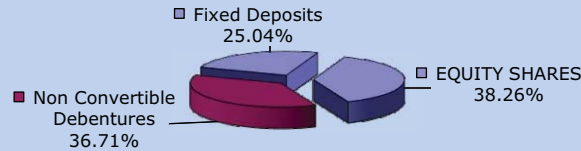
Equity Funds

Equity Mid-cap Funds

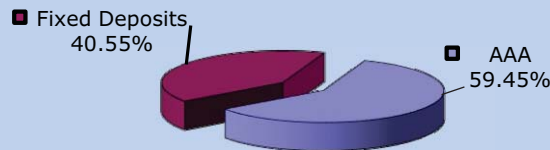
Pure Equity Funds

Growth Plus

Asset Profile



Rating Profile



Returns

FUND NAMES	Absolute Returns			CAGR			Returns since Inception
	1 month	3 months	6 months	1 year	2 year	3 year	
Growth Plus Fund I	0.52%	2.47%	4.85%	8.46%	8.27%	8.47%	6.86%
Growth Plus Fund II	2.13%	16.72%	28.19%	32.28%	22.45%	10.19%	7.14%

Company Name	% Value	% Total Value
CORPORATE BONDS		36.71%
Tata Sons Ltd.	6.43%	
Power Finance Corpn. Ltd.	6.15%	
Rural Electrification Corpn. Ltd.	5.99%	
Housing Development Finance Corpn. Ltd.	5.58%	
Indian Railway Finance Corpn. Ltd.	5.52%	
Infrastructure Development Finance Co. Ltd.	4.97%	
Power Grid Corpn. Of India Ltd.	2.07%	
Fixed Deposits - Security		25.04%
EQUITY SHARES		38.26%
Reliance Industries Ltd.	2.69%	
I T C Ltd.	2.67%	
Infosys Ltd.	2.49%	
H D F C Bank Ltd.	2.34%	
I C I C I Bank Ltd.	2.21%	
Larsen & Toubro Ltd.	2.10%	
Housing Development Finance Corpn. Ltd.	1.80%	
Tata Consultancy Services Ltd.	1.74%	
Tata Motors Ltd.	1.61%	
Oil & Natural Gas Corpn. Ltd.	1.22%	
Sun Pharmaceutical Inds. Ltd.	1.13%	
Axis Bank Ltd.	1.10%	
Mahindra & Mahindra Ltd.	1.00%	
Bharti Airtel Ltd.	0.93%	
Infrastructre Development Finance Co. Ltd.	0.81%	
Hindustan Unilever Ltd.	0.78%	
Tata Steel Ltd.	0.78%	
Maruti Suzuki India Ltd.	0.76%	
Hindalco Industries Ltd.	0.69%	
Dr. Reddys Laboratories Ltd.	0.66%	
Other Equity Shares	8.75%	
Grand Total	100%	100%



August 2014

CIO's Comments

Fund Performance

Asset allocation fund

Cash funds

Debt funds

Capital Shield

Max Gain

Growth Plus

Guaranteed Bond Fund

Assured return fund

Shield Plus

Blue Chip Equity Fund

Index linked (nifty) funds

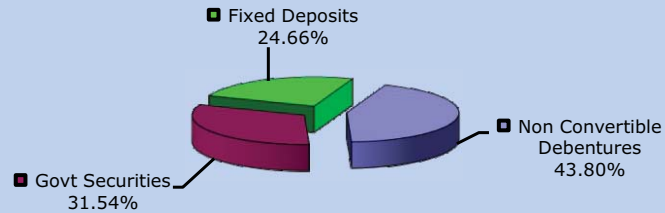
Equity Funds

Equity Mid-cap Funds

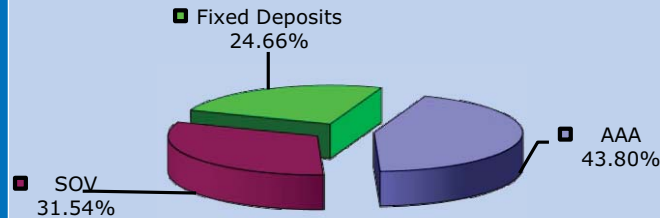
Pure Equity Funds

Assured return fund

Asset Profile



Rating Profile



Returns

FUND NAMES	Absolute Returns			CAGR			Returns since Inception
	1 month	3 months	6 months	1 year	2 year	3 year	
Assured return fund	0.35%	1.79%	5.57%	10.09%	7.69%	8.10%	7.26%

Company Name	% Value	% Total Value
Non Convertible Debentures.		43.80%
MINISTRY OF RAILWAYS	8.90%	
Power Finance Corpn. Ltd.	7.81%	
Export-Import Bank Of India	6.96%	
Power Grid Corpn. Of India Ltd.	6.43%	
Housing Development Finance Corpn. Ltd.	4.53%	
Indian Railway Finance Corpn. Ltd.	4.20%	
Other NCD	4.97%	
Fixed Deposits	24.66%	24.66%
GOVT SECURITIES(GSE)	31.58%	31.58%
Grand Total	100%	100%

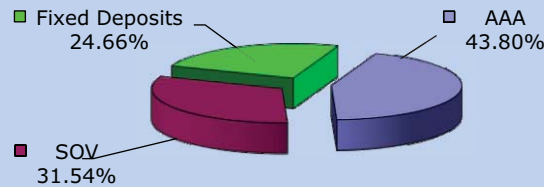


August 2014

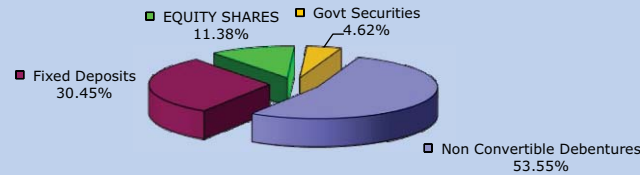
Shield Plus Fund

- [CIO's Comments](#)
- [Fund Performance](#)
- [Asset allocation fund](#)
- [Cash funds](#)
- [Debt funds](#)
- [Capital Shield](#)
- [Max Gain](#)
- [Growth Plus](#)
- [Guaranteed Bond Fund](#)
- [Assured return fund](#)
- [Shield Plus](#)
- [Blue Chip Equity Fund](#)
- [Index linked \(nifty\) funds](#)
- [Equity Funds](#)
- [Equity Mid-cap Funds](#)
- [Pure Equity Funds](#)

Asset Profile



Rating Profile



Returns

FUND NAMES	Absolute Returns				CAGR		
	1 month	3 months	6 months	1 year	2 Year	3 Year	Returns since Inception
Shield Plus Fund I	0.57%	2.13%	7.51%	14.44%	9.36%	8.71%	7.60%
Shield Plus Fund II	0.62%	3.00%	10.29%	17.15%	10.95%	9.76%	8.47%
Shield Plus Fund III	0.53%	2.43%	8.95%	15.81%	9.93%	9.03%	8.13%
Shield Plus Fund IV	0.69%	2.69%	8.95%	15.37%	11.08%	9.92%	9.13%

Company Name	% Value	% Total Value
Equity Shares		
		11.38%
Crompton Greaves Ltd.	1.07%	
Tata Consultancy Services Ltd.	1.04%	
Indraprastha Gas Ltd.	1.04%	
I C I C I Bank Ltd.	0.83%	
Wipro Ltd.	0.78%	
Hitachi Home & Life Solutions (India) Ltd.	0.69%	
V S T Industries Ltd.	0.66%	
Yes Bank Ltd.	0.63%	
Bosch Ltd.	0.63%	
N T P C Ltd.	0.57%	
Infosys Ltd.	0.49%	
Hindalco Industries Ltd.	0.48%	
H D F C Bank Ltd.	0.46%	
Other Equity Shares	2.01%	
CORPORATE BONDS		53.55%
Power Grid Corpn. Of India Ltd.	9.45%	
Power Finance Corpn. Ltd.	9.12%	
Indian Railway Finance Corpn. Ltd.	8.89%	
MINISTRY OF RAILWAYS	7.63%	
Housing Development Finance Corpn. Ltd.	6.11%	
Rural Electrification Corpn. Ltd.	5.42%	
Export-Import Bank Of India	2.67%	
L I C Housing Finance Ltd.	2.57%	
Others	1.68%	
GOVT SECURITIES		4.62%
Fixed Deposits	30.45%	30.45%
Grand Total	100%	100%

August 2014

CIO's Comments

Fund Performance

Asset allocation fund

Cash funds

Debt funds

Capital Shield

Max Gain

Growth Plus

Guaranteed Bond Fund

Assured return fund

Shield Plus

Blue Chip Equity Fund

Index linked (nifty) funds

Equity Funds

Equity Mid-cap Funds

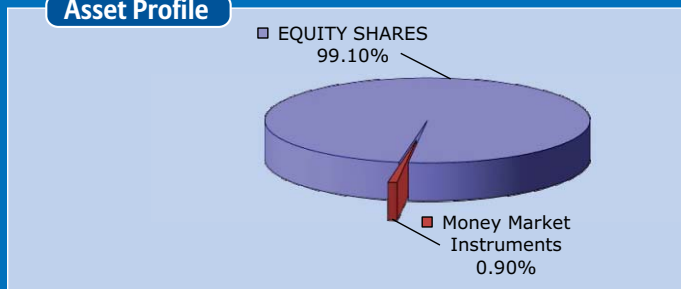
Pure Equity Funds

Blue Chip Equity Fund

Investment Objectives

The objective of the fund is to provide capital appreciation through investment in equities forming part of NSE Nifty. This fund will have an exposure of maximum 40% in bank deposits and money market instruments and minimum 60% in Equities

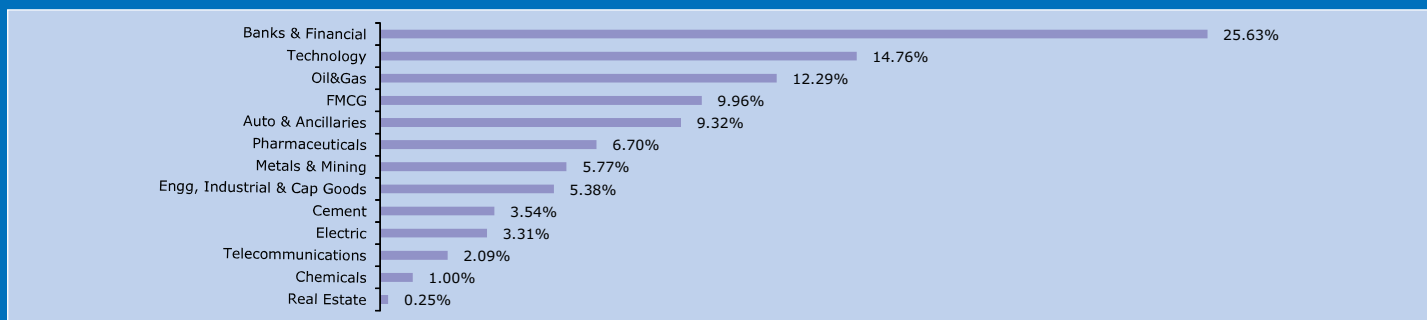
Asset Profile



Returns

FUND NAMES	Absolute Returns			CAGR			Returns since Inception
	1 month	3 months	6 months	1 year	2 year	3 year	
Blue Chip Equity Fund	2.77%	10.80%	27.61%	44.14%	23.56%	17.88%	9.02%

Industry Distribution



Company Name	% Value	% Total Value
Money Market Instruments	0.9%	0.9%
SHARES		99.1%
I T C Ltd.		7.58%
Infosys Ltd.		6.69%
H D F C Bank Ltd.		6.40%
Housing Development Finance Corp. Ltd.		6.33%
Reliance Industries Ltd.		6.29%
I C I C I Bank Ltd.		6.12%
Larsen & Toubro Ltd.		4.72%
Tata Consultancy Services Ltd.		4.52%
Tata Motors Ltd.		3.95%
Oil & Natural Gas Corp. Ltd.		3.45%
Mahindra & Mahindra Ltd.		2.87%
Hindalco Industries Ltd.		2.52%
Sun Pharmaceutical Inds. Ltd.		2.49%
Bharti Airtel Ltd.		2.07%
other Equity Shares		33.12%
Grand Total	100%	100%

INDEX LINKED (NIFTY) FUNDS

August 2014

CIO's Comments

Fund Performance

Asset allocation fund

Cash funds

Debt funds

Capital Shield

Max Gain

Growth Plus

Guaranteed Bond Fund

Assured return fund

Shield Plus

Blue Chip Equity Fund

Index linked (nifty) funds

Equity Funds

Equity Mid-cap Funds

Pure Equity Funds

Investment Objectives

The objective of the fund is to provide capital appreciation through investment in equities forming part of NSE Nifty. This fund will have an exposure of maximum 40% in bank deposits and money market instruments and minimum 60% in Equities.

Returns

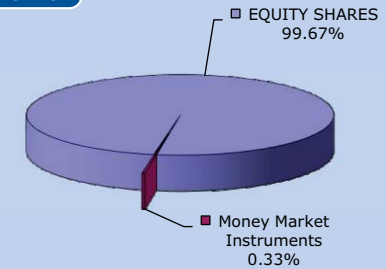
FUND NAMES	Absolute Returns			CAGR			Returns since Inception
	1 month	3 month	6 month	1 year	2 year	3 year	
Equity Fund	2.78%	10.63%	27.04%	43.98%	22.41%	16.23%	12.71%
Equity Index Fund	2.84%	10.95%	27.85%	45.58%	23.99%	17.74%	17.07%
Equity Index Pension	2.89%	11.00%	28.03%	45.89%	24.14%	17.88%	16.24%
Premier Equity Fund	2.75%	10.54%	27.00%	44.60%	22.65%	16.46%	11.79%
Equity Index Fund II	2.92%	11.04%	27.44%	45.18%	22.73%	16.73%	12.32%
Premier Equity Index Fund	2.69%	10.36%	26.63%	42.77%	21.49%	15.46%	10.76%
Equity Index Pension Fund II	2.88%	10.93%	27.91%	45.63%	23.53%	17.41%	12.28%

Company Name

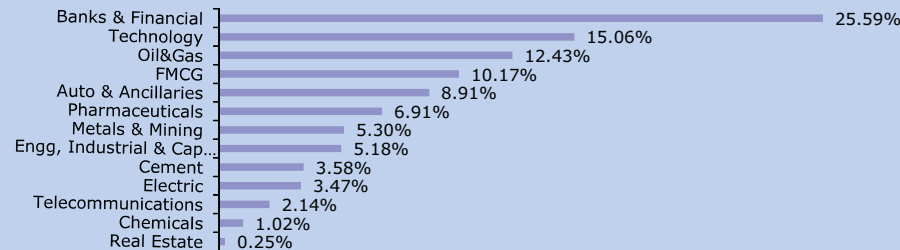
% Value % Total Value

Company Name	% Value	% Total Value
MONEY MARKET INSTRUMENTS	0.33%	0.33%
SHARES		99.7%
ITC Ltd.	7.71%	
Infosys Ltd.	6.93%	
I C I C I Bank Ltd.	6.59%	
Housing Development Finance Corpn. Ltd.	6.40%	
Reliance Industries Ltd.	6.31%	
H D F C Bank Ltd.	6.23%	
Larsen & Toubro Ltd.	4.57%	
Tata Consultancy Services Ltd.	4.50%	
Tata Motors Ltd.	3.94%	
Oil & Natural Gas Corpn. Ltd.	3.44%	
Sun Pharmaceutical Inds. Ltd.	2.54%	
Mahindra & Mahindra Ltd.	2.46%	
Hindalco Industries Ltd.	2.28%	
Wipro Ltd.	2.15%	
Bharti Airtel Ltd.	2.13%	
Hindustan Unilever Ltd.	1.89%	
State Bank Of India	1.73%	
G A I L (India) Ltd.	1.69%	
Dr. Reddys Laboratories Ltd.	1.65%	
Other Shares	24.51%	
Grand Total	100%	100%

Asset Profile



Industry Distribution



Equity Funds

August 2014

CIO's Comments

Fund Performance

Asset allocation fund

Cash funds

Debt funds

Capital Shield

Max Gain

Growth Plus

Guaranteed Bond Fund

Assured return fund

Shield Plus

Blue Chip Equity Fund

Index linked (nifty) funds

Equity Funds

Equity Mid-cap Funds

Pure Equity Funds

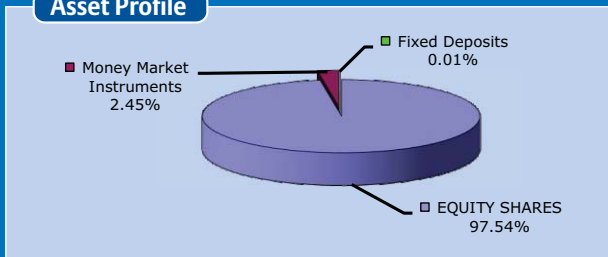
Investment Objectives

The objective of the fund is to provide capital appreciation through investment in selected equity shares that have the potential for capital appreciation. This fund will have an exposure of maximum 40% in bank deposits and money market instruments and minimum 60% in Equities.

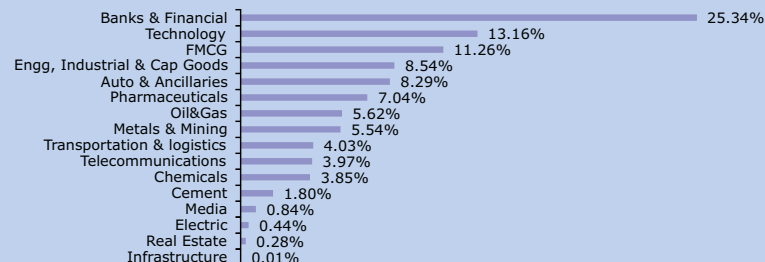
Returns

FUND NAMES	Absolute Returns			CAGR			Returns since Inception
	1 month	3 month	6 month	1 year	2 year	3 year	
Equity Gain Fund	1.66%	21.84%	34.93%	51.34%	27.93%	15.77%	18.45%
Equity Plus Fund	0.90%	17.90%	30.65%	43.44%	24.51%	14.78%	19.11%
Equity Plus Pension	2.43%	19.46%	33.78%	43.94%	25.29%	15.85%	20.72%
Premier Equity Gain	2.31%	19.17%	33.30%	42.18%	24.05%	14.98%	14.99%
Equity Growth Fund	1.13%	18.56%	30.99%	43.12%	24.84%	15.63%	12.62%
Equity Growth Fund II	0.98%	17.15%	29.80%	43.25%	24.68%	15.72%	15.72%
Premier Equity Growth Fund	2.16%	18.92%	32.86%	41.41%	23.26%	14.08%	12.42%
Equity Growth Pension Fund	1.18%	18.01%	30.39%	43.59%	25.11%	16.07%	14.25%
Growth Plus Fund III	-0.09%	35.30%	58.13%	68.03%	35.35%	22.26%	20.45%

Asset Profile



Industry Distribution



Fund Manager Comments

Markets continued to be in consolidation mode in August 14, as was the case in August 14. After strong gains of ~13% in May & June, Nifty 50 Index slipped 2% in August 14. Supreme court ruling on coal blocks allocation that termed the allocation illegal & with malafide intentions, hit metal & power stocks. Metal stocks lost 10-20% in August, so was the case with power stocks. Real estate sector came under pressure as RBI virtually ruled out an interest rate cut in this year, so was the case with PSU banks which fell by 5-10%. Defensive sectors like IT, Pharma did pretty well. Auto numbers especially 4 wheelers surprised positively & showed good signs of recovery with incoming festive season. Auto stocks did quite well returning 5-15% in August

Company Name

% Value % Total Value

Money Market Instruments	2.45%	2.45%
Fixed Deposits	0.01%	0.01%
SHARES		97.54%
I C I C Bank Ltd.	9.20%	
H D F C Bank Ltd.	6.07%	
Infosys Ltd.	5.43%	
I T C Ltd.	4.97%	
Yes Bank Ltd.	4.69%	
Tech Mahindra Ltd.	4.56%	
Larsen & Toubro Ltd.	4.14%	
Bosch Ltd.	3.91%	
Idea Cellular Ltd.	3.87%	
Hindalco Industries Ltd.	3.51%	
Nestle India Ltd.	3.43%	
Oil & Natural Gas Corp. Ltd.	2.91%	
Tata Motors Ltd.	2.49%	
Cadila Healthcare Ltd.	2.38%	
State Bank Of India	2.12%	
Aventis Pharma Ltd.	2.03%	
Reliance Industries Ltd.	1.83%	
Gujarat Pipavav Port Ltd.	1.69%	
National Aluminium Co. Ltd.	1.42%	
Wyeth Ltd.	1.37%	
Monsanto India Ltd.	1.33%	
Wipro Ltd.	1.27%	
Bayer Cropsience Ltd.	1.18%	
I L & F S Transportation Networks Ltd.	1.16%	
Siemens Ltd.	1.08%	
Container Corp. Of India Ltd.	1.08%	
B A S F India Ltd.	1.05%	
Shoppers Stop Ltd.	1.02%	
Other Shares	16.36%	
Grand Total	100%	100%

August 2014

CIO's Comments

Fund Performance

Asset allocation fund

Cash funds

Debt funds

Capital Shield

Max Gain

Growth Plus

Guaranteed Bond Fund

Assured return fund

Shield Plus

Blue Chip Equity Fund

Index linked (nifty) funds

Equity Funds

Equity Mid-cap Funds

Pure Equity Funds

Equity Mid-cap Funds

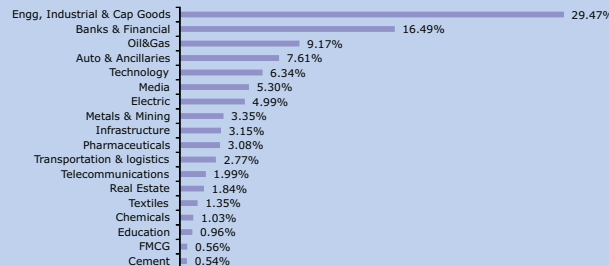
Investment Objectives

The objective of this fund is to achieve capital appreciation by investing in a diversified basket of mid cap and large cap stocks. This fund will have an exposure of maximum 40% in bank deposits and money market instruments and 60% in equities. Of the equity investment at least 50% will be in mid cap shares.

Returns

FUND NAMES	Absolute Returns			CAGR			Returns since Inception
	1 month	3 months	6 months	1 year	2 year	3 year	
Equity Midcap Fund	1.22%	9.62%	39.98%	70.23%	20.86%	14.35%	15.99%
Equity Midcap Plus	1.33%	9.83%	42.07%	76.61%	24.16%	16.95%	19.69%
Equity Midcap Pension	2.79%	16.66%	64.69%	101.07%	32.29%	22.08%	22.77%
Accelerator Mid Cap Fund	1.18%	9.54%	54.84%	92.62%	28.66%	19.41%	15.79%
Accelerator Mid Cap Fund li	1.26%	9.37%	52.39%	88.99%	28.49%	19.72%	13.86%
Accelerator Midcap Pension Fund	1.34%	9.83%	54.34%	93.66%	29.96%	20.73%	16.88%

Industry Distribution

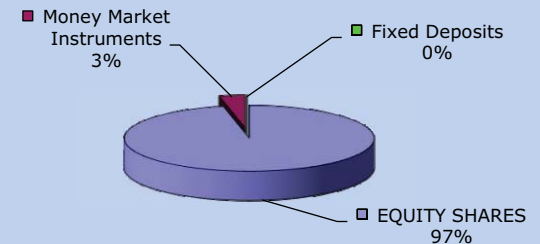


Company Name

% Value % Total Value

Company Name	% Value	% Total Value
Money Market Instruments	3.33%	3.33%
SHARES		96.66%
Reliance Infrastructure Ltd.	4.64%	
Gujarat State Petronet Ltd.	3.97%	
Siemens Ltd.	3.23%	
Hindustan Petroleum Corp. Ltd.	3.22%	
Bank Of India	2.98%	
Automotive Axles Ltd.	2.96%	
I R B Infrastructure Developers Ltd.	2.95%	
Mphasis Ltd.	2.92%	
National Aluminium Co. Ltd.	2.90%	
I N G Vysya Bank Ltd.	2.82%	
Sasken Communication Technologies Ltd.	2.72%	
Yes Bank Ltd.	2.69%	
Gujarat Pipavav Port Ltd.	2.59%	
Sun T V Network Ltd.	2.58%	
Voltas Ltd.	2.47%	
Indraprastha Gas Ltd.	2.47%	
Larsen & Toubro Ltd.	2.40%	
I C I Bank Ltd.	2.37%	
Reliance Communications Ltd.	2.24%	
H T Media Ltd.	2.21%	
Union Bank Of India	2.16%	
K S B Pumps Ltd.	1.83%	
Torrent Power Ltd.	1.65%	
S M L Isuzu Ltd.	1.56%	
Crompton Greaves Ltd.	1.55%	
Sadbhav Engineering Ltd.	1.53%	
Gayatri Projects Ltd.	1.49%	
Gujarat Industries Power Co. Ltd.	1.42%	
Other Shares	26.13%	
Fixed Deposits	0.01%	0.01%
Grand Total	100%	100%

Asset Profile



Fund Manager Comments

Taking cues from Large caps, Midcaps also consolidated in August 14. Nifty50 index was flat in the month. White goods like AC, Fridge manufacturers reported very good quarterly numbers & hence their stocks performed very well. As was the case with large caps, power, metal stocks fell on Supreme court ruling on coal block allocation. Gas stocks did well on falling global LNG prices. Auto stocks performed very well on good volume numbers.

We are continuously adding the midcaps, trying to find good quality managements & good prospective categories.



August 2014

CIO's Comments

Fund Performance

Asset allocation fund

Cash funds

Debt funds

Capital Shield

Max Gain

Growth Plus

Guaranteed Bond Fund

Assured return fund

Shield Plus

Blue Chip Equity Fund

Index linked (nifty) funds

Equity Funds

Equity Mid-cap Funds

Pure Equity Funds

Pure Equity Fund

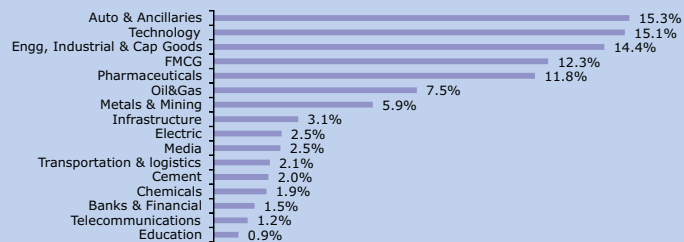
Investment Objectives

The investments in this fund will specifically exclude companies dealing in Gambling, Contests, Liquor, Entertainment (Films, TV, etc.), Hotels, Banks and Financial Institutions, Investment would be atleast 60% in equities and not more than 40% in bank deposits and money market instruments.

Returns

FUND NAMES	Absolute Returns				CAGR		
	1 month	3 months	6 months	1 year	2 year	3 year	Returns since Inception
Pure Eq Fund	7.59%	17.78%	39.75%	59.33%	29.58%	20.81%	17.21%
Pure Stock Fund	7.08%	17.46%	40.54%	60.45%	31.08%	21.89%	17.91%
Pure Stock Pension Fund	7.01%	18.26%	34.08%	51.32%	26.50%	19.84%	18.02%

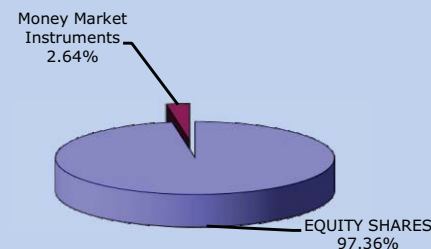
Industry Distribution



Company Name

Company Name	% Value	% Total Value
SHARES		
		97.36%
Hitachi Home & Life Solutions (India) Ltd.	6.57%	
Bosch Ltd.	5.68%	
Infosys Ltd.	5.34%	
Nestle India Ltd.	4.97%	
Larsen & Toubro Ltd.	4.87%	
Tata Motors Ltd.	4.19%	
Dr. Reddys Laboratories Ltd.	3.57%	
K S B Pumps Ltd.	3.52%	
Tech Mahindra Ltd.	3.50%	
Natco Pharma Ltd.	3.48%	
Hindalco Industries Ltd.	3.07%	
Ashoka Buildcon Ltd.	3.03%	
Tata Consultancy Services Ltd.	2.84%	
Reliance Industries Ltd.	2.77%	
Wipro Ltd.	2.70%	
Oil & Natural Gas Corpn. Ltd.	2.45%	
Gujarat Industries Power Co. Ltd.	2.43%	
Tamil Nadu Newsprint & Papers Ltd.	2.39%	
Aventis Pharma Ltd.	2.31%	
Kansai Nerolac Paints Ltd.	2.04%	
Lupin Ltd.	2.01%	
Chennai Petroleum Corpn. Ltd.	1.61%	
Maruti Suzuki India Ltd.	1.57%	
B A S F India Ltd.	1.55%	
Esab India Ltd.	1.45%	
Kirloskar Oil Engines Ltd.	1.39%	
Symphony Limited	1.28%	
National Aluminium Co. Ltd.	1.27%	
Other Shares	13.49%	
Money Market Instruments	2.64%	2.64%
Grand Total	100%	100%

Asset Profile



Disclaimer: "This document is for information purposes only and must not be treated as solicitation done the Company. All effort have been made to ensure accuracy of the contents of this newsletter and the Company shall not be held liable for any errors, opinions, or projections published herein. The customers are requested to consult their financial advisors before investing or deciding to invest with the Company and shall not hold the Company liable for any loss caused to the customer based on information contained herein. Unlike a traditional product, a unit linked product(ULIP) is subject to investment risks associated with capital markets and the NAV of the unit August fluctuate based on the performance of funds. The insured is responsible for his or her decision. Investments in ULIP is subject to market risk. Past performance is not indicative of future performance. Bajaj Allianz Life Insurance Company Limited, GE Plaza, Airport Road, Yerwada, Pune- 411006. IRDA Registration No.116"

Insurance is the subject matter of the solicitation.



August 2014

CIO's Comments

Fund Performance

Asset allocation fund

Cash funds

Debt funds

Capital Shield

Max Gain

Growth Plus

Assured return fund

Shield Plus


Blue Chip Equity Fund

Index linked (nifty) funds

Equity Funds

Equity Mid-cap Funds

Pure Equity Funds



Pay once and make your Fortune

Presenting **Bajaj Allianz Fortune Gain** - a Unit-Linked Endowment Plan that provides upto 99.5% premium allocation to make sure that your valuable money is fully utilized towards building you a fortune.

- Upto 99.5% premium allocation for single premium 10 lacs and above
- Loyalty additions of 3% of the single premium depending on the single premium and policy term chosen
- Choice of seven (7) funds

For more details **SMS LIFE to 56070** or Call toll free no. **1800 209 5858**

Visit: www.bajajallianz.com www.facebook.com/jiyobefikar twitter.com/jiyobefikar

BEWARE OF SPURIOUS PHONE CALLS AND FICTITIOUS/FRAUDULENT OFFERS

IRDA clarifies to public that -

- IRDA or its officials do not involve in activities like sale of any kind of insurance or financial products nor invest premiums.
- IRDA does not announce any bonus. Public receiving such phone calls are requested to lodge a police complaint along with details of phone call, number.

Bajaj Allianz Life Insurance Co. Ltd.

G.E. Plaza, Airport Road, Yerawada, Pune - 411006., IRDA Reg No.: 116, BALIC CIN : U66010PN2001PLC015959,

Visit: www.bajajallianz.com, Mail us : customercare@bajajallianz.co.in, Call on : Toll free no. 1800 209 5858, Fax No: 02066026789

Risk Factors and Warning Statements: Bajaj Allianz Life Insurance Company Limited and Bajaj Allianz Fortune Gain are the names of the company and the product respectively and do not in any way indicate the quality of the product and its future prospects or returns. In this policy, the investment risk in investment portfolio is borne by the policyholder. Unlike traditional products, Bajaj Allianz Fortune Gain is a Unit Linked Insurance Plan (ULIP). Investment in ULIPs is subject to risks associated with the capital markets. The policy holder is solely responsible for his/her decisions while investing in ULIPs. For more details on risk factors, terms and conditions please read sales brochure & policy document available on www.bajajallianz.com carefully before concluding a sale. Tax benefits are as per prevailing Income tax laws. All charges applicable shall be levied. Insurance is the subject matter of the solicitation. Bajaj Allianz Fortune Gain (UIN: 116L125V01)

Jiyo Befikar

